

The AKS 4100 Liquid Level Sensor

A whole **new level** of **flexibility and accuracy**

Experience the AKS 4100 Liquid Level Sensor with TDR Guided Radar technology (Time Domain Reflectometry) fully adapted to the Industrial Refrigeration segment – reliable and with high accuracy. All sensors in the new AKS 4100 family are easy to install and fully flexible. No on-site calibration is needed, and the probe length can easily be adjusted on site.

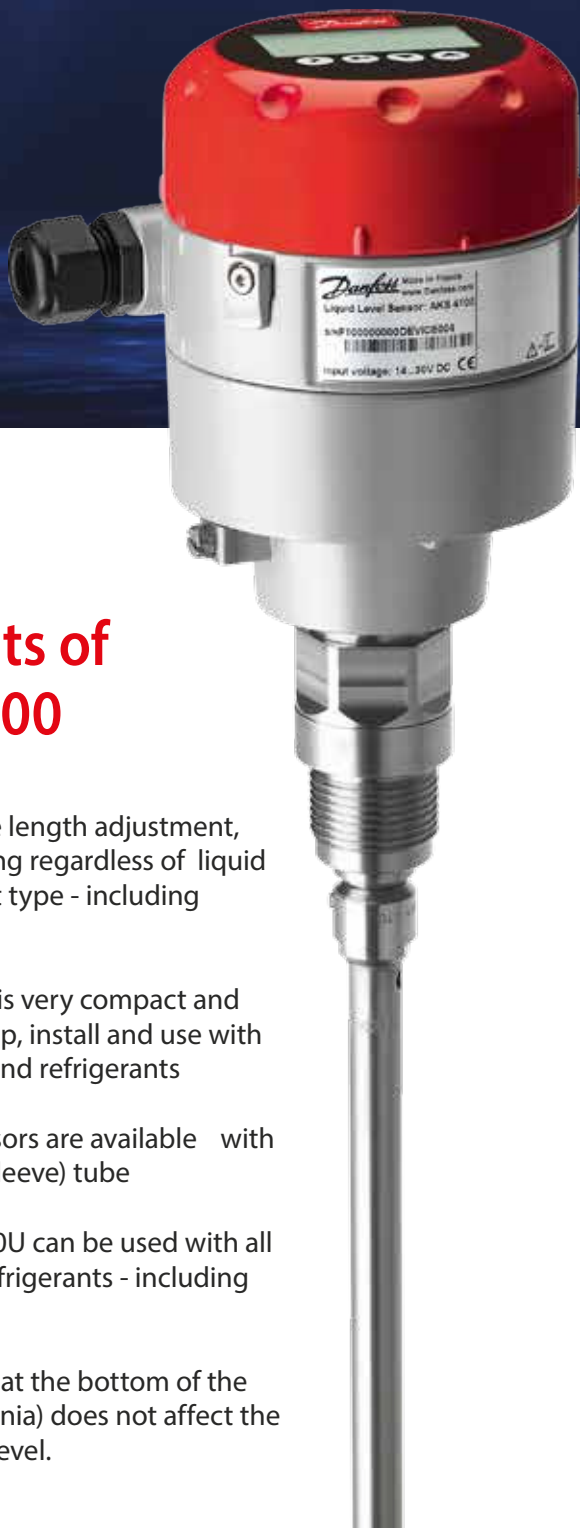
75%

time savings due to
the very easy on-site
adjustment procedure.



The benefits of the AKS 4100

- ☐ Easy on-site probe length adjustment, easy commissioning regardless of liquid level or refrigerant type - including ammonia and CO₂
- ☐ The cable version is very compact and easy to handle, ship, install and use with different lengths and refrigerants
- ☐ The AKS 4100 sensors are available with cable or Coaxial (sleeve) tube
- ☐ The AKS 4100/4100U can be used with all non-flammable refrigerants - including ammonia and CO₂
- ☐ Oil proof. Oil layer at the bottom of the stand pipe (ammonia) does not affect the liquid refrigerant level.



HMI Service/Display unit

The optional HMI Service/Display unit is used for commissioning and quick on-site setup, and is easily connected to the AKS 4100.

The service unit supports multiple languages and both SI and Imperial units.

The LCD display has a resolution of 128 x 64 pixels.



Technical overview of AKS 4100

- ☐ Available lengths:
Cable: 800-5000 mm
Coaxial: 500-2200 mm
(other lengths upon request)
- ☐ Mechanical process connection:
G1" or 3/4" NPT
- ☐ Temperature range:
-60°C/100°C (-76°F/212°F)
- ☐ Pressure range:
-1 barg / 100 barg
(-14.5 psig / 1450 psig)
- ☐ Standard signal: 4 - 20 mA
- ☐ 2-wire loop powered; no separate transformer needed

Technical details of the AKS 4100

Measuring range of AKS 4100 - CABLE version

Bottom deadzone values based on the factory setting of dielectric constant

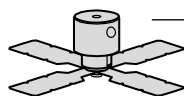
Refrigerant	Probe length range [mm]	Bottom dead zone [mm]
Ammonia, HFC, HCFC	800	115
	801 - 999	120
	1000 - 1999	150
	2000 - 2999	180
	3000 - 3999	210
	4000 - 5000	240

Improved Bottom dead zone values after the adjustment of dielectric constant

Refrigerant	Probe length range [mm]	Bottom dead zone [mm]
Ammonia, HFC, HCFC	800 - 5000	90

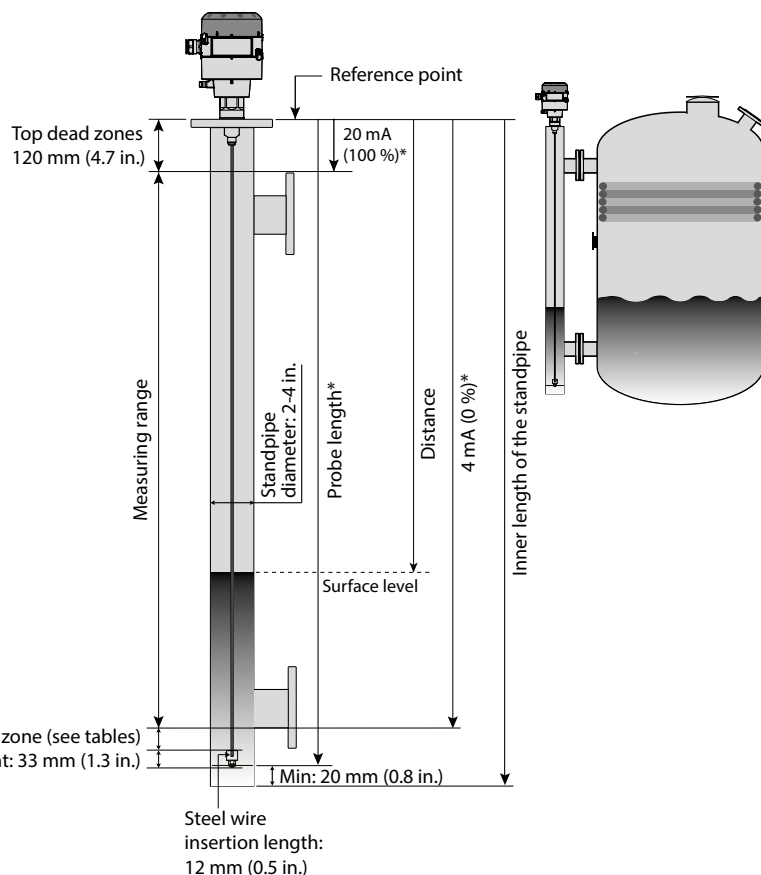
Code number with HMI	Code no.
AKS 4100 with 5 m (197 in.) Ø2 mm (Ø0.08 in.) stainless cable and counterweight	084H4501

* Values to be entered into HMI Quick Setup menu and recorded on the setting label. Stick the setting label onto the Signal Converter either inside or outside.



Bottom dead zone (see tables)
Counterweight: 33 mm (1.3 in.)

Danfoss
M84H0017_1



Measuring range of AKS 4100 - COAXIAL version

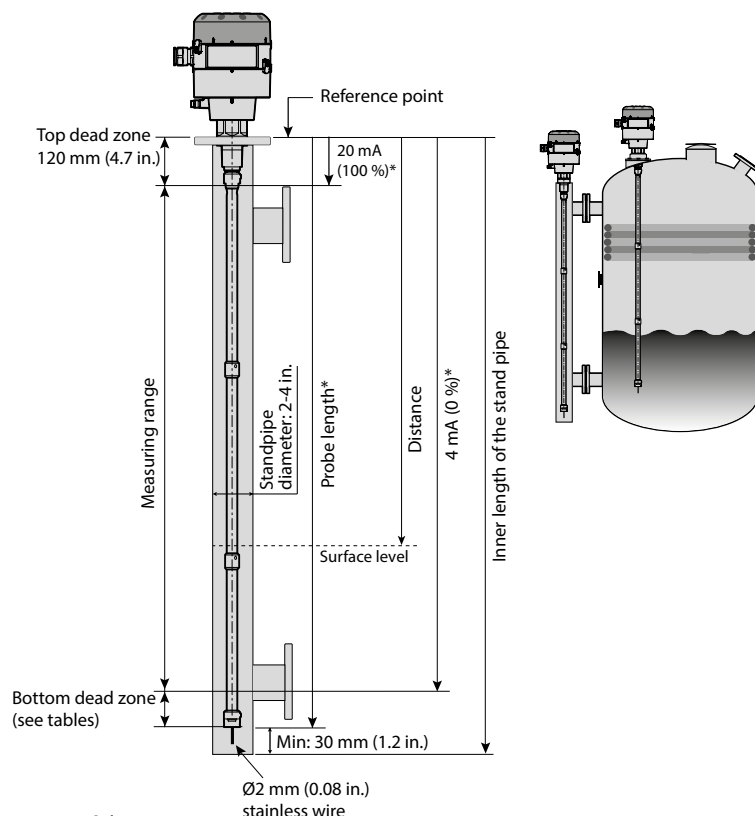
Dielectric Constant ϵ_r always set during Quick Setup

Refrigerant	Probe Length [mm]	Bottom Dead Zone [mm]
CO ₂	500	170
	800	
	1000	
	1200	
	1500	
	1700	
	2200	

Code number with HMI	Probe Length [mm]	Code no.
AKS 4100 - Coaxial	500	084H4510
AKS 4100 - Coaxial	800	084H4511
AKS 4100 - Coaxial	1000	084H4512
AKS 4100 - Coaxial	1200	084H4513
AKS 4100 - Coaxial	1500	084H4514
AKS 4100 - Coaxial	1700	084H4515
AKS 4100 - Coaxial	2200	084H4516

* Values to be entered into HMI Quick Setup menu and recorded on the setting label. Stick the setting label onto the Signal Converter either inside or outside.

Please note: It is mandatory to input dielectric constant for CO₂ applications.



Danfoss
M84H0026_1

For further details, please see the technical literature.

Danfoss Industrial Refrigeration

A world of expertise at the click of a button

Turn to Danfoss if you want to combine quality components with expert knowhow and support. Try out these free tools, designed to make your work much easier.



Coolselector® 2 – New calculation software for Industrial Refrigeration

Coolselector®2 is your brand new Danfoss calculation and selection software designed to make selection processes for all industrial refrigeration projects easier and less time consuming. Coolselector® 2 is a unique calculation and support tool for contractors and system designers, offering complete pressure drop calculations, analysis of pipe and valve design and the ability to generate performance reports. It replaces the well-known DIRcalc™ software and offers several new functionalities.



Danfoss IR app

The free IR App gives you a spare parts tool, which makes it easy for you to find the spare part number for a given Danfoss industrial refrigeration valve. It also presents all the products and benefits of the SVL Flexline™ range – with a fun game thrown in as well.



Download 3D CAD symbols

From our online product catalogue on our website, you can download 3D CAD symbols and illustrations to help you when designing refrigeration plants.



IR application tool

With this interactive PowerPoint slideshow, you can explore all the details of a two-stage ammonia plant. You will find detailed cut-away drawings and information on the valves in the installation along with links to videos, literature and product animations.



Application handbook

The Application Handbook is designed to help you every step of the way when working with industrial refrigeration systems. Among many other things, it contains examples of how to select control methods for different refrigeration systems, their design and which components to choose.

Visit **www.danfoss.com/IR-tools** and find all the tools you need.