




Technical Information  
**Combination Module**  
**PVGI**



**Revision history***Table of revisions*

<b>Date</b>	<b>Changed</b>	<b>Rev</b>
November 2014	Specification sheet updated	BD
May 2014	Converted to Danfoss layout – DITA CMS	BC
December 2010	Back cover change	BB
January 2010	Drawing p. 7 and Japan locat	BA
September 2007	First edition	AA

**Contents****General Information**

Application.....	4
Function.....	4
Dimensions.....	5
Code numbers.....	6
Specification sheet PVG 120/32.....	7

**General Information**
**Application**

For linking PVG 32 and PVG 120 valve groups into a common block, Danfoss can supply a combination module that has the following advantages:

- PVG 32 and 120 can be joined together into one valve group
- compensated oilflow from 5 to 200 l/min. [1.32 to 53 US gal/min].
- compact installation.

The combination module connects the P-, T-, LS- and Pp-channels in PVG 32 to the corresponding channels in PVG 120.

**Function**

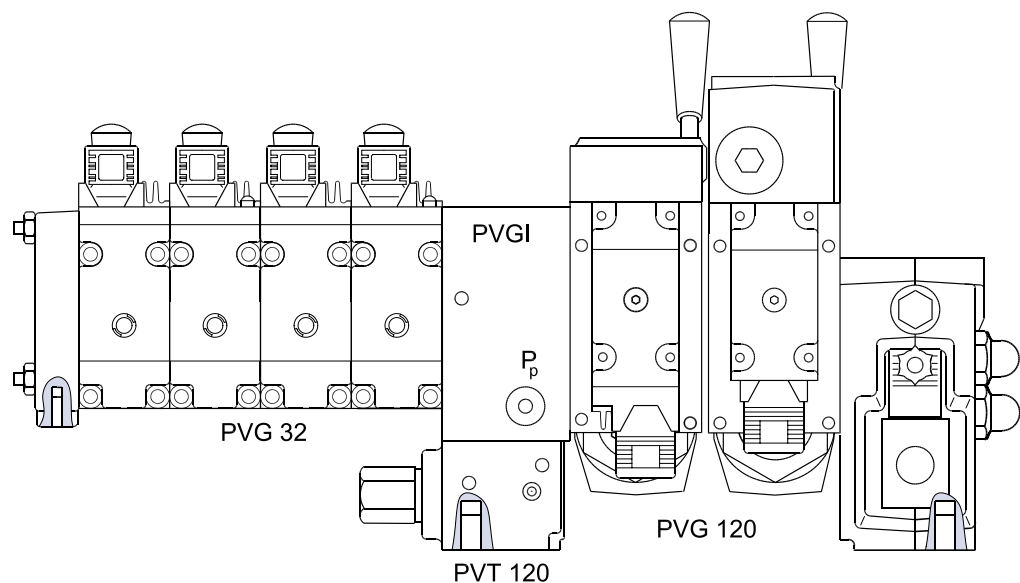
The combination module allows the linking of up to four PVG 120 basic modules with one to seven PVG 32 basic modules in the same valve group assembly (but limited to eight basic PVB modules in one group).

The combination module replaces the PVG 120 tankside upper part which is assembled to a standard PVG 120 tankside lower part.

The PVG 32 group is assembled to the combination module without the use of a PVP 32 pump side module. Furthermore, via the Pp-connection it is possible to establish an external supply of pilot oil to the electrical actuators.

The max. P-pressure equals the max. P-pressure for PVG 32 (i.e. 350 bar [5076 psi] cont./int.)

*Combination module function*

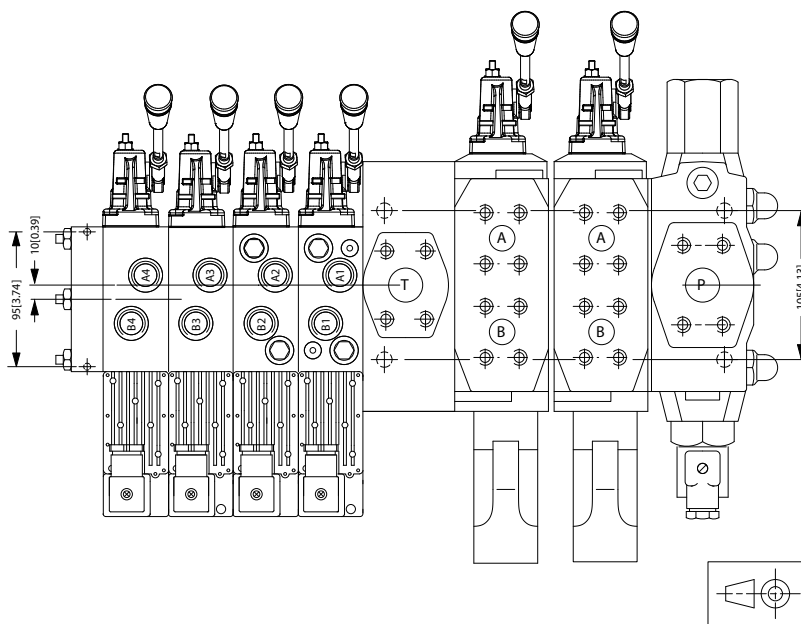
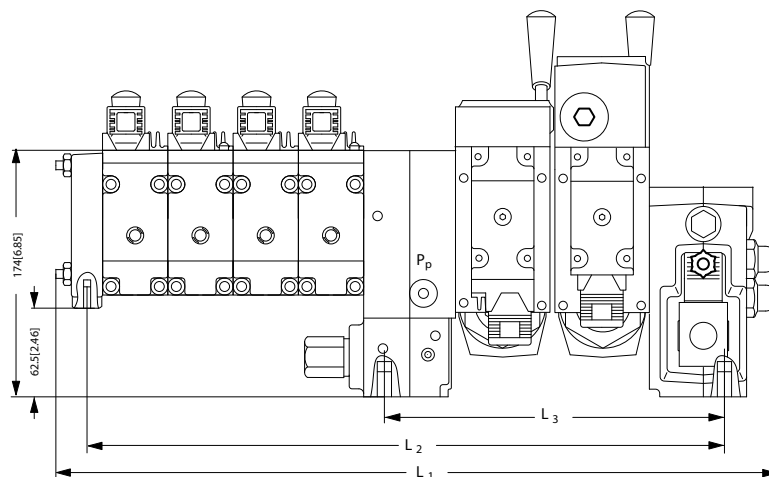


155B482.10

## Technical Information PVGI, Combination Module

### General Information

### Dimensions



V310167.A

L1

PVG 32 (on right)	1 PVB	2 PVB	3 PVB	4 PVB	5 PVB	6 PVB	7 PVB
<b>PVG 120 (down)</b>							
0 PVB	242	291	340	389	438	487	536
1 PVB	309	358	407	456	505	554	603
2 PVB	376	425	474	523	572	621	-
3 PVB	443	492	541	590	639	-	-
4 PVB	510	559	608	657	-	-	-

## Technical Information PVGI, Combination Module

### General Information

L2

PVG 32 (on right)	1 PVB	2 PVB	3 PVB	4 PVB	5 PVB	6 PVB	7 PVB
PVG 120 (down)							
0 PVB	177	225	273	321	369	417	465
1 PVB	244	292	340	388	436	484	532
2 PVB	311	359	407	455	503	551	-
3 PVB	378	426	474	522	570	-	-
4 PVB	445	493	541	589	-	-	-

L3

PVB	0	1	2	3	4
L3	103	170	237	304	371

### Code numbers

PVGI combination module

Symbol	T-connection	Pp-connection	Code no.	Weight, kg [lb]
<p>155B483.10</p>	1" SAE flange M10 mounting thread	¼ G	155G7033	7.5 [16.6]
	1 5/16 -12 UN Boss port	½-20 UNF	155G7031	7.5 [16.6]
	1" SAE flange 3/8 -16 UNC mounting thread	½-20 UNF	155G7032	7.5 [16.6]

Stay bolt set PVG 120 and PVG 32

Number of basic modules	PVAS 120 Code no.	Weight		PVAS 32 Code no.	Weight	
		kg	[lb]		kg	[lb]
0	155G8040*	0.40	[0.88]	-	-	-
1	155G8041	0.55	[1.20]	157B8000	0.10	[0.22]
2	155G8042	0.70	[1.54]	157B8001	0.15	[0.33]
3	155G8043	0.85	[1.87]	157B8002	0.25	[0.55]
4	155G8044	1.00	[2.20]	157B8003	0.30	[0.66]
5	-	-	-	157B8004	0.40	[0.88]
6	-	-	-	157B8005	0.45	[0.99]
7	-	-	-	157B8006	0.50	[1.10]

\* Only applicable in connection with 155G7033.

**Technical Information PVGI, Combination Module**

General Information

Specification sheet PVG 120/32

**PVG 120/32**  
Specification Sheet

<b>Subsidiary/Deal e</b>		<b>PVG No.</b>	
<b>Customer</b>		<b>Customer No.</b>	
<b>Application</b>		<b>Revision No.</b>	

Function	A-Port	0	155G	155G	d	B-Port	
			$p =$	bar psi			
	<b>a</b> 155G	<b>1</b>	155G	155G	<b>e</b>	155G <b>c</b>	
	<b>b</b> 155G	<b>f</b>	155G	LS <sub>AB</sub>	bar psi	155G <b>b</b>	
	<b>a</b> 155G	<b>2</b>	155G	155G	<b>e</b>	155G <b>c</b>	
	<b>b</b> 155G	<b>f</b>	155G	LS <sub>AB</sub>	bar psi	155G <b>b</b>	
	<b>a</b> 155G	<b>3</b>	155G	155G	<b>e</b>	155G <b>c</b>	
	<b>b</b> 155G	<b>f</b>	155G	LS <sub>AB</sub>	bar psi	155G <b>b</b>	
	<b>a</b> 155G	<b>4</b>	155G	155G	<b>e</b>	155G <b>c</b>	
	<b>b</b> 155G	<b>f</b>	155G	LS <sub>AB</sub>	bar psi	155G <b>b</b>	
		<b>9</b>	155G				
		<b>10</b>	155G				
		<b>11</b>	155G				
	<b>a</b> 157B	<b>1</b>	157B	157B	<b>13</b>	157B <b>c</b>	
	<b>b</b> 157B		LS <sub>A</sub>	bar psi	LS <sub>B</sub>	bar psi	157B <b>b</b>
	<b>a</b> 157B	<b>2</b>	157B	157B	<b>13</b>	157B <b>c</b>	
	<b>b</b> 157B		LS <sub>A</sub>	bar psi	LS <sub>B</sub>	bar psi	157B <b>b</b>
	<b>a</b> 157B	<b>3</b>	157B	157B	<b>13</b>	157B <b>c</b>	
	<b>b</b> 157B		LS <sub>A</sub>	bar psi	LS <sub>B</sub>	bar psi	157B <b>b</b>
	<b>a</b> 157B	<b>4</b>	157B	157B	<b>13</b>	157B <b>c</b>	
	<b>b</b> 157B		LS <sub>A</sub>	bar psi	LS <sub>B</sub>	bar psi	157B <b>b</b>
	<b>a</b> 157B	<b>5</b>	157B	157B	<b>13</b>	157B <b>c</b>	
	<b>b</b> 157B		LS <sub>A</sub>	bar psi	LS <sub>B</sub>	bar psi	157B <b>b</b>
	<b>a</b> 157B	<b>6</b>	157B	157B	<b>13</b>	157B <b>c</b>	
	<b>b</b> 157B		LS <sub>A</sub>	bar psi	LS <sub>B</sub>	bar psi	157B <b>b</b>
	<b>a</b> 157B	<b>7</b>	157B	157B	<b>13</b>	157B <b>c</b>	
	<b>b</b> 157B		LS <sub>A</sub>	bar psi	LS <sub>B</sub>	bar psi	157B <b>b</b>
Remarks:		<b>11</b>	155G				
		<b>12</b>	157B				

Filled in by	Date
--------------	------



**Comatrol**

[www.comatrol.com](http://www.comatrol.com)

**Schwarzmueller-Inverter**

[www.schwarzmueller-inverter.com](http://www.schwarzmueller-inverter.com)

**Turolla**

[www.turollaocg.com](http://www.turollaocg.com)

**Valmova**

[www.valmova.com](http://www.valmova.com)

**Hydro-Gear**

[www.hydro-gear.com](http://www.hydro-gear.com)

**Daikin-Sauer-Danfoss**

[www.daikin-sauer-danfoss.com](http://www.daikin-sauer-danfoss.com)

Local address:

**Danfoss Power Solutions (US) Company**

2800 East 13th Street  
Ames, IA 50010, USA  
Phone: +1 515 239 6000

**Danfoss Power Solutions GmbH & Co. OHG**

Krokamp 35  
D-24539 Neumünster, Germany  
Phone: +49 4321 871 0

**Danfoss Power Solutions ApS**

Nordborgvej 81  
DK-6430 Nordborg, Denmark  
Phone: +45 7488 2222

**Danfoss Power Solutions (Shanghai) Co., Ltd.**

Building #22, No. 1000 Jin Hai Rd  
Jin Qiao, Pudong New District  
Shanghai, China 201206  
Phone: +86 21 3418 5200

Danfoss can accept no responsibility for possible errors in catalogues, brochures and other printed material. Danfoss reserves the right to alter its products without notice. This also applies to products already on order provided that such alterations can be made without changes being necessary in specifications already agreed. All trademarks in this material are property of the respective companies. Danfoss and the Danfoss logotype are trademarks of Danfoss A/S. All rights reserved.