



Flow Control Valves Technical Information

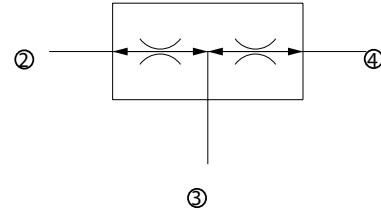
Flow Divider/Combiner

CP340-1

OPERATION

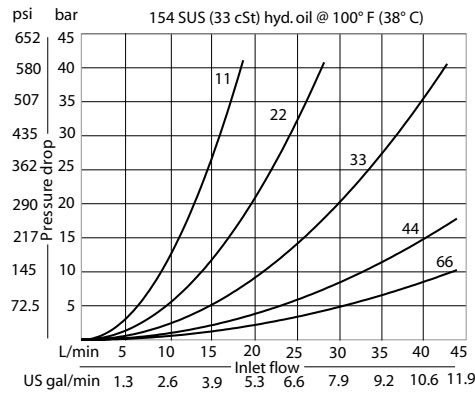
This valve is a fixed ratio, pressure compensated flow divider/combiner.

Schematic



SPECIFICATIONS

Theoretical performance



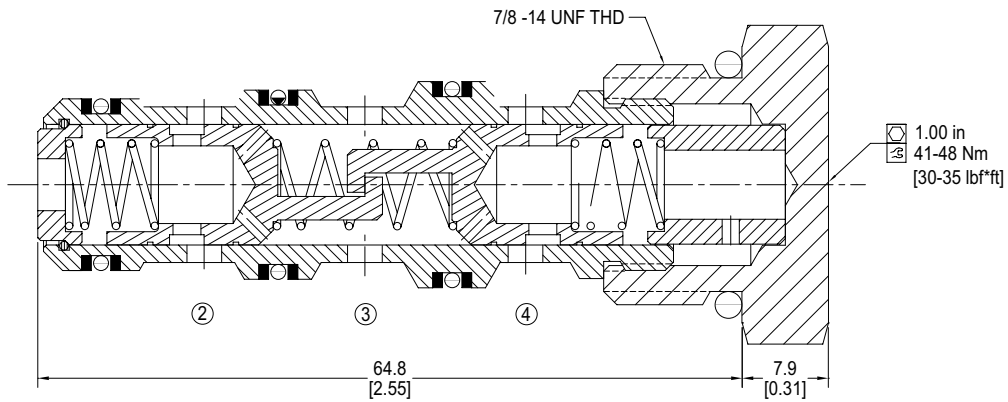
Specifications

Rated pressure	210 bar [3000 psi]
Rated flow	45 l/min
[See Performance Chart]	[12 US gal/min]
Weight	0.11 kg [0.24 lb]
Cavity	SDC10-4

DIMENSIONS

mm in

Cross-sectional view



ORDERING INFORMATION

CP340-1 - B - 6S - 44

Seal Option

Code	Seal Material	Seal kit
B	Buna	120023
V	Viton	120024

Housings & Ports	Housing P/N
0: Cartridge Only	No Housing
3B: 3/8 BSP, AL	CP10-4-2B-X1
4B: 1/2 BSP, AL	CP10-4-3B-X1
6S: #6 SAE, AL	CP10-4-6S-X1
8S: #8 SAE, AL	CP10-4-8S-X1

Other Housings available

Flow Settings

Code	Flow Ratio		Total Flow
	Port 2: Port 4		
11	1:1		7.6 L/min [2 gpm]
22	1:1		15 L/min [4 gpm]
33	1:1		23 L/min [6 gpm]
36	1:2		34 L/min [9 gpm]
44	1:1		30 L/min [8 gpm]
46	2:3		38 L/min [10 gpm]
63	2:1		34 L/min [9 gpm]
64	3:2		38 L/min [10 gpm]
66	1:1		45 L/min [12 gpm]