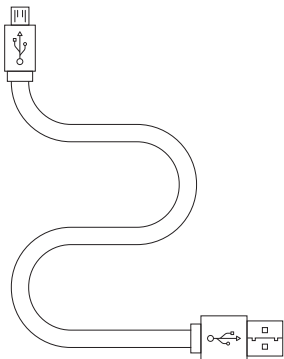
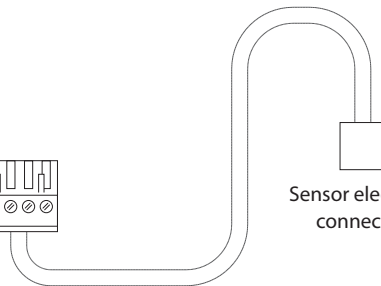


Overview



USB-cable

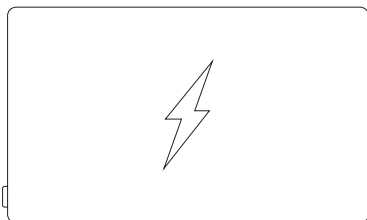


Sensor electrical
connector

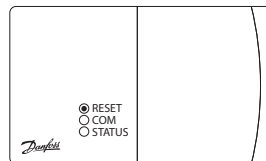
Sensor cable



Sensor



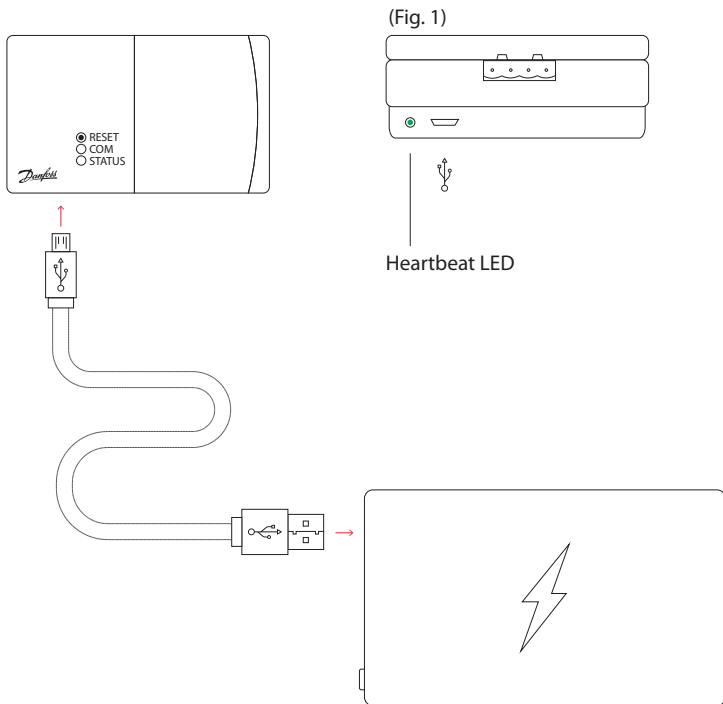
PowerBank



Edix™ communication tool

1

Power up Edix™ and wait until the heartbeat LED (Fig. 1) blinks green in a constant heartbeat rhythm to indicate Wi-Fi network 'ready'.



2

Search for the SSID Wi-Fi access point 'Edix' on your device.



3

Connect to 'Edix' Wi-Fi access point with the password "12345678".



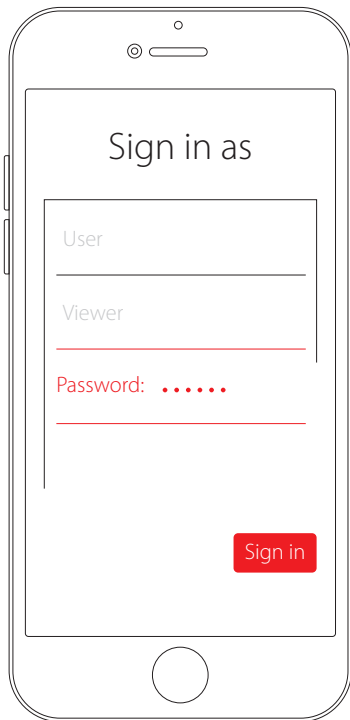
4

To access the Edix web page, open your web browser and type in the following address: <http://192.168.0.254> or scan the QR code.



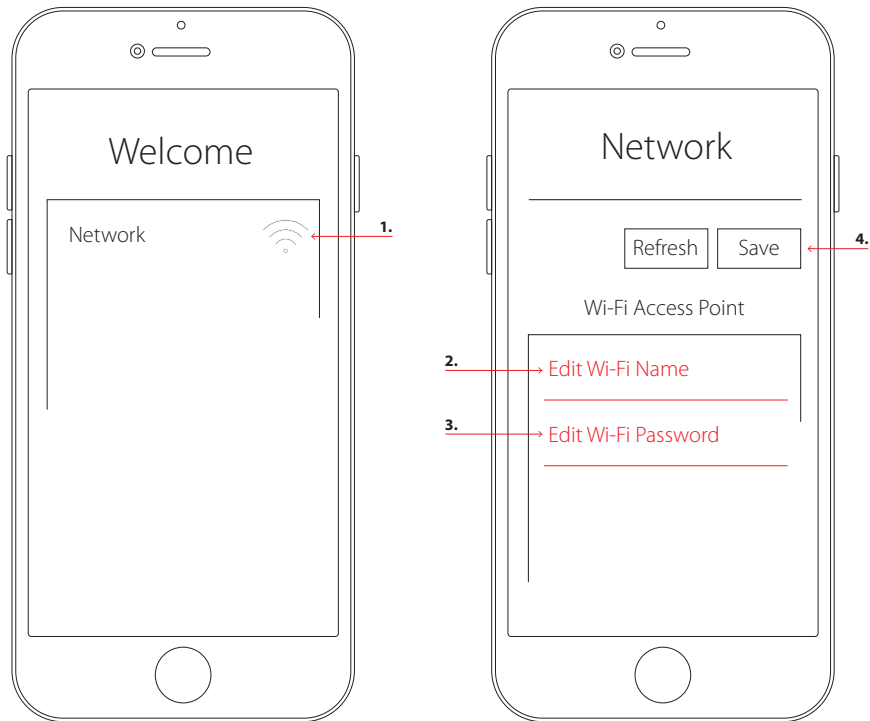
5

Choose the profile 'User' and use the default password "Master" or choose 'Viewer' with no password required.



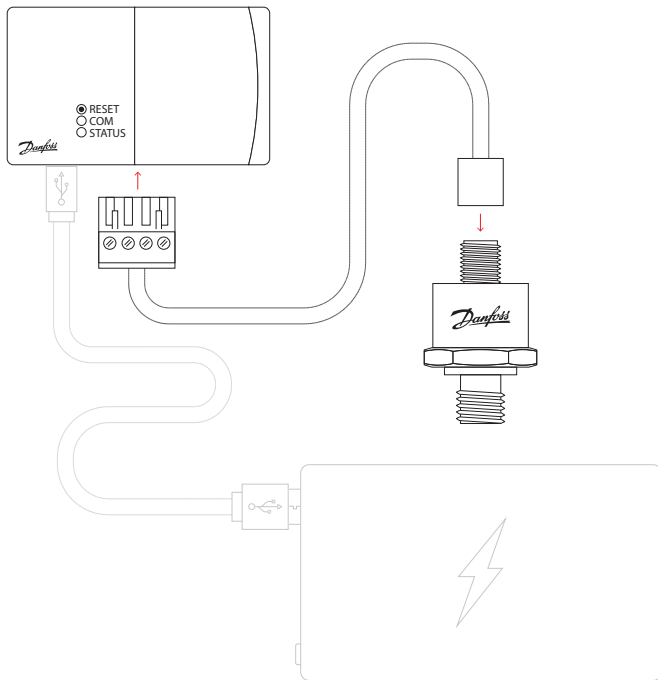
6

Important at first login! Click on the 'Wi-Fi' icon to change Wi-Fi name and password (or go to Menu > Settings > Network). Now click the "Save" button and reconnect to the network with the new settings.




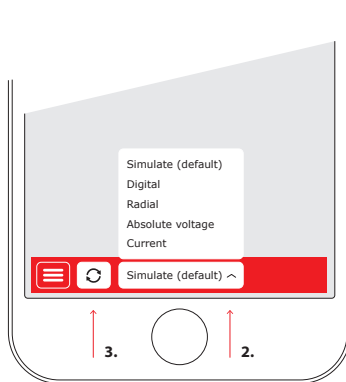
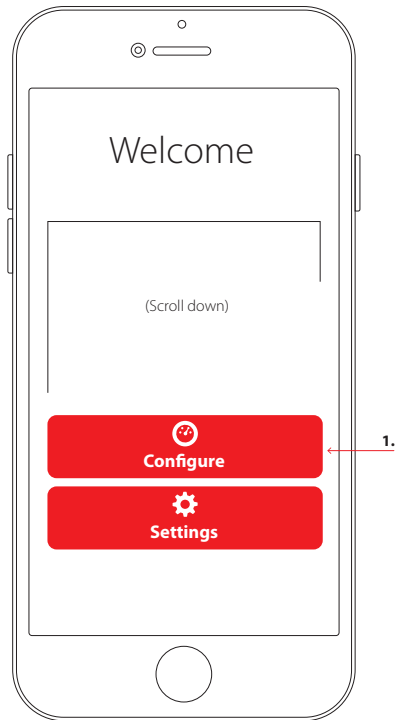
7

Connect Edix™ to the sensor using the sensor cable.



8

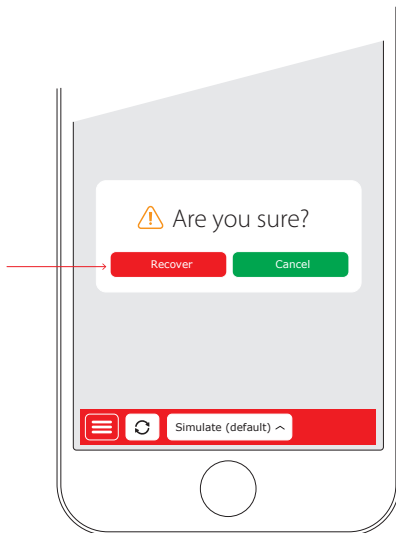
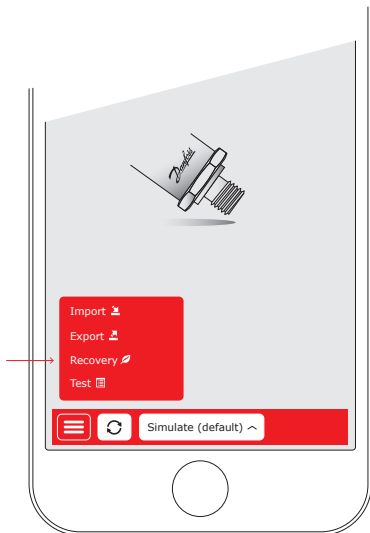
Read Sensor data and get ready for configuration.



9

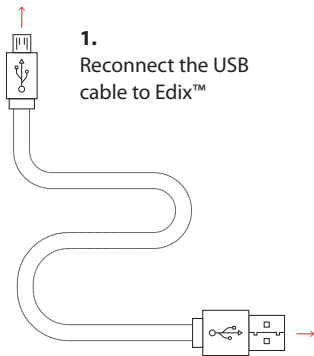
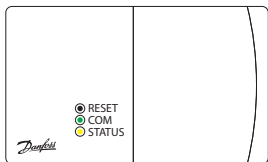
Recovery mode

To return Sensor to factory settings go to Menu > Recovery.



10

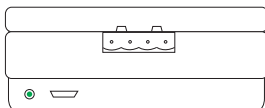
Resetting Edix™




1. Reconnect the USB cable to Edix™

2. When the COM and STATUS LEDs blink alternately (green and yellow) you have 5 seconds to press and hold down the RESET button until the COM LED blinks green and the STATUS LED is permanently yellow.

3. Release the RESET button and wait for Edix™ to restart. Reset is complete when the green light in network LED blinks in a constant heartbeat rhythm. The SSID and password is now reset to factory settings. SSID: "Edix" / Password: "12345678".



Network LED



ENGINEERING
TOMORROW

Danfoss

Danfoss A/S, Sensing Solutions

DK-6430 Nordborg · Denmark · Tlf: +45 7488 2222 · sensors@danfoss.com · sensors.danfoss.com

Danfoss can accept no responsibility for possible errors in catalogues, brochures and other printed material. Danfoss reserves the right to alter its products without notice. This also applies to products already on order provided that such alterations can be made without subsequential changes being necessary in specifications already agreed. All trademarks in this material are property of the respective companies. Danfoss and the Danfoss logotype are trademarks of Danfoss A/S. All rights reserved.
