

## Data Sheet

Shut-off valve  
Type **QDV 15**

Quick Closing Drain Valve designed particularly for draining oil from systems



QDV is a shut-off valve, designed particularly for draining oil from systems containing refrigerant (ammonia) under pressure.

The valve will close immediately on release of the handle, thus protecting user and environment against unnecessary refrigerant leaks. The valve should as a rule be installed as illustrated in fig. 1.

In order to prevent hydraulic pressure building up between the stop valve and the QDV an integral relief device is included as part of the cone arrangement, which will open at approx. 16 bar (232 psig).

QDV is designed to meet the safety demands specified by national and international authorities within industrial refrigeration.

**Features:**

- Applicable to R717 (ammonia)
- Meets the safety demands within industrial refrigeration
- Handle can be positioned 360°
- Built-in integral relief device opening when 16 bar (232 psig) is exceeded. (preventing hydraulic pressure building up between shut-off valve and QDV)
- Can be supplied together with a stop valve for quick on site mounting (fig. 1)
- Max. operating pressure: 40 bar (580 psig)
- Temperature range: -50 °C – +150 °C (-58 °F – +302 °F)
- Classification: DNV, CRN, BV, EAC etc. To get an updated list of certification on the products please contact your local Danfoss Sales Company.

## Media

### **Refrigerants**

Liquid refrigerant can be trapped between the stop valve and drain valve causing an unsafe, high-pressure situation, or potentially damaging either valve.

The internal relief device in the Danfoss QDV allows refrigerant to slowly bleed if internal valve pressure exceeds 16 bar (232 psig). Further, the valve is easily actuated by hand (without tools), and has an internal spring mechanism to instantly close the valve if the actuator is let go. All QDV valves are in angle orientation with FPT outlet, suitable for safe draining.

### **New refrigerants**

Danfoss products are continually evaluated for use with new refrigerants depending on market requirements.

When a refrigerant is approved for use by Danfoss, it is added to the relevant portfolio, and the R number of the refrigerant (e.g. R513A) will be added to the technical data of the code number. Therefore, products for specific refrigerants are best checked at [store.danfoss.com/en/](https://store.danfoss.com/en/), or by contacting your local Danfoss representative.

## Product specification

### Pressure and temperature data

QDV is a backpressure dependent valve. If any tube or hose is mounted on the outlet of the QDV it has to be calculated to prevent back pressure building up when relieving.

For further information please see installation guide for QDV. Flammable hydrocarbons are not recommended, for further information please contact your **local Danfoss Sales Company**.

Figure 1: QDV

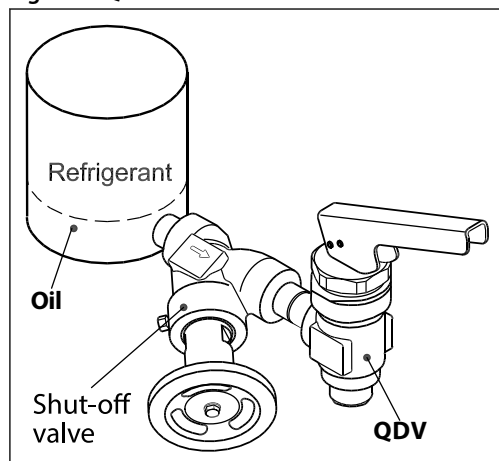


Table 1: Pressure and temperature

Temperature range	-50 °C – 150 °C (-58 °F – 302 °F)
Maximum operating pressure	40 bar (580 psig)

### Material specification

Figure 2: QDV 15

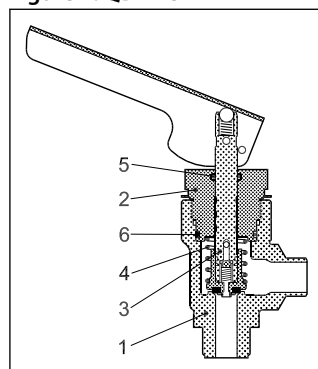
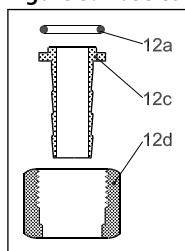


Table 2: QDV 15

No.	Part	Material	DIN/EN	ASTM
1	Housing	Steel	G20Mn5QT EN10213-3	LCC A352
2	Bonnet	Steel St37-2	S235JR EN 10025	AISI 1015
3	Spindle/Cone	Stainless steel X10CrNiS18-9	S189 EN 10088-3	AISI 303
4	Spring	Steel		
5	O-ring	Cloroprene		
6	O-ring	Cloroprene		

## Shut-off valve, Type QDV 15

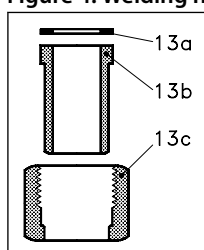
**Figure 3: Hose connection for outlet**



**Table 3: Hose connection for outlet**

No.	Part	Material
12a	O-rings	Cloroprene (Neoprene)
12c	Stub for hose - OD Ø15 mm	Steel
12d	Union nut - G 3/4"	Steel

**Figure 4: Welding nipple connection for outlet**



**Table 4: Welding nipple connection for outlet**

No.	Part	Material
13a	Al-packing	Aluminium
13c	Welding nipple - OD Ø21.3 mm	Steel (S235JR)
13d	Union nut - G 3/4"	Steel

## Connections

**Table 5: Available with the following connections:**

Inlet	Outlet
Welding DIN (EN 10220)	G 3/4 in. pipe thread (ISO 228/1)
1/2 in. FPT	1/2 in. FPT
3/4 in. FPT	3/4 in. FPT
<b>Optional extras for outlet:</b>	
Welding nipple DIN (EN 10220)	
Hose connection	

### **i NOTE:**

Other types of connection are available on request.

### **QDV - SVA combination**

Combinations of the QDV together with a dedicated SVA have been established for easy selection. Please see page 6 to find the code numbers for these combinations.

## Installation

For further information refer to installation guide for QDV.

## Shut-off valve, Type QDV 15

Figure 5: QDV 15 DIN 15

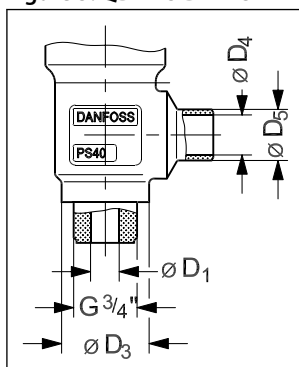


Figure 6: QDV 15 1/2" FPT

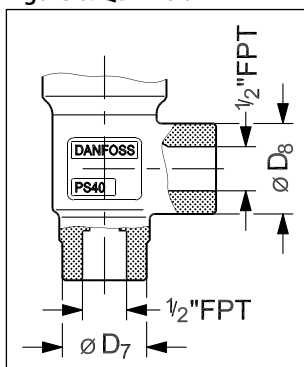


Figure 7: QDV 15 3/4" FPT

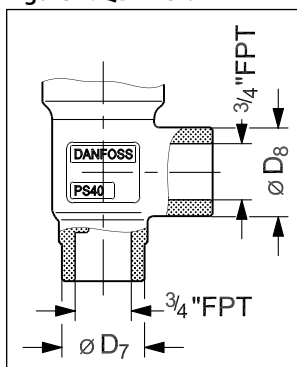


Figure 8: QDV 15 DIN 15

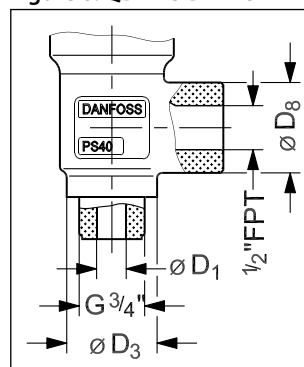


Table 6: QDV 15 DIN 15

Type		ØD1	ØD3	ØD4	ØD5
QDV 15 DIN 15	mm	12	36.5	16.7	21.3
	in.	0.47	1.44	0.66	0.84

Table 7: QDV 15 1/2" FPT

Type		ØD7	ØD8
QDV 15 1/2" FPT	mm	34	36.5
	in.	1.34	1.44

Table 8: QDV 15 3/4" FPT

Type		ØD7	ØD8
QDV 15 3/4" FPT	mm	34	36.5
	in.	1.34	1.44

Table 9: QDV 15 DIN 15

Type		ØD1	ØD3	ØD8
QDV 15 DIN 15	mm	12	36.5	34
	in.	0.47	1.44	1.34

## Dimensions and weight

Figure 9: QDV 15 (stand alone)

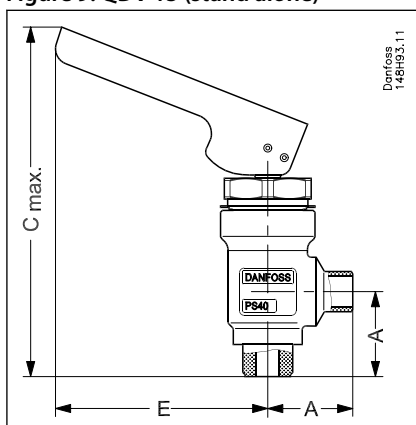


Figure 10: QDV 15 mounted on SVA valve

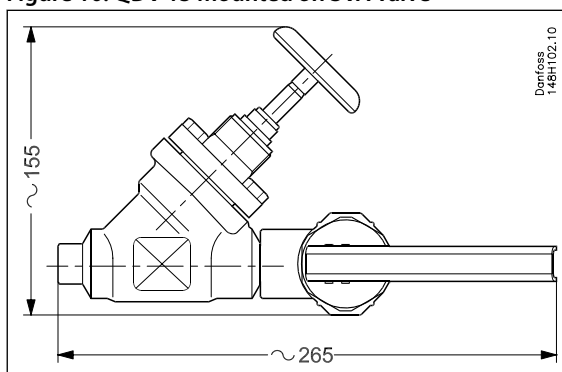


Table 10: Dimensions

Valve size		A	C <sub>max</sub>	E
QDV 15	mm	45	185	109
	in.	1.77	7.28	4.29

## Ordering

How to order: The table below is used to identify the valve required

**Table 11: Ordering**

Type	Inlet	Outlet	Code no.
QDV 15 DN 15	DN 15	G ¾ in.	<b>148H3272</b>
QDV 15 ½ in. FPT	½ in. FPT	½ in. FPT	<b>148H3273</b>
QDV 15 ¾ in. FPT	¾ in. FPT	¾ in. FPT	<b>148H3274</b>
QDV 15 DN 15 + SVA-S DN 15 H-WHEEL <sup>(1)</sup>	DN 15	G ¾ in.	<b>148H3310</b>
QDV 15 ½ in. FPT + SVA-S SOC ½ in. H-WHEEL <sup>(1)</sup>	½ in. SOC	½ in. FPT	<b>148H3311</b>
Fittings for hose connection - G ¾"			<b>148H3451</b>
Fittings for welding connection - G ¾"			<b>148H3452</b>

<sup>(1)</sup> Two valves are supplied in one box and should be mounted on site. The indicated inlet is for the stop valve - The indicated outlet is for the oil drain valve.

**NOTE:**

Where products need to be certified according to specific certification societies or where higher pressures are required, please contact [Danfoss Learning](#).

## Certificates, declarations, and approvals

The list contains all certificates, declarations, and approvals for this product type. Individual code number may have some or all of these approvals, and certain local approvals may not appear on the list.

Some approvals may change over time. You can check the most current status at [danfoss.com](http://danfoss.com) or contact your local Danfoss representative if you have any questions.

**Table 12: Valid Approvals**

File name	Document type	Document topic	Approval authority
UA.089.D.00195-15			LLC CDC EURO-TYSK
033F0691.AC			Danfoss
033F0691.AA			Danfoss
033F0686.AB			Danfoss
033F0686.AD			Danfoss
DK-AR45-B00650	Electrical - Safety Certificate	POCC	GOST
19.10048.266	Marine - Safety Certificate		RMRS
033F0691.AD	Manufacturers Declaration	RoHS	Danfoss
033F0686.AG	Manufacturers Declaration	PED	Danfoss
0C19205.2	Pressure - Safety Certificate	CRN	TSSA
0C18678.513467890	Pressure - Safety Certificate	CRN YTN	TSSA
11-1-0310-2012	Explosive - Safety Certificate		GPN
RU Д-ДК.Б/108.В.03707	EAC Declaration	Machinery & Equipment	EAC
UA.089.D.00188-17	UA Declaration	PED	LLC CDC EURO TYSK
UA.TR-089.0993-17	Pressure - Safety Certificate	PED	LLC CDC EURO TYSK
UA1.069.0101254-15	Pressure - Safety Certificate	PED	UkrCEPRO

## Online support

Danfoss offers a wide range of support along with our products, including digital product information, software, mobile apps, and expert guidance. See the possibilities below.

### The Danfoss Product Store



The Danfoss Product Store is your one-stop shop for everything product related—no matter where you are in the world or what area of the cooling industry you work in. Get quick access to essential information like product specs, code numbers, technical documentation, certifications, accessories, and more.

Start browsing at [store.danfoss.com](https://store.danfoss.com).

### Find technical documentation



Find the technical documentation you need to get your project up and running. Get direct access to our official collection of data sheets, certificates and declarations, manuals and guides, 3D models and drawings, case stories, brochures, and much more.

Start searching now at [www.danfoss.com/en/service-and-support/documentation](https://www.danfoss.com/en/service-and-support/documentation).

### Danfoss Learning



Danfoss Learning is a free online learning platform. It features courses and materials specifically designed to help engineers, installers, service technicians, and wholesalers better understand the products, applications, industry topics, and trends that will help you do your job better.

Create your Danfoss Learning account for free at [www.danfoss.com/en/service-and-support/learning](https://www.danfoss.com/en/service-and-support/learning).

### Get local information and support



Local Danfoss websites are the main sources for help and information about our company and products. Find product availability, get the latest regional news, or connect with a nearby expert—all in your own language.

Find your local Danfoss website here: [www.danfoss.com/en/choose-region](https://www.danfoss.com/en/choose-region).

### Spare Parts



Get access to the Danfoss spare parts and service kit catalog right from your smartphone. The app contains a wide range of components for air conditioning and refrigeration applications, such as valves, strainers, pressure switches, and sensors.

Download the Spare Parts app for free at [www.danfoss.com/en/service-and-support/downloads](https://www.danfoss.com/en/service-and-support/downloads).

### Coolselector®2 - find the best components for you HVAC/R system



Coolselector®2 makes it easy for engineers, consultants, and designers to find and order the best components for refrigeration and air conditioning systems. Run calculations based on your operating conditions and then choose the best setup for your system design.

Download Coolselector®2 for free at [coolselector.danfoss.com](https://coolselector.danfoss.com).

Danfoss can accept no responsibility for possible errors in catalogues, brochures and other printed material. Danfoss reserves the right to alter its products without notice. This also applies to products already on order provided that such alterations can be made without subsequent changes being necessary in specifications already agreed. All trademarks in this material are property of the respective companies. Danfoss and the Danfoss logotype are trademarks of Danfoss A/S. All rights reserved.