

Installation guide

# ELIMINATOR® Hermetic filter driers

Type DCL with access port

023R9521

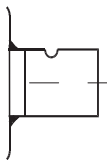
023R9521

**Refrigerants:**

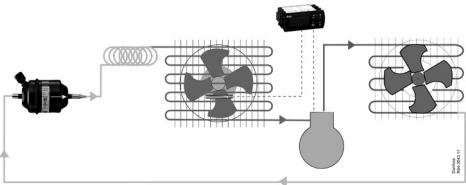
R22, R23, R32, R1234yf, R1234ze, R134a, R404A, R407A, R407C, R407F, R410A, R444B, R448A, R449A, R450A, R452A, R507 and R513A

For other refrigerants, please contact Danfoss.

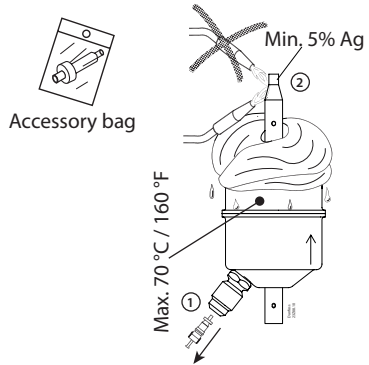
**Media Temperature range:** -40 °C – 70 °C / -40 °F – 160 °F

	Connection type	Core size [cu inch]	Conn. size inlet	Conn. size outlet	PS/MWP
	Solder pure copper	1.5, 03, 05	¼ inch ODF	2.8 mm ODF / ¼ inch ODF	46 bar / 667 psig
			¼ – 3/8 ODF	¼ – 3/8 ODF	

**Application**

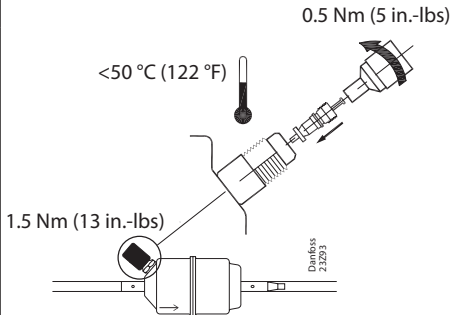
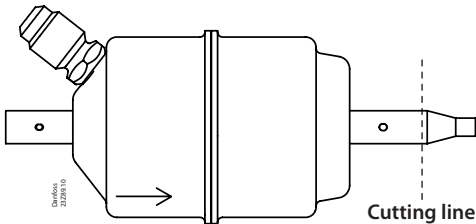


**Installation**



Remove Schrader valve before brazing.

**Converting from capillary tube outlet 2.8 mm to ¼ inch**



If any paint is burnt off during the brazing process then clean the area and protect it with an anti-corrosion paint or heat shrink.

After charging, mark the system with the refrigerant and the oil type used.