

Data Sheet

Temperature sensor
Type **MBT 5550**

With the MBT 5550 we have combined our temperature transmitter with a detachable thermowell MBT 120 enabling replacement of the transmitter while the application is in operation.

The MBT 5550 is designed for use in harsh environments where reliable, robust, and accurate equipment is required.

Features

- Designed for use in harsh marine & industrial environments where reliable, robust, and accurate equipment is required
- All metal enclosure parts made of stainless steel (AISI316)
- Output signals: 4 – 20 mA or Ratiometric 10 – 90%
- A wide selection of process and electrical connections are available
- Compact design
- Measuring range -15 to 200 °C
- Based on Pt 1000 sensor technology

Product specification

Technical data

Table 1: Main specifications

Features	Description
Process connections	See page Ordering
Measuring ranges	Any combinations between -15 – 200°C
Minimum span	50 °C
Output signals	4 – 20 mA or Ratiometric 10 – 90%
Electrical connections	See page Electrical connection

Table 2: Performance

Features	Indicative response times			
	Water 0.2 m/s		Air 1 m/s	
	$t_{0.5}$	$t_{0.9}$	$t_{0.5}$	$t_{0.9}$
ø8 mm	12 S	38 s	95 s	310 s
Accuracy	Typical: < ± 0.5% FS, Maximum: < ± 1.0% FS			
Max. load protection tube	100 bar			

Table 3: Electrical specifications

Features	Nom. Output signal (short-circuit protected)	
	4 – 20 mA	Ratiometric 10 – 90% of supply voltage
Supply voltage [U_s] polarity protected	10 – 30 V DC	4.75 – 8 V DC 5 V DC (Nom.)
Supply – current consumption	-	< 4 mA at 5 V DC
Insulation resistance	> 100 MΩ at 100 V DC	> 100 MΩ at 100 V DC
Supply voltage dependency	< ± 0.05% FS/10 V	-
Current limitation	30 mA	-
Output impedance	-	< 25 Ω
Load [R_L]	$R_L < (U_s - 10) / (0.02 \text{ A})$ ohm	$R_L > 5$ kohm at 5 V DC

Table 4: Environmental conditions

Features	Description
Media temperature	-15 – 200 °C
Temperature on electronics ⁽¹⁾	-40 – 85 °C
Transport temperature range	-50 – 85 °C
EMC – Emission	EN 61000-6-3
EMC – Immunity	EN 61000-6-2
Vibration stability	Sinusoidal 15.9 mm-pp, 5 – 25 Hz
	4 g, 25 Hz – 2 kHz
	Random 7.5 g_{ms^2} , 5 Hz – 1 kHz
Shock resistance	Shock 500 g/1 ms
	Free fall
Enclosure (depending on electrical connections)	See page Electrical connection

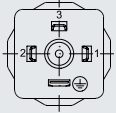
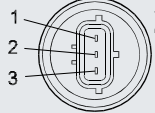
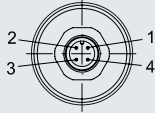


⁽¹⁾ Temperature of the electronics depends on the media temperature, extension length, ambient temperature and air velocity.

Table 5: Mechanical characteristics

Features	Description
Materials	Wetted parts
	Enclosure
Measuring insert	Fixed
Net weight (depending on design)	0.15 – 0.2 kg

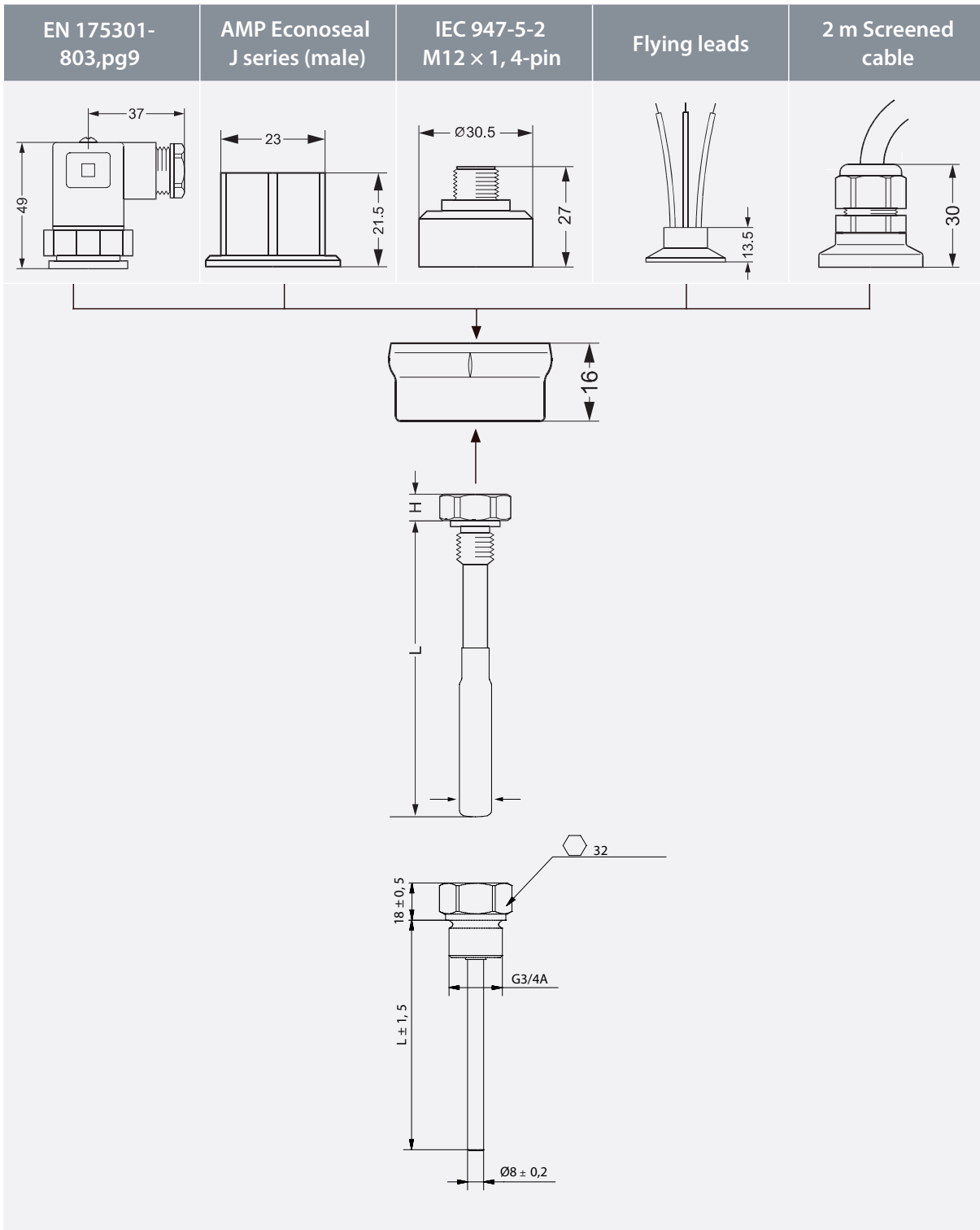
Electrical connection

Table 6: Electrical connection

EN 175301-803	AMP Econoseal J series (male)	IEC 947-5-2 M12 × 1	Flying leads	2 m screened cable
				
Enclosure				
IP65	IP67	IP67	IP67	IP67
Materials				
Glass filled polyamid, PA 6.6	Glass filled polyamid, PA 6.6	Glass filled polyamid, PA 6.6	Glass filled polyamid, PA 6.6	PUR
Electrical connection, 4 – 20 mA output (2 wire)				
Pin 1: +supply Pin 2: ÷supply Pin 3: Not used Earth: connected to MBT housing	Pin 1: +supply Pin 2: ÷supply Pin 3: Not used	Pin 1: +supply Pin 2: Not used Pin 3: Not used Pin 4: ÷supply	Red wire: +supply Black wire: ÷supply	Red wire: +supply White wire: ÷supply Red/black wire: Not used Screen: connected to MBT housing
Electrical connection, Ratio metric (3-wire) 10 – 90%				
Pin 1: +supply Pin 2: ÷supply Pin 3: Output Earth: connected to MBT housing	Pin 1: +supply Pin 2: ÷supply Pin 3: Output	Pin 1: +supply Pin 2: not used Pin 3: Output Pin 4: ÷supply	Red wire: +supply Black wire: ÷supply Blue wire: Output	Red wire: +supply White wire: ÷supply Red/black wire: Output Screen: connected to MBT housing

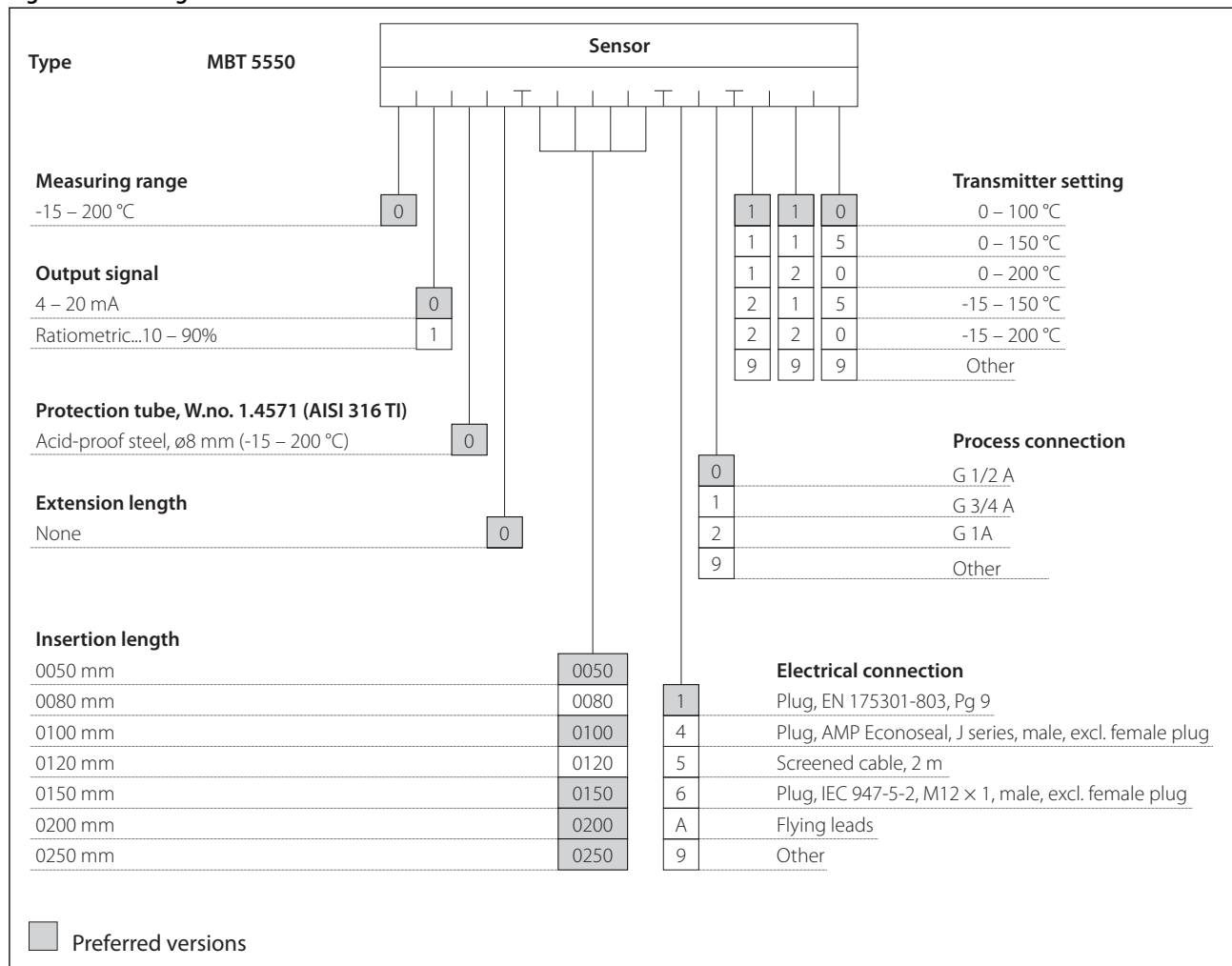
Dimension

Figure 1: Dimension



Ordering

Figure 2: Ordering for MBT 5550



Non-standard build up combinations may be selected. However, minimum order quantities may apply, please contact your local Danfoss office for more information

Certificates, declarations, and approvals

The list contains all certificates, declarations, and approvals for this product type. Individual code number may have some or all of these approvals, and certain local approvals may not appear on the list.

Some approvals may change over time. You can check the most current status at danfoss.com or contact your local Danfoss representative if you have any questions.

Online support

Danfoss offers a wide range of support along with our products, including digital product information, software, mobile apps, and expert guidance. See the possibilities below.

The Danfoss Product Store



The Danfoss Product Store is your one-stop shop for everything product related—no matter where you are in the world or what area of the cooling industry you work in. Get quick access to essential information like product specs, code numbers, technical documentation, certifications, accessories, and more.

Start browsing at store.danfoss.com.

Find technical documentation



Find the technical documentation you need to get your project up and running. Get direct access to our official collection of data sheets, certificates and declarations, manuals and guides, 3D models and drawings, case stories, brochures, and much more.

Start searching now at www.danfoss.com/en/service-and-support/documentation.

Danfoss Learning



Danfoss Learning is a free online learning platform. It features courses and materials specifically designed to help engineers, installers, service technicians, and wholesalers better understand the products, applications, industry topics, and trends that will help you do your job better.

Create your Danfoss Learning account for free at www.danfoss.com/en/service-and-support/learning.

Get local information and support



Local Danfoss websites are the main sources for help and information about our company and products. Find product availability, get the latest regional news, or connect with a nearby expert—all in your own language.

Find your local Danfoss website here: www.danfoss.com/en/choose-region.