

Data sheet

Anti-Drip Spray Nozzles Type 4023

General data sheet

For specific information on this product, please contact Danfoss A/S.

Application



With the 4023 anti-drip nozzles, operators can achieve fluid cutoff near the orifice while maintaining pressure within the nozzle supply system. The 4023 nozzle emits a finely atomized spray mist suitable for nearly all humidifying, light wetting and evaporative cooling application.

Application and features

- Insect control
- Odor control chemicals
- Green houses
- Agriculture, farms, livestock, barns
- Environmentally hazardous chemicals
- Reduces undesirable nozzle after-drip
- Field proven performance for over 40 years
- Accurate, flow rate and spray angle
- Produces a finely atomized mist

Availability

- Standard flow rate: 0.75 GPH @ 160 psi, water
- Spray angle: 70 degrees @ 160 psi, water
- Spray pattern: Semi solid cone

Accessories

Standard adapters:

- Brass 1/8" or 1/4"
- Nickel plated brass 1/8

O-ring options

- Option 1: Blisterpack WITHOUT O-ring (P/N 030L4505)
- Option 2: Blisterpack WITH O-ring (P/N 030L4506)


Depending on associated option, O-ring must be mounted separately.


Many nozzles are satisfactory for spraying liquids, but for a positive cutoff ask for the Danfoss type 4023 nozzle. Our exclusive design produces a precisely controlled flow rate and spray angle and includes a liquid cutoff near the orifice. This can be very important in situations where excessive after drip can damage or destroy things located beneath the nozzle.

Chemicals, insecticides, and even plain water, if allowed to drip, can foul the environment or injure livestock, seedlings and industrial materials.

Identification

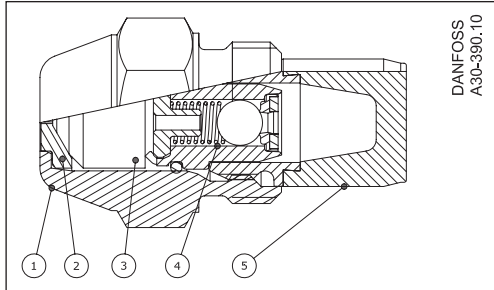
The nozzles are marked with the following information:

Danfoss		4023	HP	NTP	
---------	---	------	----	-----	--

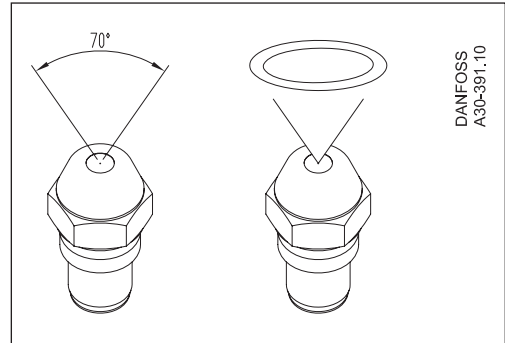
	Batch code
4023	Anti-drip spray nozzle
HP	High pressure
NTP	Nickel tin plated

Design

- 1: Nozzle housing
- 2: Disc
- 3: Cone
- 4: Valve
- 5: Sinter filter



Spray angle and spray pattern



Technical data

Material and construction

The nozzle housing and screw are tin/nickel plated brass. This coating is tight and extremely hard which gives a valuable corrosion resistance.

Nickel silver is a trade name for a non-magnetic copper nickel alloy and used for the disc and cone. The material is very popular due to its corrosion resistance in water applications.

The part in the cutoff valve is made of stainless steel and the O-ring and valve seat are FKM.

Optional filter: Copper plated steel and sintered bronze rated @ 45 µm nominal filtration.

Tightening torque

Recommended tightening torque	130 to 180 lbs-in
	(15 to 20 Nm)
Maximum tightening torque	180 lbs-in
	(20 Nm)

Performance

Minimum recommended operation pressure is 160 psi (11 bar).

The nozzle is rated 0.75 gph water at 160 psi (11 bar), where it delivers a semi solid spray pattern.

Cut off valve

The cutoff valve has a closing pressure between 60-90 psi (~ 4 to 6 bar).

Flow rates

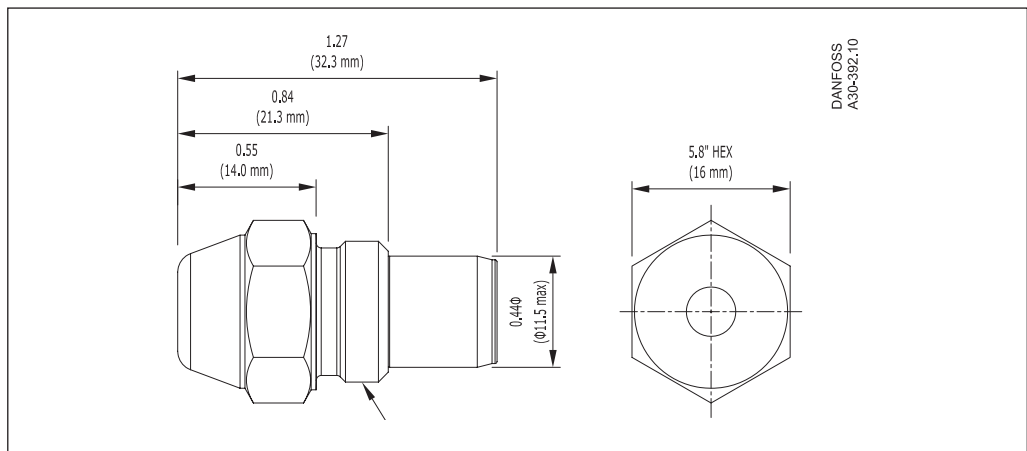
Flow rates with tap water
0.60 gph at 160 psi

Droplet sizes

Sauter mean diameter at various operating pressures. {microns (µm)}

	145 psi	510 psi	725 psi	1015 psi
Sauter mean diameter	29	17	17	14

Dimensions



Danfoss A/S

Climate Solutions • danfoss.com • +45 7488 2222

Any information, including, but not limited to information on selection of product, its application or use, product design, weight, dimensions, capacity or any other technical data in product manuals, catalogues descriptions, advertisements, etc. and whether made available in writing, orally, electronically, online or via download, shall be considered informative, and is only binding if and to the extent, explicit reference is made in a quotation or order confirmation. Danfoss cannot accept any responsibility for possible errors in catalogues, brochures, videos and other material. Danfoss reserves the right to alter its products without notice. This also applies to products ordered but not delivered provided that such alterations can be made without changes to form, fit or function of the product.

All trademarks in this material are property of Danfoss A/S or Danfoss group companies. Danfoss and the Danfoss logo are trademarks of Danfoss A/S. All rights reserved.