ENGINEERING
TOMORROW

Installation guide

Electric Expansion Valve

Type ETS 175L, ETS 250L, ETS 400L, ETS 500L

UK CA

034R9828

Compatible refrigerants / Kältemittel Kompatibilität / Fluides compatibles / Compatibilidad de refrigerantes / 适用的冷媒: R134a, R404A, R407A, R407C, R407F, R407H, R410A, R417A, R422A, R422B, R422D, R438A, R442A, R448A, R449A, R449B, R450A, R452A, R463A, R507A, R513A, R513B, R515A, R515B, R1234ze(E) NOTE: For more details check datasheet	**Inlet fluid temperature / Eingangstemperaturbereich / entrée température du fluide / entrada temperatura líquida /** 入口流体温度: Min. -40 °C / -40 °F Max. 70 °C / 158 °F Max. 80 °C / 176 °F for ETS 500L	**Max. working pressure / Max. zul. Betriebsüberdruck / Pression de service max. / Presión de trabajo máx. /** 最大工作压力 **(gauge)**: MWP = 37 bar / 536 psig
Stepper motor type / Schrittmotortype / Type de moteur pas à pas / Tipo de motor a pasos / 步进电机形式: Bipolar	**Allowable ambient temperature / Zulässige Umgebungstemperatur / Température ambiante admissible / Temperatura ambiente permisible /** 允许的运行温度: Min. -40 °C / -40 °F Max. 70 °C / 158 °F	**Total number of steps: / Max. Schritte: / Nombre de pas total: / Número de pasos total: /** 总步数: ETS 175L, ETS 250L, ETS 400L 3810 full steps ETS 500L 4999 full steps
Nominal voltage / Nennspannung / Tension nominale / Voltaje nominal / 名义电压: 12 V DC	**Resistance / Widerstand / résistance électrique / Resistencia /** 电阻: 52.4 Ohm ±10% @ 25 °C	**Phase current / Phasenstrom / Phase électrique / Corriente de fase /** 相电流: Max: 250 mA Recommended: 200 mA at 200 pps

Flow Direction / Durchflussrichtung / Sens d'écoulement / Dirección del flujo / 流向:

ETS 175L / 250L

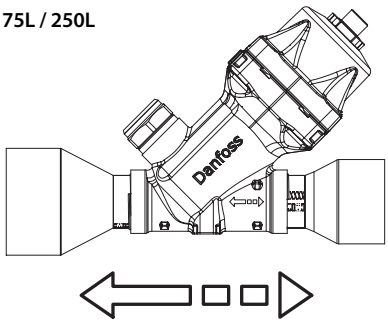

Normal **Reverse**

ETS 400L / 500 L

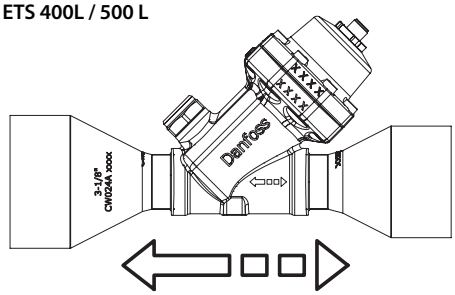

Normal **Reverse**

Application / Anwendung / Application / Aplicación / 应用:

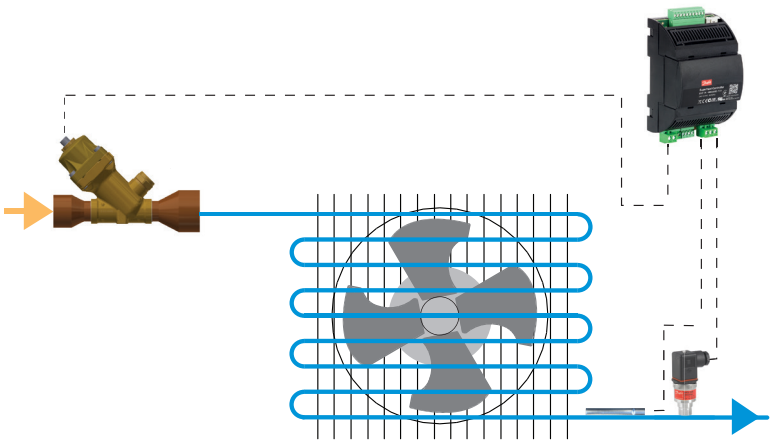

Імпортер:ТОВ зі ii "Данфосс ТОВ" 04080, Київ 80, п/с 168, Україна

Info for UK customers only: Danfoss Ltd., 22 Wycombe End, HP9 1NB, GB

Mounting / Einbau / Montage / Installación / 安装:

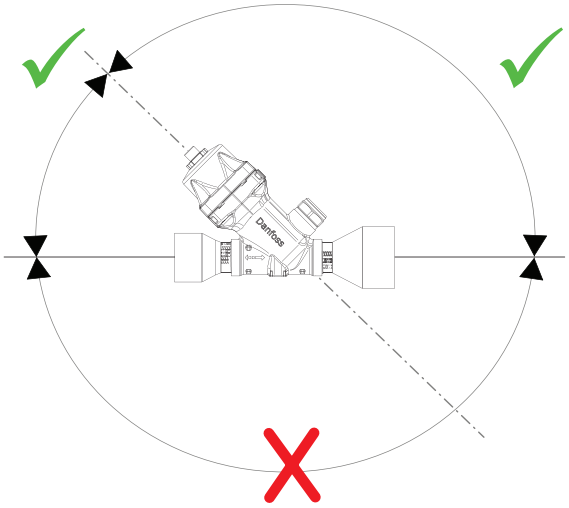

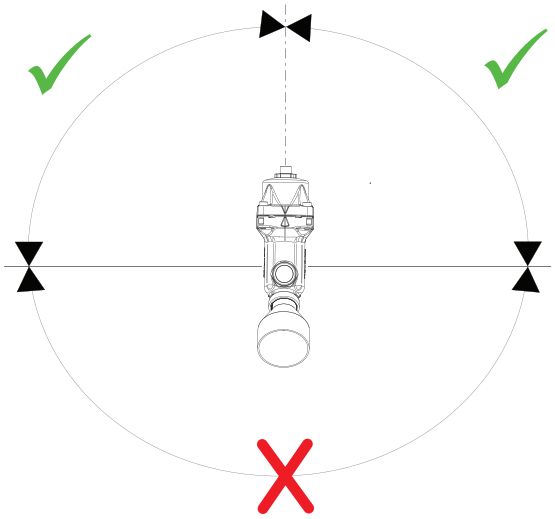

Brazing / Einbau / Montage /Installación / 安装:

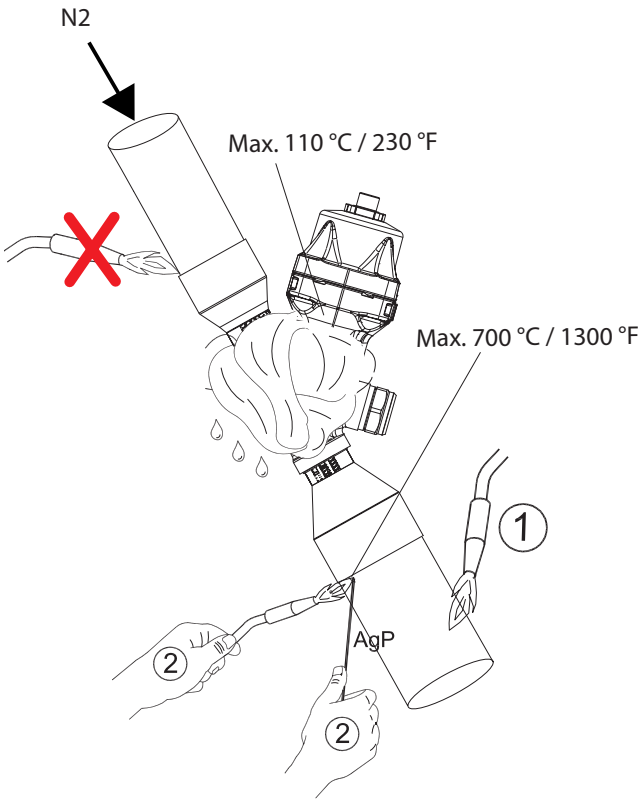

N2 gas from opposite side of soldering point.
Schutzgas gegenüber der Lötstelle einströmen lassen.
Refroidissement gaz ci-contre site de point de soudure.
Corriente de N2 desde el lado opuesto a la soldadura.
氮气保护从阀门焊接口的另一侧通入.

Electrical connections / Elektrische Anschlüsse / Connexions électriques / Conexiones eléctricas/ 电气连接:

ETS 400L / 500L

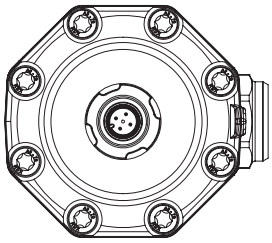

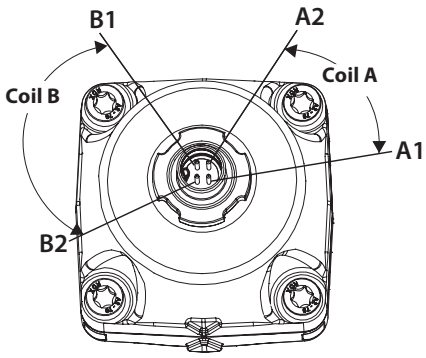

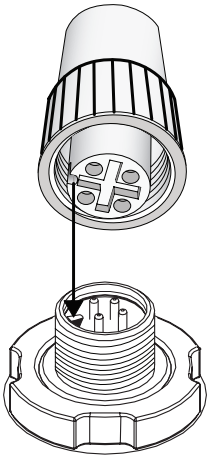

ETS 175L / 250L

		Coil A		Coil B		
		A1	A2	B1	B2	
CLOSING ↑	1	+	-	+	-	OPENING ↓
	2	+	-	-	+	
	3	-	+	-	+	
	4	-	+	+	-	

Disassembling / Zerlegung / Désassemblage / Desmontaj / 拆卸:

1

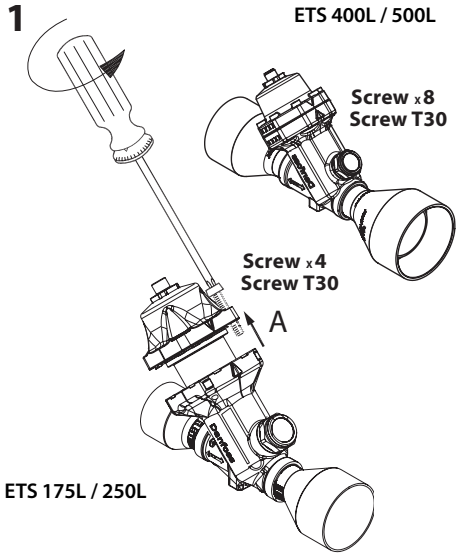

2

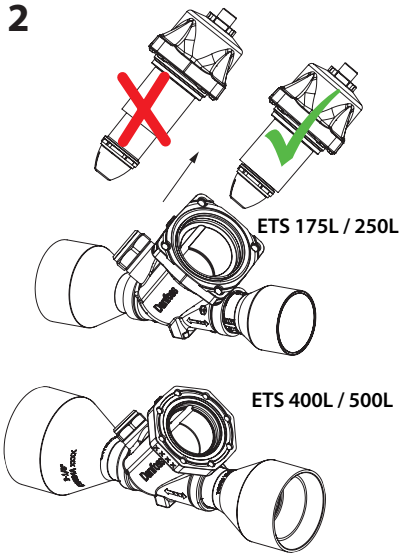

3

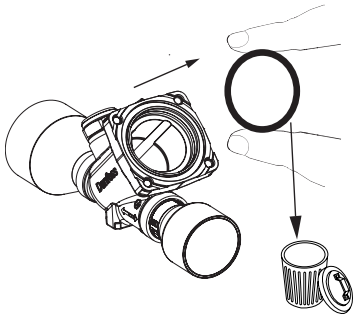

Assembling / Zusammenbau / Assemblage / Montaje / 安装:

1

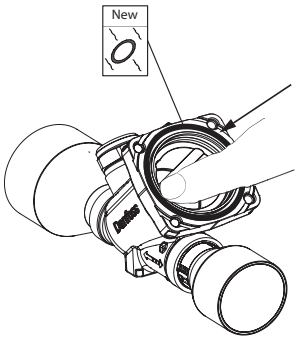

2

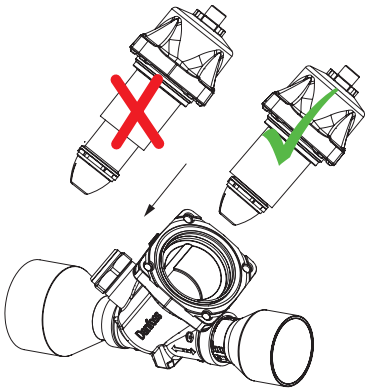

3

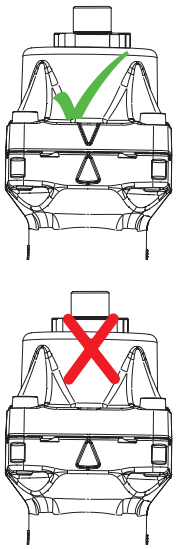

4

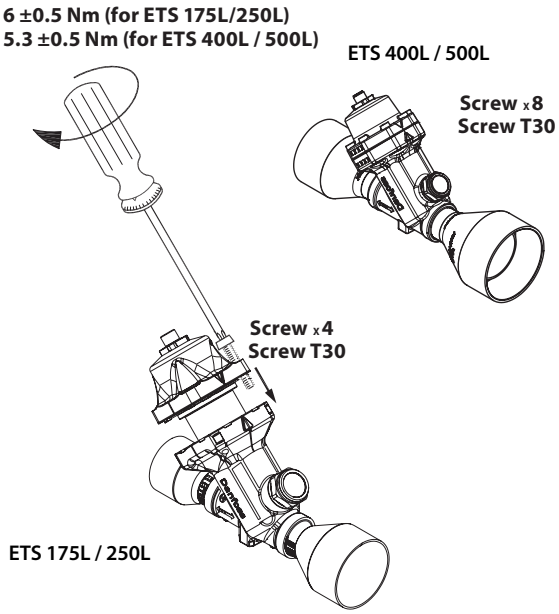

Warning! / Achtung! / Attention! / Advertencia! / 警告！

- Do not connect directly to AC/DC power source. Connect valve to appropriate controller/driver only. Do not operate valve while assembling or disassembling

- Bitte den ETS nicht direkt mit einer Spannungsquelle (Gleich- oder Wechselstrom) verbinden. Schließen Sie das Ventil nur an geeignete Regler/Steuergeräte an. Ventil bitte nicht in zerlegtem Zustand ansteuern.

- Ne pas raccorder directement le moteur à une alimentation AC / DC. Raccorder la vanne au régulateur approprié. Ne pas actionner la vanne pendant le montage ou le démontage.

- No aplicar tensión directamente a la válvula. Conectar la válvula a un controlador/driver adecuado. No haga funcionar la válvula durante el montaje o desmontaje.
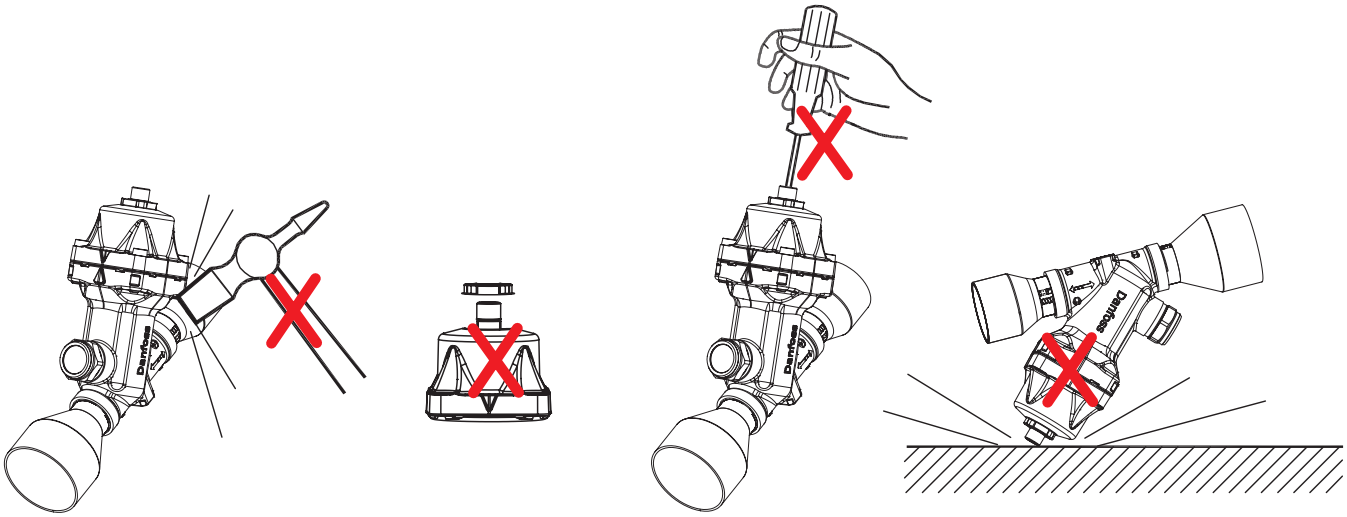
- 请仅将阀门连接于合适的控制器/驱动器，勿直接与交流或直 流电源连接。在安装和拆卸阀门时请勿操作电子膨胀阀。