


Data Sheet

EvoFlat 4.0 W



EvoFlat 4.0 W is a Flat station for instantaneous domestic hot water. The Flat station is for mounting in to a recess box, or direct on the wall.

Application

The EvoFlat 4.0 W Flat station is easy to install, maintain and use.

It is particularly suitable for multi family buildings, with central or district heating.

Construction

The innovative EvoFlat 4.0 W sets a new standard. Its 'body' is made from special reinforced PPS composite. This makes the station extremely lightweight and limits internal heat emission. The smooth surface significantly reduces the risks of scaling and clogging.

All components are mounted with newly designed click-fit connections. Compared to conventional stations with lots of pipes and screw connections, this new connection technology does not require retightening during installation.

The size, connection order and distances between the stainless-steel connection pipes is compatible with the existing EvoFlat program.

Domestic hot water (DHW)

The DHW capacity is determined by the amount of plates on the built-in Heat Exchanger. 4 types are available to cover every requirement, from 37 up to 80 kW.

A special built-in flow actuator allows primary and secondary side flow through the heat exchanger, only when hot water is tapped. It blocks the flow immediately after completion of the tapping process.

The EvoFlat 4.0 W is characterized by an intelligent controller taking both flow volume and flow temperature into account. This self-acting thermostatic flow controller with integrated differential

pressure controller ensures accurate and stable water temperatures and optimized hydronic balance among all stations connected to the same heating source.

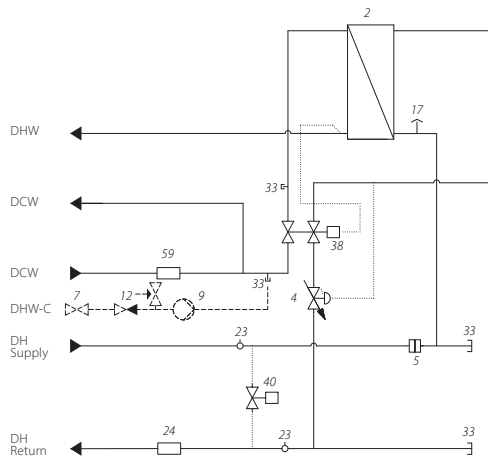
For registration of the water consumption the EvoFlat 4.0 W is equipped with a fitting piece for mounting of a cold-water meter in the PWC inlet.

If necessary, it is possible to expand the station with a hot water circulation set.

Insulation

The EvoFlat 4.0 W has a high insulation EPP cover. It is built up on an EPP insulated back plate and a few front insulation covers for the DHW, and mounting rail. This ensures the EvoFlat 4.0 W is fully insulated for minimum heat losses and excellent operating economy.

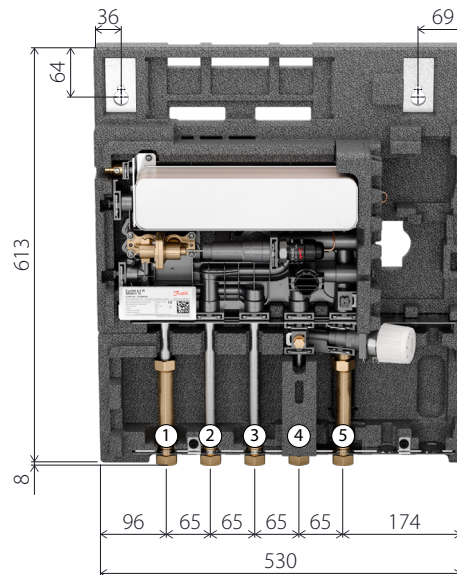
CIRCUIT DIAGRAM (EXAMPLE)



- 2 Plate heat exchanger DHW
- 4 Differential pressure controller
- 5 Stainer
- 7 Ball valve
- 9 DHW circulation set with safety valve
- 12 Safety valve
- 17 Air vent
- 23 Sensor pocket
- 24 Fitting piece for energy meter 3/4" x 110 mm
- 33 Hot Water Controller
- 38 Summer By-pass
- 40 Fitting piece for water meter 3/4" x 110 mm
- 59

Technical specifications:

- Nominal pressure: PN 10
- Max. supply temperature: 95 °C
- DCW static Cold water pressure: $P_{min} = 1,5 \text{ bar}$
- Brazing (HEX): Copper or Stainless steel
- Weight excl. cover:** 8,5 kg
- Insulation:** EPP $\lambda 0,039$
- Electrical supply:** 230 V AC
- Dimensions (mm):** H613 x W530 x D150
- Connections sizes:** G 3/4" IT (int. thread)



Connections:

- 1. Domestic cold water (DCW) inlet
- 2. Domestic hot water (DHW)
- 3. Domestic cold water (DCW) outlet
- 4. Heating (HE) supply
- 5. Heating (HE) return

DHW: CAPACITY EXAMPLES

Unit type HEX	DHW capacity [kW]	Temperature DHS/DHR [°C]	Flow rate Primary [l/h]	Pressure loss Primary* [kPa]	Tap load 50°C [l/min.]
XB05H 36 Cu/E (Type 1)	37	65/15	637	25	13,3
	43	65/16	750	32	15,4
XB05H 46 Cu/E (Type 2)	45	65/15	770	29	16,2
	49	65/15	844	35	17,6
XB05H 54 Cu/E (Type 3)	55	65/15	943	40	19,8
	38	55/19	901	37	13,7
XB05H 70 Cu/E (Type 4)	60	65/14	1014	41	21,6
	70	65/14	1197	57	25,2
	49	55/19	1158	52	17,6

* Energy meter not included

Danfoss A/S

Climate Solutions • danfoss.com • +45 7488 2222

Any information, including, but not limited to information on selection of product, its application or use, product design, weight, dimensions, capacity or any other technical data in product manuals, catalogues descriptions, advertisements, etc. and whether made available in writing, orally, electronically, online or via download, shall be considered informative, and is only binding if and to the extent, explicit reference is made in a quotation or order confirmation. Danfoss cannot accept any responsibility for possible errors in catalogues, brochures, videos and other material. Danfoss reserves the right to alter its products without notice. This also applies to products ordered but not delivered provided that such alterations can be made without changes to form, fit or function of the product.

All trademarks in this material are property of Danfoss A/S or Danfoss group companies. Danfoss and the Danfoss logo are trademarks of Danfoss A/S. All rights reserved.