


Fact sheet

# Termix Compact 28 VX-FI

Ultimate solution for space heating.



## Space heating

The Termix Compact 28 VX-FI is a heat exchanger unit for the production of heating in large buildings such as sports centres, schools, blocks of flats etc. It can be used for connection to indirect district heating in places where the district heating plant requires a hydraulic break on the plant side. It is also suitable for conversion to district heating when the secondary heating system is unsuitable to being connected to direct district heating or when a particularly effective security against leakage in the heating system is required. It is possible to connect a hot-water tank.

## Efficient heat exchanger

The substation is fitted with an efficient plate heat exchanger, which ensures the most favourable heat extraction and achieves optimum comfort and operating economy.

## Several variants

Termix Compact 28 VX-FI is built with a heat exchanger for space heating, flow controller<sup>1</sup>, pump, electronic reg-

ulation of the heating circuit as well as a direct outlet for a hot water tank. The electronic controller is factory pre-set. Electrical components are pre-wired, and the unit is equipped with a plug for 230 V a.c.

It is recommended that dynamic balancing valves are installed in the building's risers in the heat supply and on the heating system's return line immediately before the unit.

Termix Compact 28 VX-FI is produced in standard constructions:

- VX with heat exchanger for indirect heating
- VX with heat exchanger for indirect heating and integrated tank regulation

## Flexible solution

Pipe connection can be made from either the top or bottom, which makes this solution highly flexible. At the same time, both space and time are saved when installing.

<sup>1</sup> AVQM = self-acting flow controller with integrated with integrated control valve

## Minimal heat loss

Complete insulation of the unit ensures minimal heat loss.

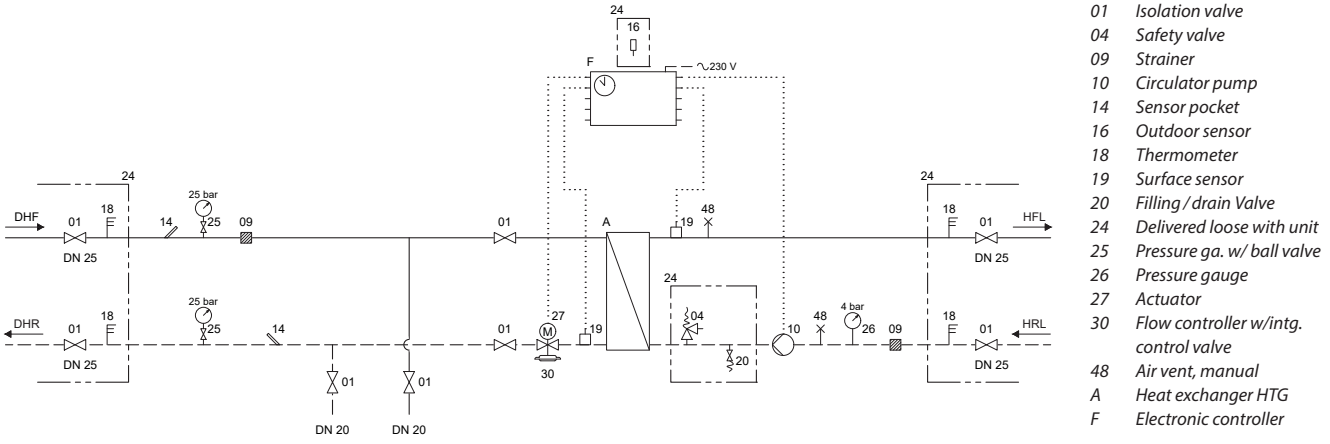
## Reliable and easy to install

Termix Compact 28 VX-FI is operationally reliable. A quality product manufactured in Denmark, which is easy to install and quickly commissioned.

## FEATURES AND BENEFITS

- Fully insulated
- Flexible connections
- Substations for apartment buildings
- Indirect heating
- Electronic control for heating and DHW
- Operates independently of differential pressure and flow temperature
- Pipes and plate heat exchanger made of stainless steel
- Intergated tank regulation (option)
- Capacity: 50 – 115 kW HE

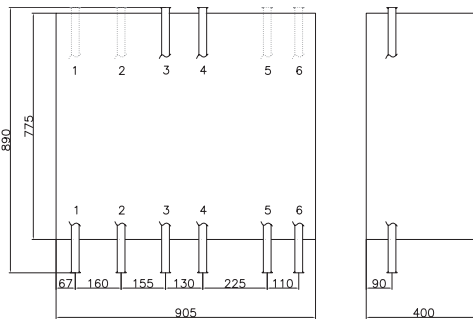
CIRCUIT DIAGRAM - EXAMPLE



**Technical parameters:**

Exchanger: Stainless steel AISI 316  
 Test pressure exchanger: 25 bar  
 Working pressure: 16 bar  
 Valve type: Danfoss  
 Operating temperature: Max. 110°C  
 Soldering material: Copper  
 Weight: 60 kg

**Dimensions (mm):**



**Connections:**

1. Primary flow line 1" RG int.
2. Primary return line 1" RG int.
3. Heating flow line 1" RG int.
4. Heating return line 1" RG int.
5. Tank flow line 3/4" RG int.
6. Tank return line 3/4" RG int.

**Options:**

Fitting piece for energy meter

HEATING: CAPACITY EXAMPLES

Substation type Termix Compact 28 VX-FI	Heating capacity [kW]	Heating circuit primary [°C]	Heating circuit secondary [°C]	Pressure loss primary* [kPa]	Flow rate primary [l/h]	Flow rate secondary [l/h]
VX 1	50	80 / 51	50 / 70	50	1531	2175
	60	100 / 61	60 / 80	50	1351	2620
	60	110 / 71	70 / 90	50	1357	2630
	85	90 / 41	40 / 70	50	1555	2456
VX 2	70	80 / 51	50 / 70	50	2131	3045
	70	100 / 61	60 / 80	50	1571	3056
	70	110 / 71	70 / 90	50	1578	3068
VX 3	105	90 / 41	40 / 70	50	1906	3034
	75	80 / 51	50 / 70	50	2257	3263
	75	100 / 61	60 / 80	50	1679	3275
	75	110 / 71	70 / 90	50	1688	3287
	115	90 / 41	40 / 70	50	2072	3323

\*Heat meter not included.

Gemina Termix A/S • Member of the Danfoss Group  
 danfoss.com • +45 9714 1444 • mail@termix.dk

Any information, including, but not limited to information on selection of product, its application or use, product design, weight, dimensions, capacity or any other technical data in product manuals, catalogues descriptions, advertisements, etc. and whether made available in writing, orally, electronically, online or via download, shall be considered informative, and is only binding if and to the extent, explicit reference is made in a quotation or order confirmation. Danfoss cannot accept any responsibility for possible errors in catalogues, brochures, videos and other material. Danfoss reserves the right to alter its products without notice. This also applies to products ordered but not delivered provided that such alterations can be made without changes to form, fit or function of the product.

All trademarks in this material are property of Danfoss A/S or Danfoss group companies. Danfoss and the Danfoss logo are trademarks of Danfoss A/S. All rights reserved.