

## Data Sheet

# Rugid

## Cast Iron Group 2.5 Motor w/ Speed Sensor



The Rugid® Cast Iron Group 2.5 Motor with Speed Sensor provides enhanced machine control and system flexibility with an integrated design.

A convenient “plug and perform” interface eliminates the need for user calibration and adjustments, while ensuring easy integration into most machine communication networks.

The stainless steel sensor with DEUTSCH DT connector is specifically designed for the harsh environmental conditions of mobile equipment applications.

The Rugid® Cast Iron Group 2.5 Motor with Speed Sensor offers superior speed sensing capability in a robust, space-saving design.



### Features

- Robust stainless steel enclosure, epoxy encapsulation and DEUTSCH DT connector provide long life in severe operating conditions (IP67).
- Non-contact design ensures “Plug and Perform” capability and eliminates the need for sensor alignment and calibration.
- Active sensor technology supplies a signal with constant amplitude independent of rotational speed.
- Embedded position of the sensor minimizes accidental damage on the assembly line and in the field.
- Isolating sensor from system pressure eliminates potential leak and safety concerns.
- Compact size allows the motor and sensor to be installed into virtually any application with no fit issues.
- Hydraulic Fan Drives - Optimize fan drive performance by integrating fan speed into the cooling algorithm, resulting in better engine efficiency, reduced fuel consumption, and increased machine productivity.
- Work Functions - Increase the precision and flexibility of machine work functions including conveyors, augers, spreaders, vibratory drives, and other rotary drive applications.

---

Comprehensive technical literature is online at [www.danfoss.com](http://www.danfoss.com)

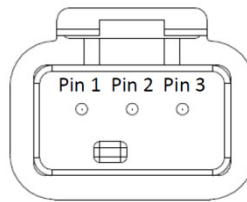
---

### Applications

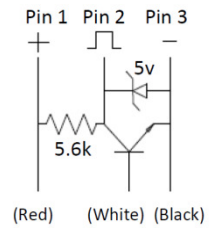
The D Series Hall Effect speed sensor provides real time system feedback and is ideal for adding flexibility and control to machine work functions.

**Technical specifications**

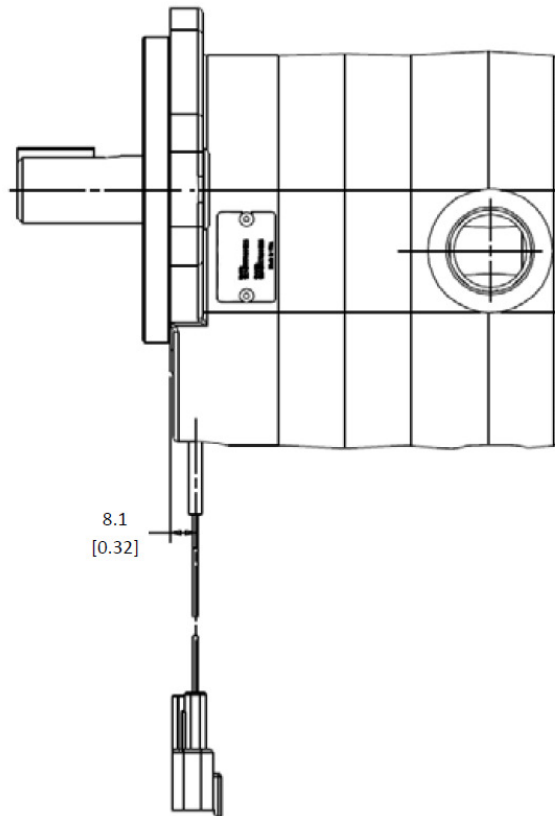
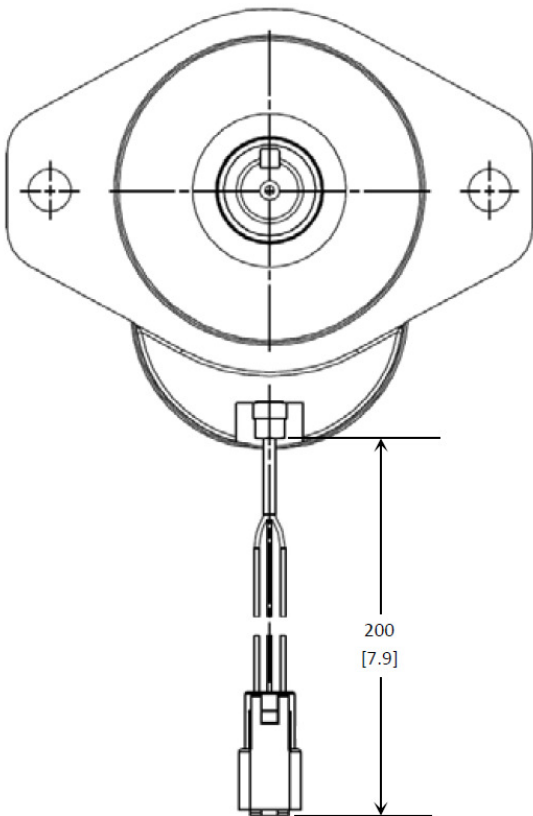
<b>Connector</b>	DEUTSCH DTM04-3P 3-Pin Receptacle
<b>Output Signal</b>	0 - 5 V, NPN, @ $\leq 25\text{mA}$ sink
<b>Supply Voltage</b>	5 - 30 Vdc @ $\leq 18\text{ mA}$
<b>Frequency Range</b>	8 pulses per motor revolution
<b>Protection Level</b>	IP67



As viewed looking into the connector



**Schematic**



Danfoss can accept no responsibility for possible errors in catalogues, brochures and other printed material. Danfoss reserves the right to alter its products without notice. This also applies to products already on order provided that such alterations can be made without subsequent changes being necessary in specifications already agreed. All trademarks in this material are property of the respective companies. Danfoss and the Danfoss logotype are trademarks of Danfoss A/S. All rights reserved.