


VLT® EtherCAT MCA 124

Cost-efficient connectivity to EtherCAT based networks



Ordering number
 Uncoated 130B5545
 Coated 130B5646

The VLT® EtherCAT MCA 124 interface allows the VLT® AutomationDrive to participate in EtherCAT networks for high performance applications. The interface utilizes the newest developments from the EtherCAT Technology Group and gives the user full functionality, the highest degree of flexibility and outstanding performance.

The MCA 124 option supports full control of the drive, access to I/O modules and control of the advanced synchronising and position option (VLT® Motion Control MCO 305).

Ease of use

The Cyclical I/O size (PDO) is fully flexible and can be adjusted to fit the application.

This removes the transportation of empty data, and so improves the performance of both the network and the PLC.

The configuration of the drive can be read or written via the PC based VLT® Motion Control Tool MCT 10 over the EtherCAT bus. This enables cost effective handling for backup and restoring of drive configuration, with no need for separate cabling.

The built-in web server provides remote diagnosis and reading of basic drive parameters. This cost-reducing feature eliminates the need to install a separate computer to monitor the system.



Features	Benefits
Uses standard Ethernet cable	Cost effective cabling with standard, off the shelf cables
EoE, Ethernet over EtherCAT	Uses standard Ethernet TCP/IP communication protocols
E-mail notifier	Higher system performance as no computer is needed to monitor alarms. The VLT® EtherCAT 124 notifies if warnings or alarms occur.
Two Ethernet ports with built-in switch	<ul style="list-style-type: none"> • Simple cabling • No need for expensive switches or hubs
Support of DCP (discovery and configuration protocol)	Makes topology and neighbourhood recognition and an IP-address assertion from PLC possible
Variable PDO size	Better use of the EtherCAT bandwidth and the PLC I/O memory
PDOs fully configurable from master system	Reduced configuration time when exchanging the drive, communication parameters are set from central location

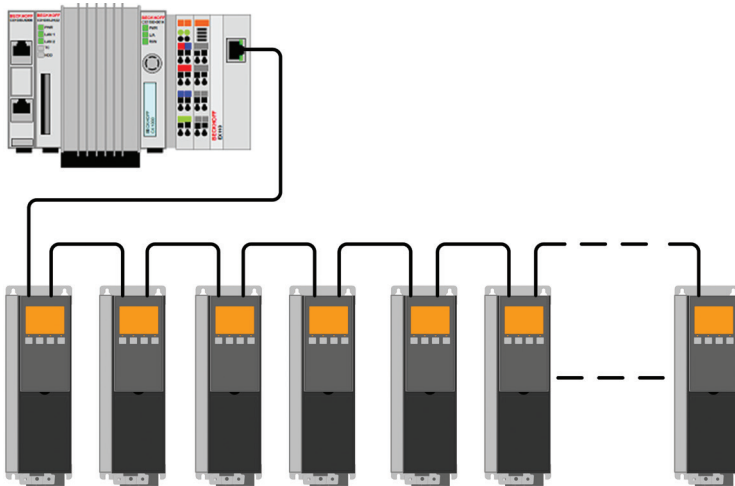
Thanks to its easy handling, EtherCAT is a cost-effective solution that is easy to implement from simple I/O up to high-speed servo applications with synchronizing capabilities.

Application protocols

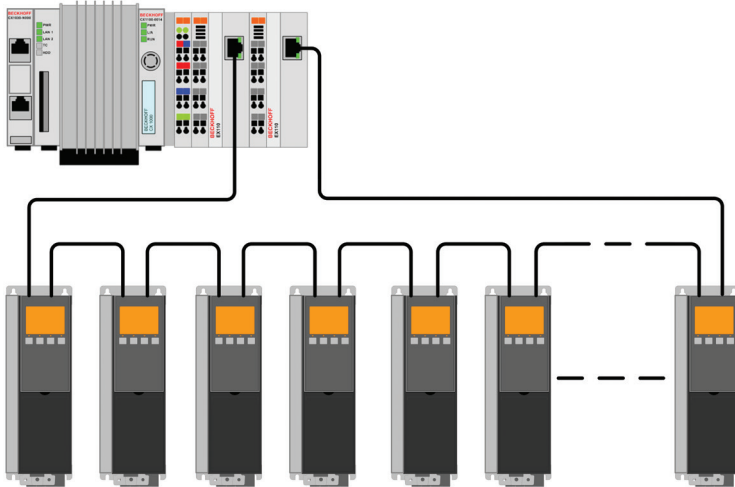
CoE:	CAN over EtherCAT Support
EoE:	Ethernet-over-EtherCAT-support
FoE:	File over EtherCAT, for update of the option firmware
HTTP	(Hypertext Transfer Protocol) for diagnosis via built-in web server
SMTP	(Simple Mail Transfer Protocol) for e-mail notification
DHCP	(Dynamic Host Configuration Protocol) for automatic IP address configuration
FTP	(File Transfer Protocol) Server for file up and download
TCP/IP-Socket-Port	for easy access to drive configuration data from MCT 10

Topology

Line Topology:



Ring Topology:



Danfoss VLT Drives, Ulsnaes 1, DK-6300 Graasten, Denmark, Tel. +45 74 88 22 22, Fax +45 74 65 25 80
www.danfoss.com/drives • info@danfoss.com

Danfoss can accept no responsibility for possible errors in catalogues, brochures and other printed material. Danfoss reserves the right to alter its products without notice. This also applies to products already on order provided that such alterations can be made without subsequential changes being necessary in specifications already agreed. All trademarks in this material are property of the respective companies. Danfoss and the Danfoss logotype are trademarks of Danfoss A/S. All rights reserved.