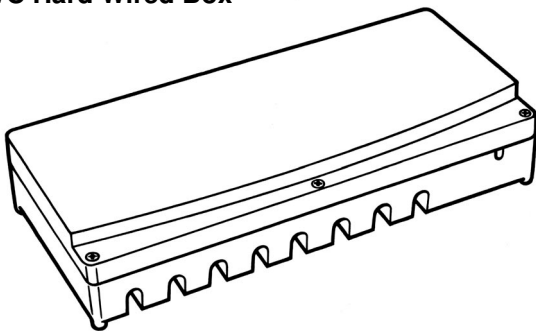


# FH-WC 24V Hardwired Underfloor Heating Connection Box

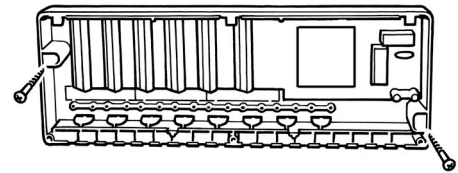
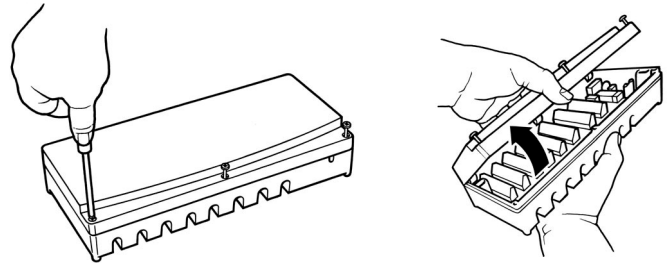
## Installation Instructions

Specification	FH-WC
Code number	088H0131
Hard-wired control box for underfloor heating	●
Number of zone outputs for thermal actuators	10
Maximum number of actuator per zone	1
Zone outputs - voltage	24Vac
Zone outputs- max rating	3W
Night set-back channels (1)	2
Voltage free relay output for interlocks	2 x SPST
Voltage rating of interlock relay	230 Vac, 50 Hz
Current rating of interlock relay	2 Amps, inductive
Power supply	230 Vac, 50 Hz
Max ambient temperature	50°C
Dimensions, mm	314w x 110h x 61d
(1) Night set-back requires separate time control	



### FH-WC Hard Wired Box



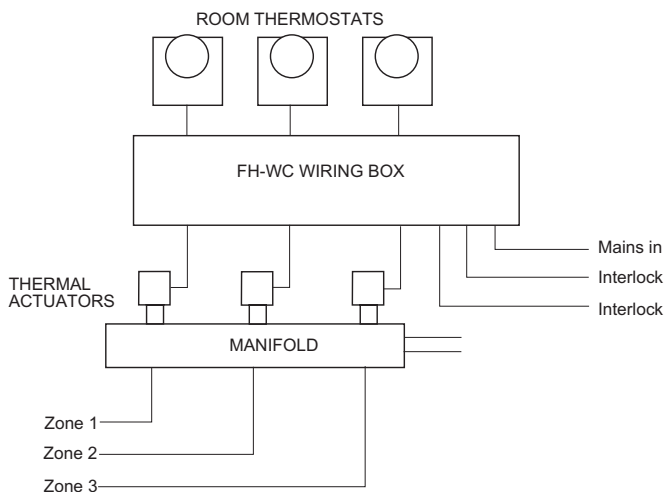
### Mounting



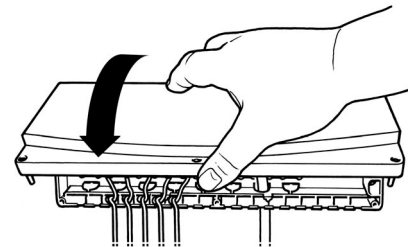
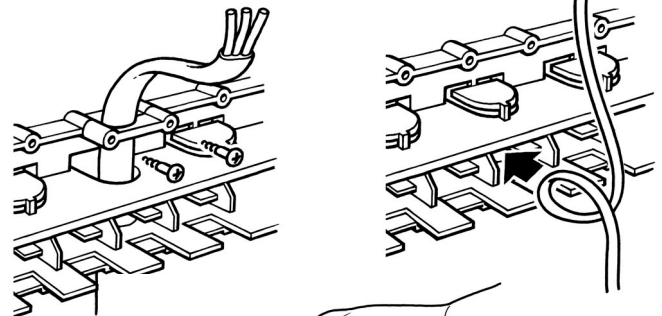
### Cable Access: Thermostats, Interlock and Mains



### System Schematic

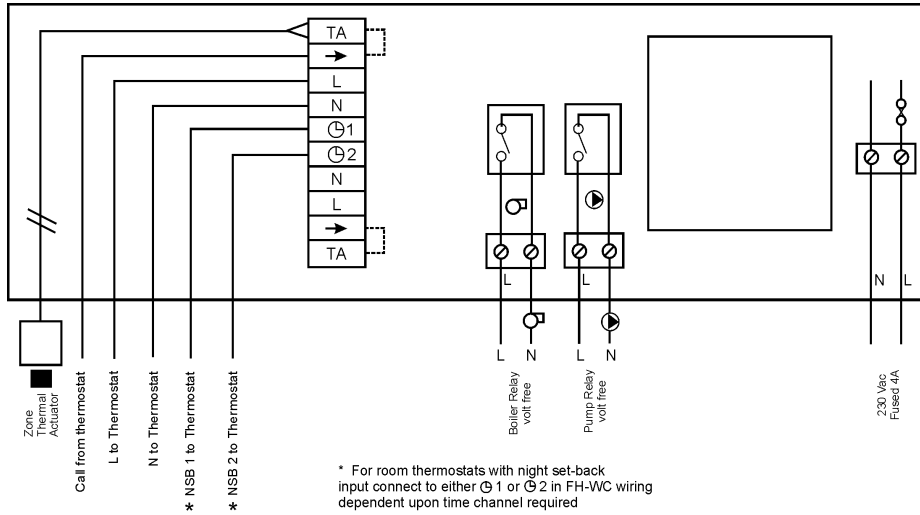


### Cable Access: Thermal Actuators

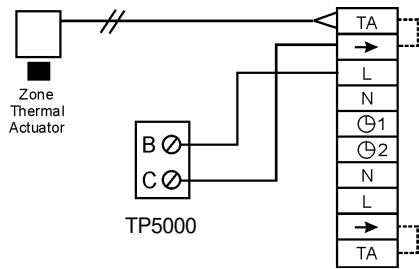


# Wiring Connections

## System 1: basic system without time control

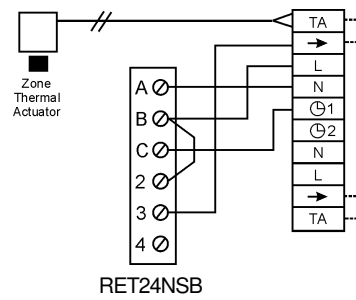


## System 2: system with programmable room thermostats



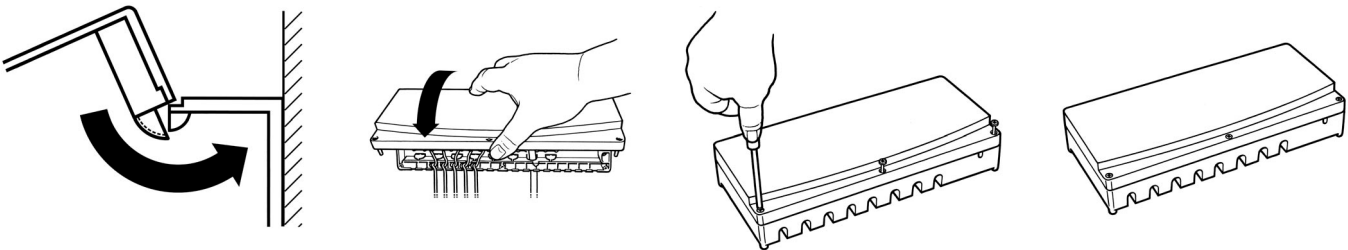
Zone 1 of FH-WC  
(repeated for other zones)

## System 3: system with 2 channel centralised night set-back



Zone 1 of FH-WC  
(repeated for other zones)

## Replacing Wiring Box Cover



Danfoss Randall can accept no responsibility for possible errors in catalogues, brochures and other printed material. Danfoss Randall reserves the right to alter its products without notice. This also applies to products already on order provided that such alterations can be made without subsequent changes being necessary in specifications already agreed.

### Danfoss Randall Limited,

Amphill Road,  
Bedford, MK42 9ER  
Telephone: (01234) 364621 Fax: (01234) 219705  
Email: danfossrandall@danfoss.com  
Website: www.danfoss-randall.co.uk