






Thermostatic Radiator Valve Identification and Cross Reference

The following are various families of Danfoss thermostatic radiator valves that have been offered. Below are identifying characteristics on how to identify these Danfoss families.

If the valve is fine but the operator (control) needs to be replaced, an appropriate adapter may be required allowing the valve to be used with the current RA2000 operators.

Valve Type	Image	Identifying Characteristics	Replacement Requirements	
			Operator Only	Valve & Operator
RAVB		Valve body with double solder unions ends. 3-"prong" style of operator base attachment to the valve. Hot water application only.	Replacement kit: 013X3180 (has adapter and valve mounted operator) 013X3182 (has adapter and valve mounted w/ remote sensor)	Replace with a new RA2000 valve and a new RA-2000 thermostatic operator
RAVL / R-1PS		Valve's body shape "hexagonal" in appearance. One pipe steam only.	(not available)	Replace with a new RA2000 1-pipe steam valve and RA-2000 thermostatic operator.
RAV / VMT		Metal band with screw clamping the operator (control) to valve. Valve is not hexagonal in appearance.	Valve mounted operator: 013G8072 adapter used and a valve mounted RA2000 operator Wall mounted operator: 013G8072 adapter used and any wall mounted RA2000 operator	Replace with a new RA2000 valve and a new RA-2000 thermostatic operator
RA		Operator (control) attaches to valve with large threaded nut.	013G8070 adapter and any RA2000 operator can be mounted to the adapter	Replace with a new RA2000 valve and a new RA-2000 thermostatic operator
RA2000 / RA-C		An Allen screw holds the operator (control) to the valve.	No adapter is required. Any style of RA2000 operator can be mounted to an RA2000 or RA-C valve.	