





Installation guide

A2L Gas Sensors

Relay, MODBus and Dual Output

	<p>Elektrisk tilslutning Electrical connection: Elektrischer Anschluss: Raccordement électrique: Conexión eléctrica: Conessione elettrica:</p>	<p>Se produktskilt See product label Siehe Produktschild Voir étiquette du produit Ver la pegatina en el producto Vedi etichetta sulla confezione</p>	<p>Omgivelsestemperatur Ambient temperature Umgebungstemperatur Température ambiante Temperatura ambiente Temperatura ambiente</p>
	<p>Standard 6 pin</p>		
	<p>Mounting holes are sized #10 or #12 self-tapping sheet metal screws.</p>	<p>To prevent water pooling, position the sensor with the logo facing up.</p> <p>Flat surface, for better performance.</p> 	
<p>Recommended tightening torque is 3N-m.</p>			
<p>LED will indicate the sensor status when it is powered up.</p> <p>The LED is located on the reverse side of the sensor, near the membrane.</p>	 <p>Solid green light: Sensor power-up on and self-test Blinking green: Normal operation (heartbeat). Solid red: Alarm state – gas detected. Blinking red: Sensor fault</p>	 <p>When mounted, the led will be visible by reflection on the mounting surface.</p>	
	<p>Make sure that the connecting wire is not overstretched.</p> <p>Connector should not be directing upwards, in order to ensure IP enclosure.</p>	<p>Preferred mounting positions</p> 	



UL 60335-2-40 ed. 4

Any information, including, but not limited to information on selection of product, its application or use, product design, weight, dimensions, capacity or any other technical data in product manuals, catalogues descriptions, advertisements, etc. and whether made available in writing, orally, electronically, online or via download, shall be considered informative, and is only binding if and to the extent, explicit reference is made in a quotation or order confirmation. Danfoss cannot accept any responsibility for possible errors in catalogues, brochures, videos and other material. Danfoss reserves the right to alter its products without notice. This also applies to products ordered but not delivered provided that such alterations can be made without changes to form, fit or function of the product.

All trademarks in this material are property of Danfoss A/S or Danfoss group companies. Danfoss and the Danfoss logo are trademarks of Danfoss A/S. All rights reserved.