

Disposal declaration

Frequency Converters Frame Size: E1, E2
Production Place: USA and India

At Danfoss, we take into account environmental considerations during the design and development of new products. We collect as much reliable data from suppliers as possible to generate lists of materials and disposal instructions.

Ways of dismantling the product depend on national and/or local legislation and the capabilities of the scrapping facilities.

This environmental information about the product is based on existing knowledge and available data.

That Danfoss facility complies with TS 16949 including ISO 9001 and ISO 14001 standards.

Frequency Converters covered:

VLT® AutomationDrive

VLT® HVAC Drive

VLT® AQUA Drive

VLT® Refrigeration Drive

1. PRODUCT INFORMATION BUILD UP AND IDENTIFICATION

Frame size

Voltage rating

VLT® Series

Power rating

Product Identification
-Compare unit label with table data

Unit label

A1	FC-301 FC-302
T2	0.25 – 1,5 kW
T4	0.37 – 1,5 kW

VLT® AutomationDrive
www.danfoss.com

1 T/C: FC-302P1K1T5XXXXXXXXXXXXXXXXXXXXXXX

2 P/N: 131Bxxxxx S/N: 000000G123

4 1.1kW(400V) 1.5HP(460V)

5 IN: 3x380-500V 50/60Hz 9.0/7.4A

6 OUT: 3x0-Vin 0-1000Hz 10/8.2A

7 CHASSIS/IP20 Tamb. 50°C/122°F

Made in Denmark

9 Listed 76X1 E134261 IND. CONT. EQ Danfoss A/S 6430 Nordborg Denmark

10 **CAUTION:**
See manual for special condition/prefuse
Voir manuel de conditions spéciales/fusibles


WARNING:
Stored charge, wait 4 min.
Charge résiduelle, attendez 4 min.

1	Type code
2	Order number
3	Serial number
4	Power rating
5	Input voltage, frequency and current (at low/high voltages)
6	Output voltage, frequency and current (at low/high voltages)
7	Enclosure type and IP rating
8	Maximum ambient temperature
9	Certifications
10	Discharge time (Warning)



VLT®

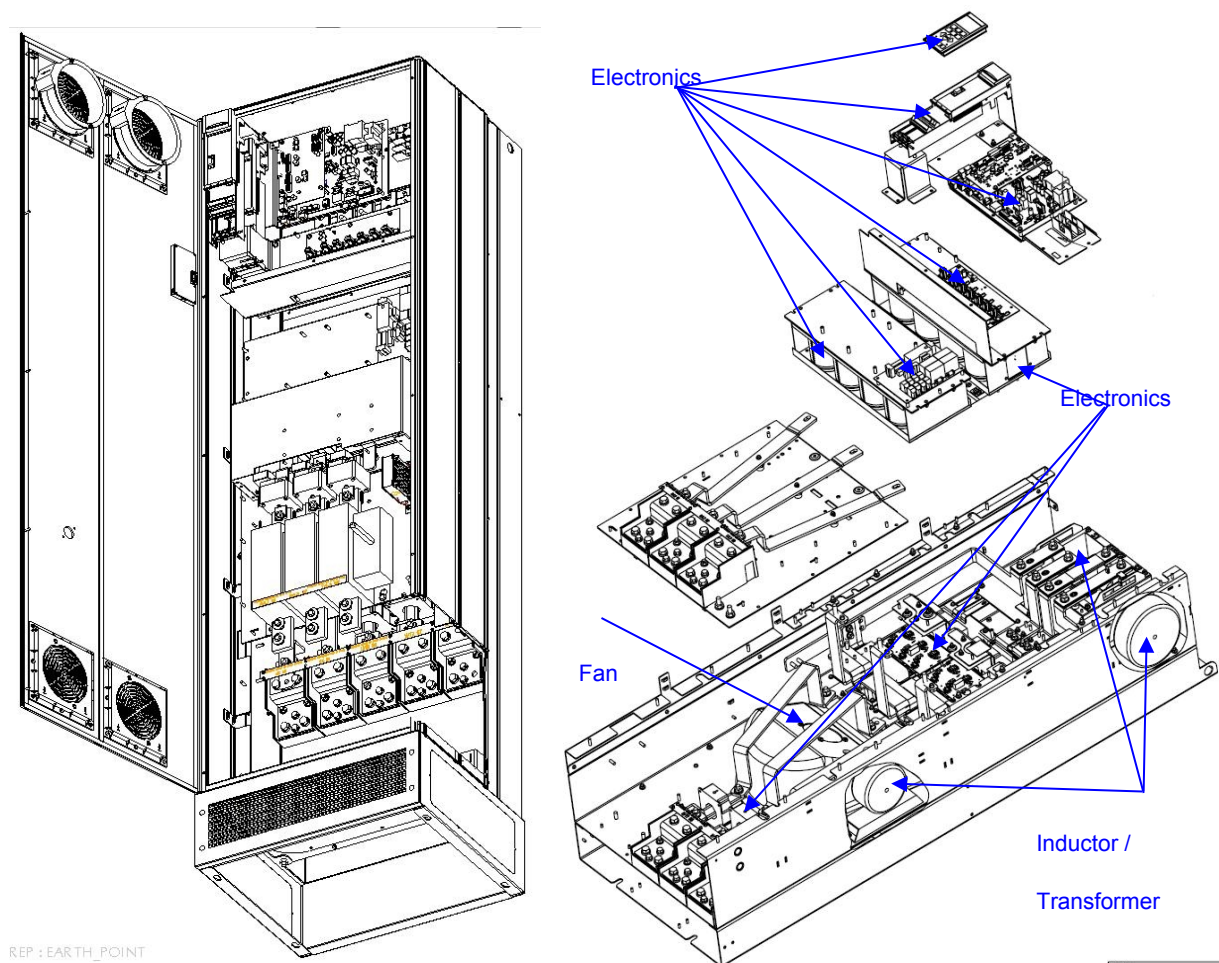
2. MAIN MATERIAL CONTENT FOR E1

Type	E1	FC-301 FC-302	FC-102 FC-202
	T4,T5	250 – 400 kW	315 – 450 kW
	T7	355 – 560 kW	450 – 630 kW
			
Material	Content [kg]		(%wt)
Aluminium primary (Al): Heatsink,Control unit, Front cover, Cable entry	28.17		9
Iron/Steel primary (Fe): Terminal Plate, Side Cover, Coils/Transformers	103.29		33
Copper primary (Cu): Coils/Transformers, Busbar	84.51		27
Electronics: Printed Circuit Boards (PCB), Components: RFI,LCP,Terminal plate,Switchmode, Rectifier, Fan,Cables	34.43		11
Plastics various: (Enclosures)	12.52		4


Inductor/Transformer	43.82	14
Rubber gaskets	3.13	1
Other Materials: (For example Ferrit)	3.13	1
Weight of VLT®	313	100
Nr of Printed Circuit Assemblies (With LCP, Without option)	10	
Number of LCD's (Maximum)	1	

3. DRAWINGS

3D drawing representing Frame Size E1:



4. MAIN MATERIAL CONTENT FOR E2:

Type	E2	FC-301 FC-302	FC-102 FC-202
	T4,T5	250 – 400 kW	315 – 450 kW
	T7	355 – 560 kW	450 – 630 kW
			
Material	Content [kg]		(%wt)
Aluminium primary (Al): Heatsink,Control unit, Front cover, Cable entry	36.01		13
Iron/Steel primary (Fe): Terminal Plate, Side Cover, Coils/Transformers	85.87		31
Copper primary (Cu): Coils/Transformers, Busbar	66.48		24
Electronics: Printed Circuit Boards (PCB), Components: RFI,LCP,Terminal plate,Switchmode, Rectifier, Fan,Cables	33.24		12
Plastics various: (Enclosures)	8.31		3
Inductor/Transformer	41.55		15
Rubber gaskets	2.77		1

Other Materials: (For example Ferrit)	2.77	1
Weight of VLT®	277	100
Nr of Printed Circuit Assemblies (With LCP, Without option)	14	
Number of LCD's (Maximum)	1	

5. DRAWINGS

3D drawing representing Frame Size E2:

