



www.esbe.eu

Distributed by Danfoss in North America
www.NA.Heating.Danfoss.com



SERIES CRA112
Setpoint Temperature Controller



NO.1 IN HYDRONIC SYSTEM CONTROL

Mtrl.nr: 9814 09 32 Ritn.nr: 8419 utg. A • Rev. 1506



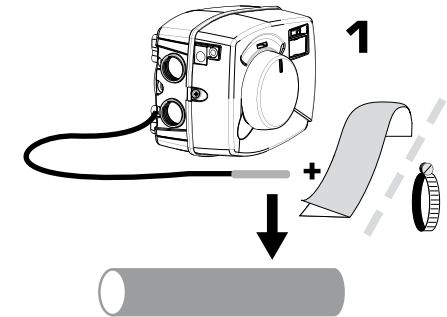
Series CRA112

CE
LVD 2006/95/EC
EMC 2004/108/EC
RoHS 2002/95/EEC

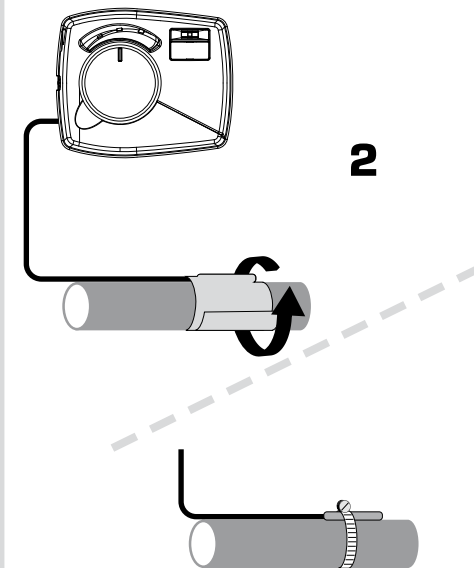
Ambient temp:	23°F to 131°F (-5°C to 55°C)
Flow temp. range:	41°F to 200°F (5°C to 95°C)
Power supply:	24 ± 10%, 60 Hz
Power consumption:	3VA
Max run time at max speed:	30 seconds
Weight:	2 lbs (0,9 kg)
Torque:	53.1 in.lbs (6 Nm)
Enclosure rating:	NEMA 2 (IP41)

Mountable to ESBE 3MG, 4MG, Type G and VRG valves up to 2"

1 Temperature Sensor Installation

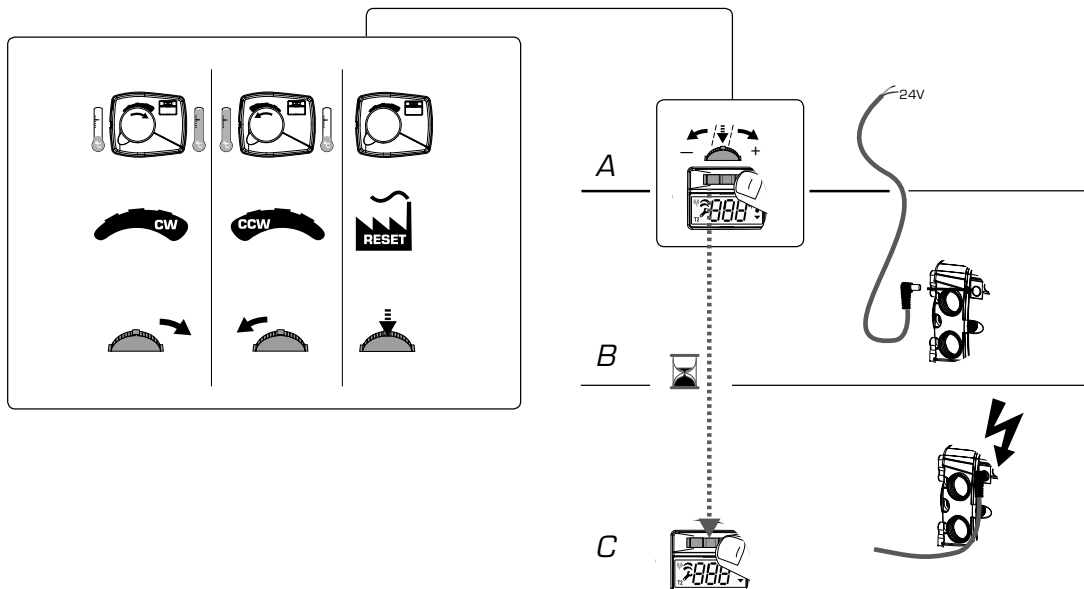


Wrap the sensor



2

2 Selection Operation



Start up

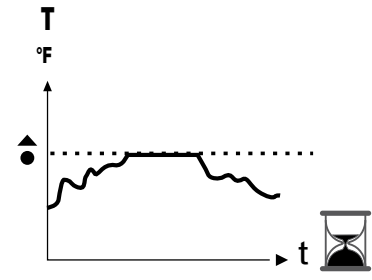
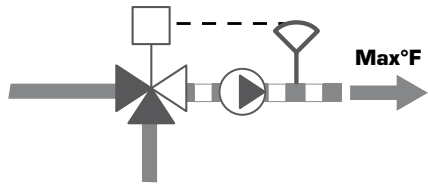
1. Set the required rotation of the controller by pushing the rocker to the right for clockwise opening or left for counter clockwise opening [A].
2. Keep the rocker in the desired direction and connect power [B].
3. Wait 2 seconds before releasing the rocker [C], the desired controller rotation is now set.



Maximum Temperature Limitation

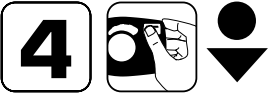
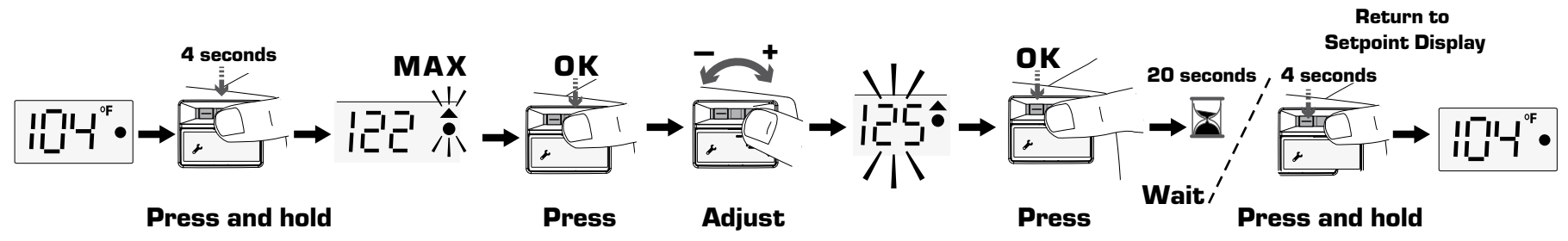


= MAX °F



Default: 120°F (49°C)

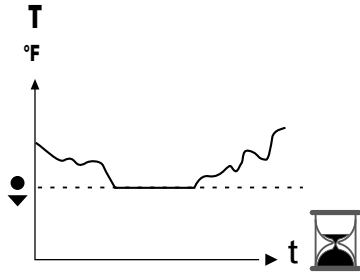
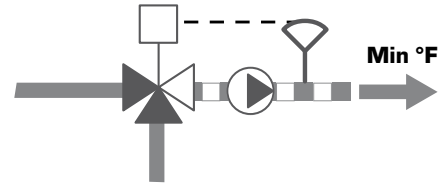
Maximum temperature setting: 200°F (95°C)



Minimum Temperature Limitation

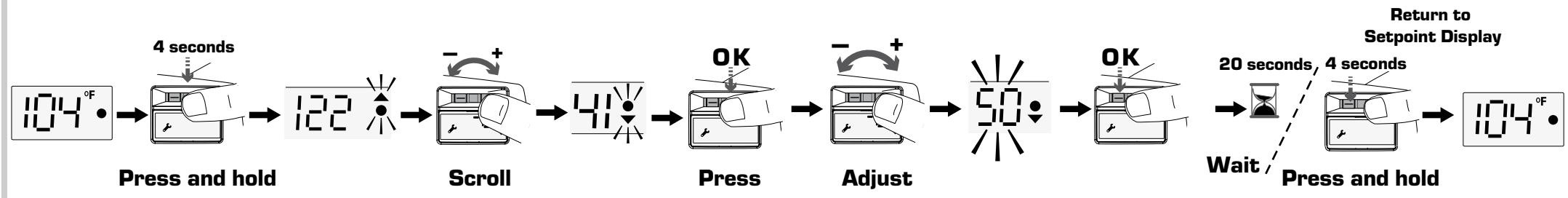


= MIN °F



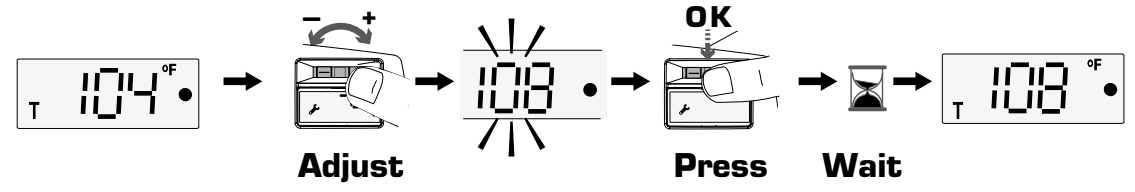
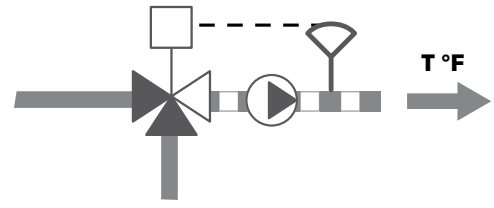
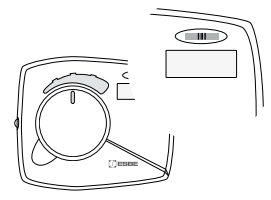
Default: 41°F (5°C)

Minimum temperature setting: 41°F (5°C)



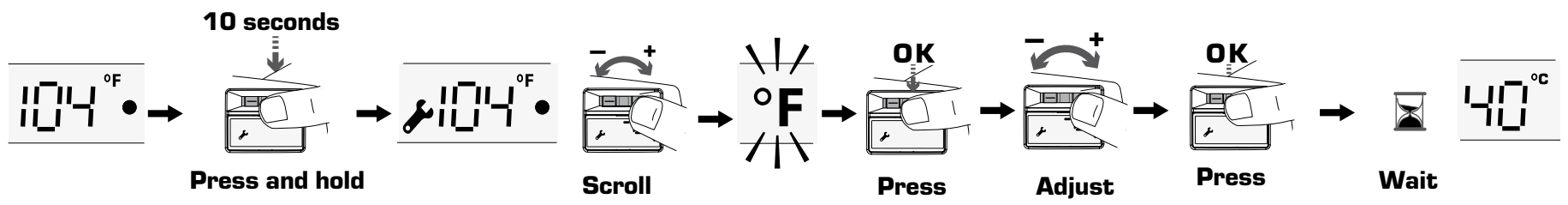
5 **T**

Changing of Setpoint, Primary



i

°F / °C Temperature Unit Display



6

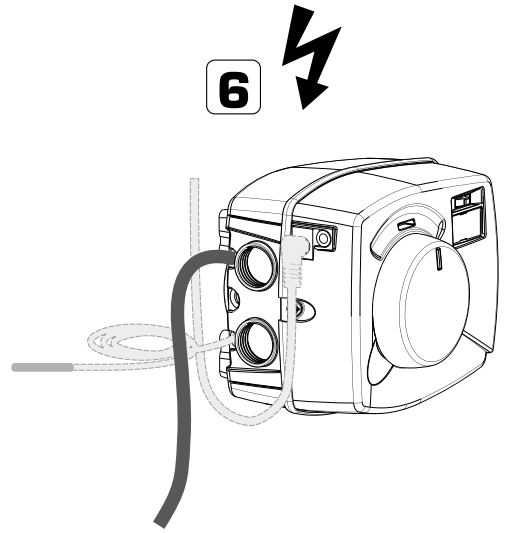
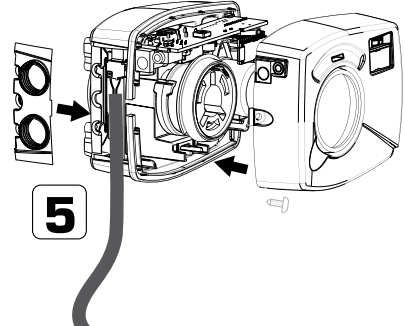
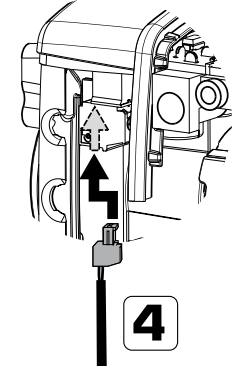
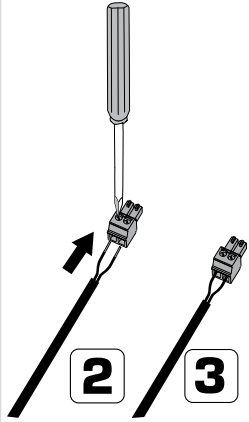
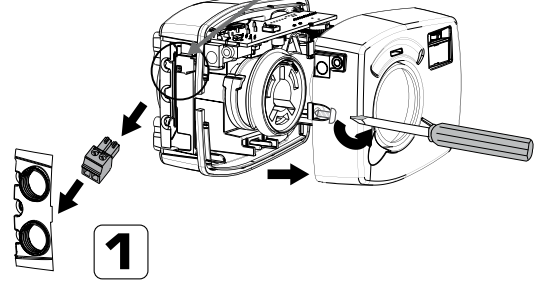
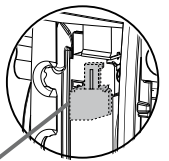


T2 - Secondary Temperature Setpoint (activated by external signal)

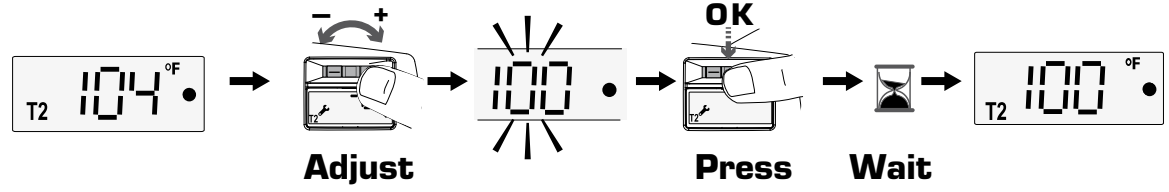
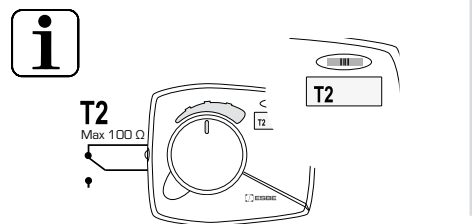


Remove power to the actuator!

Externally Wired Relay



Changing of Setpoint Secondary Temperature



T

Changing of Setpoint Primary Temperature

