

Data Sheet

Pressure switch
Type **CKB**Pressure switch for R744 (CO₂)

Safety pressure switch CKB are compact disc type pressure switches with fixed set-points for long-standing use in all CO₂ refrigeration systems.

CKB safety pressure switch is used to protect compressor and the system against too high pressure.

CKB safety pressure switch provides excellent performance, ensuring minimal drift of setting and extremely stable operation over the entire lifetime. It provides automatic or manual reset limit protection.

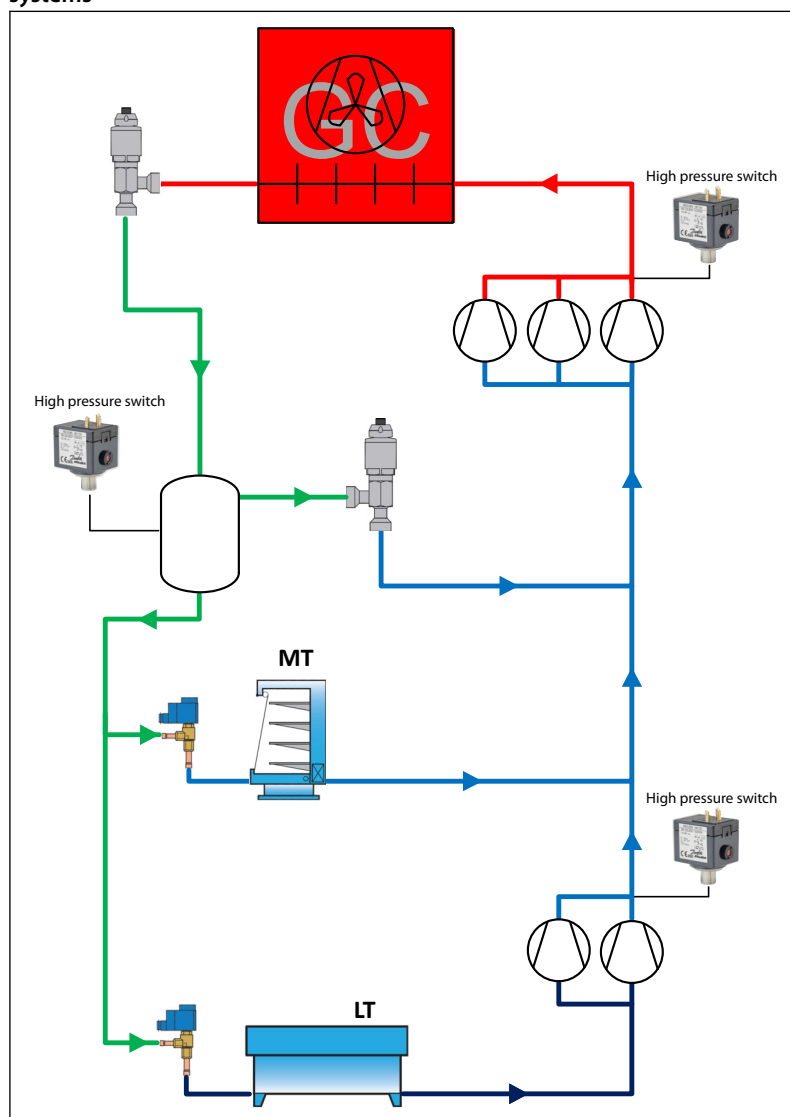
The small size, lightness and high degree of protection means that it can be mounted directly on the refrigeration systems. The switch is available with different pressure settings to suit customer requirements.

Features:

- Electromechanical design with diaphragm as sensing element
- Fixed pressure set points
- SPDT contact system
- Automatic (PSH) or manual reset (PZH / PZHH)
- Electrical connection with DIN plug
- Water-proof enclosure (IP65)
- For use as high pressure cut out
- For CO₂ subcritical and transcritical CO₂ systems up to 143 bar
- Compact design and easy to install
- PED 2014/68/EU Category IV according to EN 12263

Applications

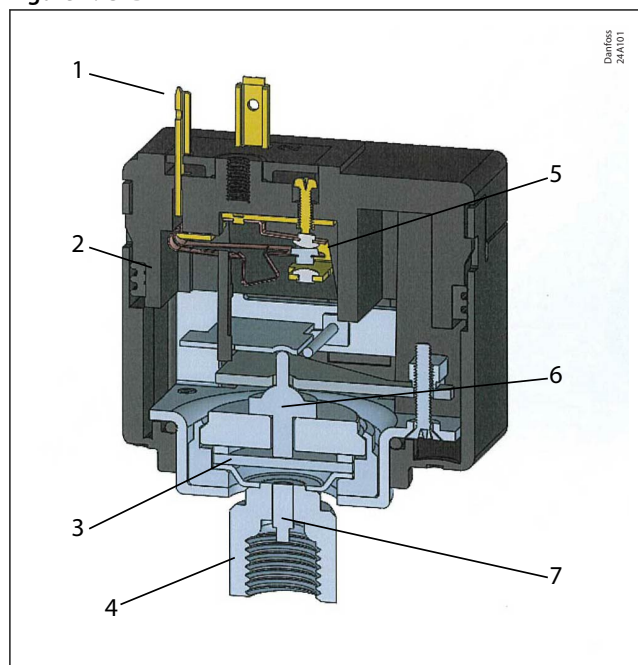
Figure 1: Safety pressure switch in subcritical and transcritical CO₂ systems



Product specification

Design and materials

Figure 2: CKB



1	Electrical connector
2	Water-proof casing
3	Diaphragm
4	Pressure connection (1/4 in female flare)
5	Micro-switch
6	Shaft
7	Depressure pin

As pressure is applied through the connection on to the diaphragm, the diaphragm is pushed up against the operation shaft.

When the operation shaft rises, it pushes up the contact plate in the micro-switch, so that contacts become connected or disconnected.

As the pressure in the connection decreases, the diaphragm returns to its original state, and the operation shaft lowers, causing the contact plate to return to its original position.

Technical data

Table 1: Type CKB

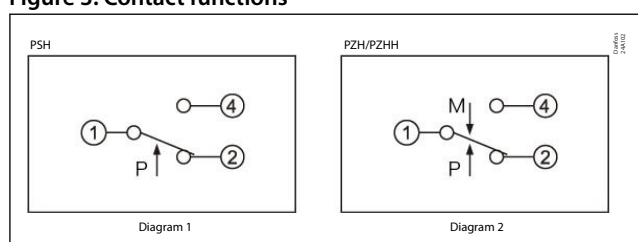
Type	CKB
Medium	R744 (CO ₂)
Range (fixed settings)	40 - 130 bar
Accuracy of setting	0/-8% (EN 12263)
Differential	auto reset: 10 bar / manual reset: 13 bar (setting ≤ 70 bar), 25 bar (setting above 70 bar)
Contact function	SPDT
Electrical connections	DIN plug (to be ordered separately)

Pressure switch, type CKB

Type	CKB
Contact load	Full Load: Cosφ= 0,75 1 to 6A 240V AC Inrush current: Maximum 36A 240V AC
Pressure connections	7/16"-20UNF female thread with Schrader opener
Maximum working pressure PS / MWP	143 bar
Media temperature	-40 to +150°C (do not freeze)
Ambient humidity	30% RH to 85% RH (do not condense)
Vibrations resistance	4G (at 20 - 250Hz)
Ambient temperature for storage, transport and using	-40 to +70°C
Enclosure	IP65, if used with DIN plug (EN175301-803-A (ISO 4400))

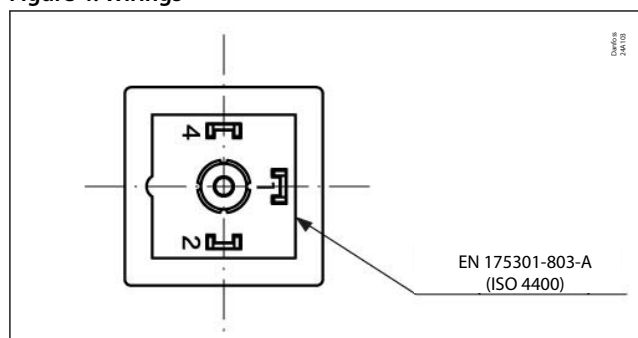
Electrical connections

Figure 3: Contact functions



P	Operating direction on press. increase at high press. side
M	Operating direction on manual reset

Figure 4: Wirings



Dimensions and weight

Figure 5: PSH-PZH-PZHH (weight 184g)

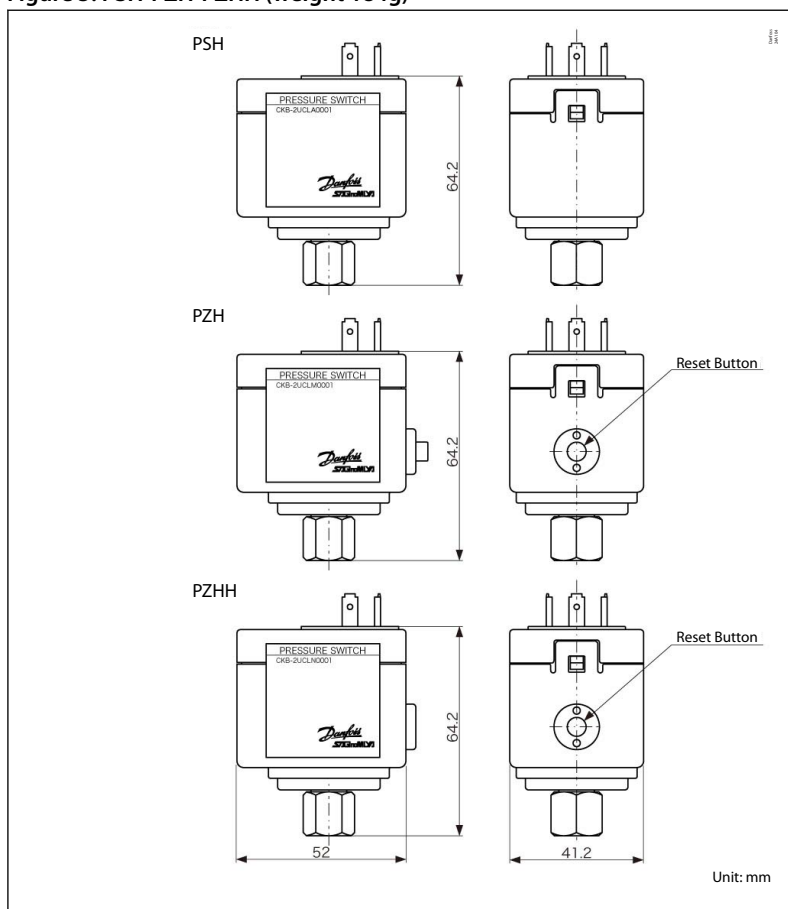
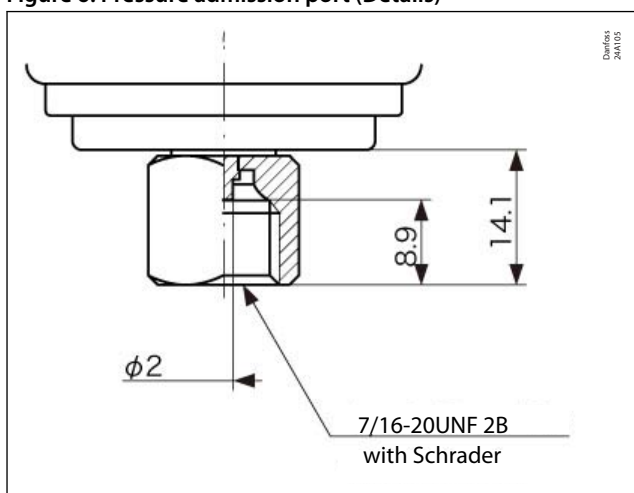


Figure 6: Pressure admission port (Details)



Pressure switch, type CKB

Figure 7: PSH-PZH-PZHH with extended pressure connector (weight 214g)

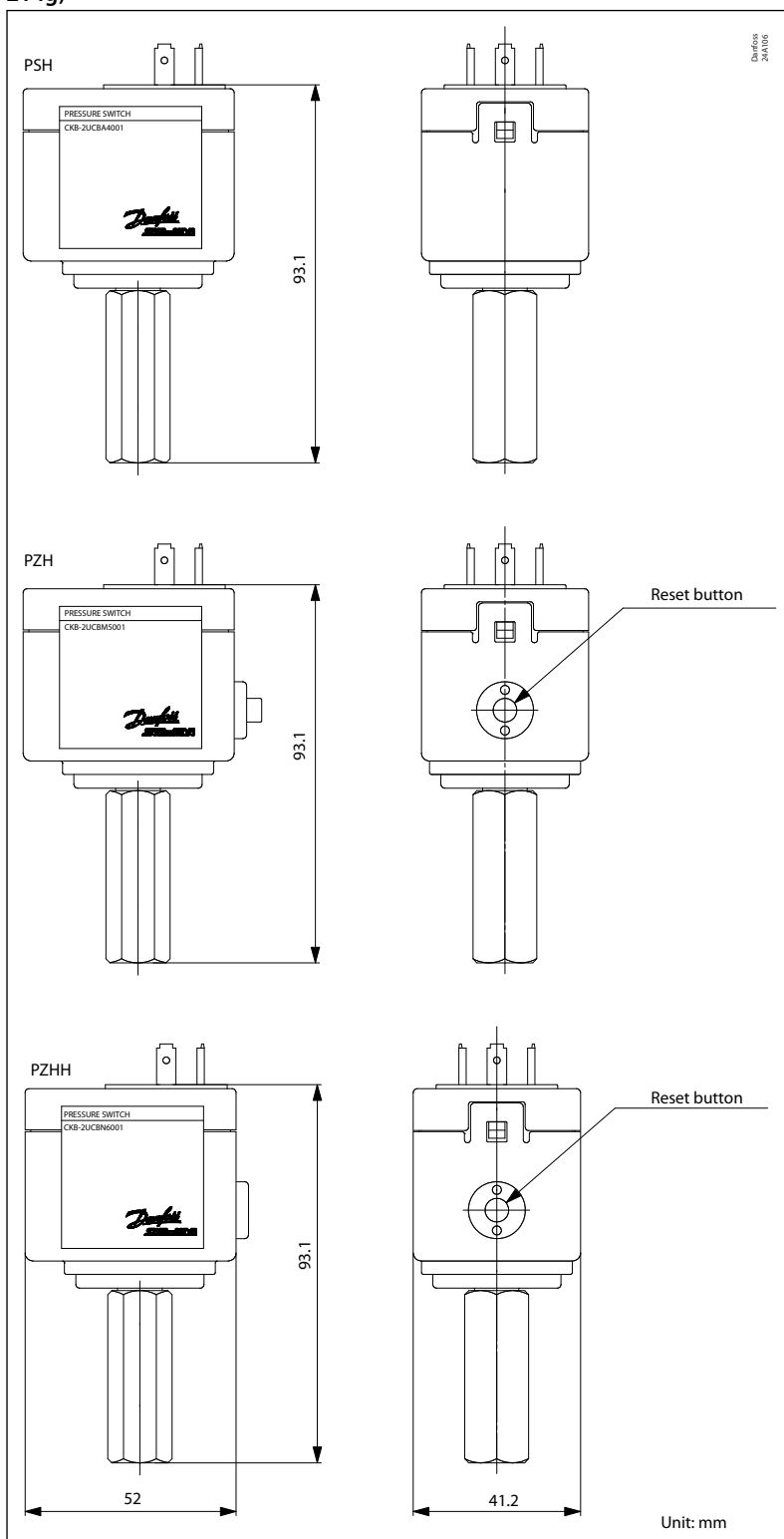
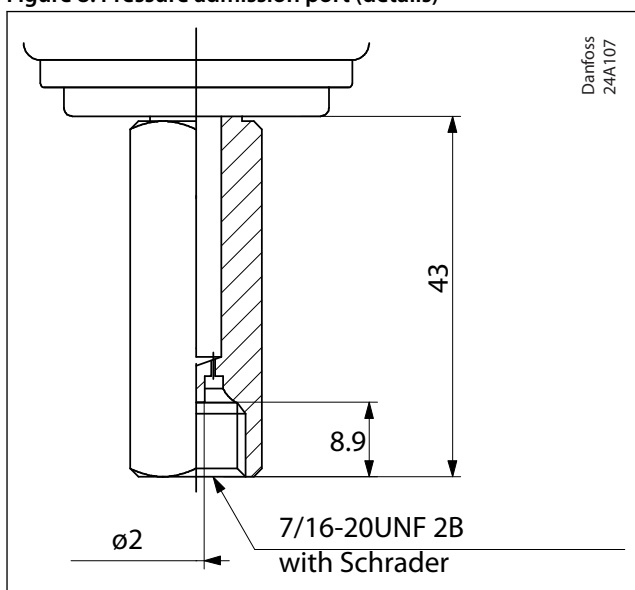


Figure 8: Pressure admission port (details)



Ordering

Standard models

Table 2: PSH - PZH - PZHH




Reset type		Set pressure [bar]	Code number
PSH	Automatic	40	061Z1001
PSH	Automatic	46	061Z1002
PSH	Automatic	48	061Z1003
PSH	Automatic	50	061Z1012
PSH	Automatic	54	061Z1007
PSH	Automatic	105	061Z1004
PSH	Automatic	106	061Z1016
PSH	Automatic	108	061Z1005
PSH	Automatic	110	061Z1011
PSH	Automatic	114	061Z1019
PSH	Automatic	117	061Z1017
PSH	Automatic	123	061Z1021
PZH	Manual	40	061Z2001
PZH	Manual	46	061Z2007
PZH	Manual	108	061Z2002
PZH	Manual	110	061Z2003
PZH	Manual	118	061Z2008
PZH	Manual	130	061Z2006
PZHH	Manual with tool	120	061Z3001
PZHH	Manual with tool	130	061Z3002

Table 3: PSH - PZH - PZHH with extended pressure connector

Reset type		Set pressure [bar]	Code number
PSH	Automatic	40	061Z4007
PSH	Automatic	46	061Z4010
PSH	Automatic	48	061Z4008
PSH	Automatic	54	061Z4011
PSH	Automatic	106	061Z4012
PSH	Automatic	108	061Z4014
PSH	Automatic	114	061Z4013
PSH	Automatic	117	061Z4001
PZH	Manual	40	061Z5002
PZH	Manual	46	061Z5003
PZH	Manual	50	061Z5004
PZH	Manual	54	061Z5007
PZH	Manual	115	061Z5005
PZH	Manual	118	061Z5001
PZH	Manual	123	061Z5006
PZHH	Manual with tool	130	061Z6003

Pressure switch, type CKB

Table 4: Accessories

Part	Description	Code number
	DIN Plug PG9 (EN175301-803)	060G0008
	DIN Plug PG11 (EN175301-803)	060G0007
	DIN Plug with 5m cable (EN175301-803)	060G1034

Certificates, declarations, and approvals

The list contains all certificates, declarations, and approvals for the product. Individual code number may have some or all of these approvals, and certain local approvals may not appear on the list.

Some approvals may change over time. You can check the most current status at danfoss.com or contact your local Danfoss representative if you have any questions.

Table 5: Certificates, declarations, and approvals

Document name	Document type	Document topic	Approval authority
Danfoss EU Saginomiya 2022-12-14 CKB	EU Declaration	PED, LVD	Danfoss-Saginomiya
Danfoss UK Saginomiya 2023.01.30 CKB	UK Declaration	Pressure Safety, Electrical Safety, RoHS	Danfoss-Saginomiya
TÜV 01 202 641_B-19 0023	Pressure Safety Certificate	PED	TUV
E43867-20230407	Electrical Safety Certificate	UL Certificate Of Compliance	UL

Online support

Danfoss offers a wide range of support along with our products, including digital product information, software, mobile apps, and expert guidance. See the possibilities below.

The Danfoss Product Store



The Danfoss Product Store is your one-stop shop for everything product related—no matter where you are in the world or what area of the cooling industry you work in. Get quick access to essential information like product specs, code numbers, technical documentation, certifications, accessories, and more.

Start browsing at store.danfoss.com.

Find technical documentation



Find the technical documentation you need to get your project up and running. Get direct access to our official collection of data sheets, certificates and declarations, manuals and guides, 3D models and drawings, case stories, brochures, and much more.

Start searching now at www.danfoss.com/en/service-and-support/documentation.

Danfoss Learning



Danfoss Learning is a free online learning platform. It features courses and materials specifically designed to help engineers, installers, service technicians, and wholesalers better understand the products, applications, industry topics, and trends that will help you do your job better.

Create your Danfoss Learning account for free at www.danfoss.com/en/service-and-support/learning.

Get local information and support



Local Danfoss websites are the main sources for help and information about our company and products. Find product availability, get the latest regional news, or connect with a nearby expert—all in your own language.

Find your local Danfoss website here: www.danfoss.com/en/choose-region.

Danfoss A/S

Climate Solutions • danfoss.com • +45 7488 2222

Any information, including, but not limited to information on selection of product, its application or use, product design, weight, dimensions, capacity or any other technical data in product manuals, catalogues descriptions, advertisements, etc. and whether made available in writing, orally, electronically, online or via download, shall be considered informative, and is only binding if and to the extent, explicit reference is made in a quotation or order confirmation. Danfoss cannot accept any responsibility for possible errors in catalogues, brochures, videos and other material. Danfoss reserves the right to alter its products without notice. This also applies to products ordered but not delivered provided that such alterations can be made without changes to form, fit or function of the product.

All trademarks in this material are property of Danfoss A/S or Danfoss group companies. Danfoss and the Danfoss logo are trademarks of Danfoss A/S. All rights reserved.