

ENGINEERING  
TOMORROW

*Danfoss*

Weatherhead® by Danfoss H250H 100R5 Hose

# H250H enhanced 100R5 style hose designed to exceed expectations

A proven foundation for fuel, engine and general transportation systems





# Setting the bar for hose performance

Our streamlined 100R5 hose portfolio allows OEMs to **redefine performance**

Leading OEMs see that the key to improving total cost of ownership (TCO) and return on investment (ROI) for their end users is all about performance. Small performance issues can quickly become a big problem. To keep up with rising productivity expectations and tighter budgets, end users need to know that each new machine they add to their fleet is up to the task—and built to last.

At Danfoss, we intimately understand the complex decision-making that goes into every system design. We've worked hand-in-hand with OEMs and distributors for decades to help them deliver stronger, innovative and more durable machines. And we get that system performance is only as good as the sum of its parts.


That's why we've developed a portfolio of hoses that meet and exceed SAE 100R5 performance levels—so OEMs can design machines that deliver proven, tested performance for each new machine they add to their fleet.





## Introducing 100R5 performance

Built on the legacy of Danfoss' three-braid hose construction, our new two-braid Weatherhead by Danfoss H250H hose is designed to exceed SAE 100R5 performance levels—while also delivering additional benefits such as increased flexibility, reduced bulk and weight and uses a universal flat crimp fitting for easy installation and assembly. Tested to 300k impulse cycles, Weatherhead H250H hoses deliver higher performance levels and exceed the requirements of today's rugged work environments—all in a sleeker profile.

In addition, our consolidated 100R5 portfolio reduces inventory complexity and simplifies ongoing machine maintenance and repair — at a competitive price point. Together, these powerful features provide a proven foundation for fuel, engine and general transportation systems that work harder and last longer.



H250H	
	Max operating pressure <b>210 bar</b> (-4 size)
	Max temperature <b>150°C (302°F)</b>

# New Weatherhead **H250H** 100R5 hose

## Exceeds SAE 100R5 performance levels

Weatherhead H250H hose is specifically designed to exceed SAE 100R5 performance levels. These high standards help to protect the durability and productivity of high-pressure petroleum and water-based fuel, engine and general transportation systems for a variety of mission critical applications—such as construction, transportation and agriculture.

## High performance cover and CPE inner tube

Weatherhead's H250H innovative braided cover along with CPE inner tube combine to deliver superior temperature performance in extreme applications when working with high-temperature fluids such as oil and fuel.

## Simplified flat crimp fitting

Unlike less versatile bubble crimps, our flat crimp design offers a smaller profile that greatly reduces installation complexity. Flat crimps also promote easier initial assembly and can save up to 70% over the cost of bubble crimp tooling.

## Streamlined 100R5 portfolio

Unlock greater performance, without greater complexity. The streamlined 100R5 hose portfolio allows three hose constructions to replace six. This reduces inventory requirements for OEMs and distributors and simplifies ongoing machine maintenance and repair efforts all at a competitive price.

## Rugged, intuitive layline design

Danfoss' new hose layline design takes the guesswork out of system assembly. Each layline is easy to read, including important information about the hose—such as the brand, part number, ID, key specifications, pressure, temp, qualified fitting and more -ensuring proper traceability and protecting quality no matter the job.

See page 4 for more information.



Refuse trucks



Construction



Agriculture



Mining



Oil & Gas

## Durable two-braid construction

Compared to similar three-braid hoses, Weatherhead's H250H sleek two-braid construction offers increased routing flexibility and smaller outer diameter that enables engineers to reimagine system design, without sacrificing performance.

How much better? Our two-braid hose has a 15% smaller outer diameter than R5 maximum OD and is 20% lighter than traditional three-braid hose decreasing the overall vehicle weight and delivering fuel consumption savings over the life of the machine. Additionally, the 20% weight reduction and higher performance levels you can expect from hoses tested to 300k impulse cycles delivers up to 59%+ less impact to the environment.

## Setting the bar for hose performance



## Flexibility at its core

With half the bend radius of the 100R5 requirement, Weatherhead H250H hose can perform reliably in extremely tight spaces. And the H250H hose bend radius is 25% tighter than the leading competitor.



# Critical information at a glance

## Our laylines provide vital hose data instantly!

Danfoss' new intelligent laylines utilize a clean, bold, simplified look ensuring the right hose, with the right performance, is easy to identify every time.

Brand	Part Number	Size (I.D.)	Abrasion Cover & Sub Brand	Agency Specifications	Working Pressure	Temperature	SAE Bend	Fitting
<b>Weatherhead</b> by Danfoss	<b>H250H-16</b>	22.2 MM (0.88 IN) DN22	<b>High-Temp</b>	Exceeds SAE 100R5 ABS • DNV • USCG+	<b>56 BAR (800 PSI)</b>	-49°C to +150°C -55°F to +260°F	Half Bend	FJ

## H250H

### By the numbers

Dimensional & Performance



Part Number	Hose I.D.			Hose O.D (nominal)		Maximum Operating Pressure		Min. Burst Pressure		Min. Bend Radius		Weight	
	DN	mm	in	mm	in	bar	psi	bar	psi	mm	in	kg/m	lbs/ft
H250H-04	5	4.8	0.19	11.3	0.45	210	3,050	840	12,200	38	1.5	0.17	0.11
H250H-06	8	7.9	0.31	14.5	0.57	157	2,300	628	9,200	50	1.97	0.21	0.14
H250H-08	10	10.3	0.41	17.0	0.67	140	2,050	560	8,200	58	2.28	0.26	0.17
H250H-10	12	12.7	0.5	19.4	0.77	122	1,750	488	7,000	70	2.75	0.31	0.21
H250H-12	16	15.9	0.62	22.9	0.9	105	1,500	420	6,000	80	3.15	0.37	0.25
H250H-16	22	22.2	0.88	29.6	1.16	56	800	224	3,200	90	3.54	0.47	0.32

#### Temperature range

-49°C to +150°C  
(-55°F to +302°F)  
Air not to exceed  
+121°C (+250°F)

#### Construction

**Inner tube:** High temperature CPE  
**Reinforcement:** 1- high tensile wire braid  
**Cover:** Black textile cover  
**Layline:** Blue ink transfer

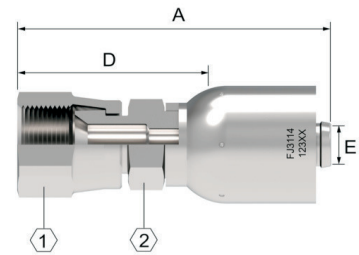
#### Certifications & compliances

- Exceeds SAE 100R5
- ABS
- DNV-GL
- USCG

# FJ Fittings

## FJ3114

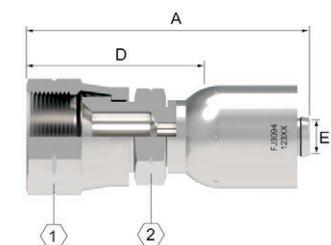
SAE 37° (JIC) Female Swivel



Catalog Number	Hose information			Dimensional Information								
	Hose Size	Hose I.D.		Thread size	Length (A)		Cut-off factor (D)		Hole ID (E)		Hex	
		DN	mm		in	mm	in	mm	in	mm	in	mm
FJ3114-0404S	-4	4,8	0.19	7/16-20	47,8	1.88	28,0	1.10	3,5	0.14	9/16	7/16
FJ3114-0604S	-4	4,8	0.19	9/16-18	51,6	2.03	31,8	1.25	3,5	0.14	11/16	9/16
FJ3114-0606S	-6	7,9	0.31	9/16-18	51,9	2.04	31,8	1.25	5,9	0.23	11/16	9/16
FJ3114-0806S	-6	7,9	0.31	3/4-16	54,4	2.14	34,3	1.35	5,9	0.23	7/8	11/16
FJ3114-0608S	-8	10,3	0.41	9/16-18	54,0	2.12	33,7	1.32	7,2	0.28	11/16	11/16
FJ3114-0808S	-8	10,3	0.41	3/4-16	54,5	2.15	34,3	1.35	7,2	0.28	7/8	11/16
FJ3114-1008S	-8	10,3	0.41	7/8-14	58,9	2.32	38,8	1.53	7,2	0.28	1	7/8
FJ3114-0810S	-10	12,7	0.50	3/4-16	58,2	2.29	35,6	1.41	10,3	0.41	7/8	7/8
FJ3114-1010S	-10	12,7	0.50	7/8-14	61,2	2.41	38,8	1.53	9,6	0.38	1	7/8
FJ3114-1210S	-10	12,7	0.50	1-1/16-12	61,8	2.43	39,4	1.55	10,3	0.41	1-1/4	1
FJ3114-1012S	-12	15,9	0.62	7/8-14	62,0	2.44	39,0	1.54	12,3	0.48	1	1
FJ3114-1212S	-12	15,9	0.62	1-1/16-12	61,8	2.43	39,4	1.55	12,7	0.5	1-1/4	1
FJ3114-1216S	-16	22,2	0.88	1-1/16-12	70,9	2.79	45,7	1.80	15,5	0.61	1-1/4	1-1/4
FJ3114-1616S	-16	22,2	0.88	1-5/16-12	70,3	2.77	45,3	1.78	19,8	0.77	1-1/2	1-1/4

## FJ3094

SAE 45° Female Swivel



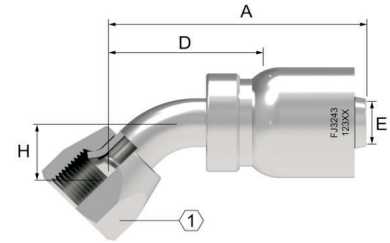
Catalog Number	Hose information			Dimensional Information								
	Hose Size	Hose I.D.		Thread size	Length (A)		Cut-off factor (D)		Hole ID (E)		Hex	
		DN	mm		in	mm	in	mm	in	mm	in	①
FJ3094-0404S	-4	4,8	0.19	7/16-20	47,8	1.88	28,0	1.10	3,5	0.14	9/16	7/16
FJ3094-0606S	-6	7,9	0.31	5/8-16	52,7	2.07	32,6	1.28	5,9	0.23	3/4	9/16
FJ3094-0806S	-6	7,9	0.31	3/4-16	54,4	2.14	34,3	1.35	5,9	0.23	7/8	11/16
FJ3094-0808S	-8	10,3	0.41	3/4-16	54,5	2.15	34,3	1.35	7,2	0.28	7/8	11/16
FJ3094-0810S	-10	12,7	0.50	3/4-16	58,3	2.30	35,8	1.41	9,6	0.38	7/8	7/8
FJ3094-1010S	-10	12,7	0.50	7/8-14	61,2	2.41	38,8	1.53	10,3	0.41	1	11/16
FJ3094-1012S	-12	15,9	0.62	7/8-14	68,3	2.69	36,3	1.43	12,7	0.50	1	1
FJ3094-1212S	-12	15,9	0.62	1-1/16-14	61,8	2.43	39,4	1.55	12,1	0.52	1-1/4	1

## FJ3243

Universal (SAE 37°, 45°) Female Swivel

**FJ3249** SAE 37° (JIC) Female Swivel

**FJ3246** SAE 45° Female Swivel



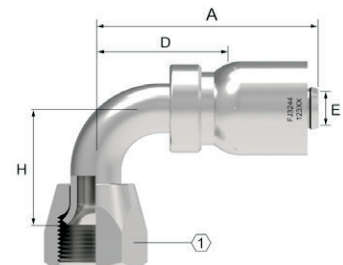
Catalog Number	Hose information			Dimensional Information									
	Hose Size	Hose I.D.		Thread size	Length (A)		Cut-off factor (D)		Hole ID (E)		Drop (H)		Hex
		DN	mm		in	mm	in	mm	in	mm	in	mm	
FJ3243-0808S	-8	10,3	0.41	3/4-16	58,4	2.30	40,2	1.58	7,2	0.28	14,0	0.55	7/8
FJ3243-0810S	-10	12,7	0.50	3/4-16	61,5	2.42	39,1	1.54	9,3	0.36	14,0	0.55	7/8
FJ3243-1010S	-10	12,7	0.50	7/8-14	63,5	2.50	41,1	1.62	10,3	0.41	16,0	0.63	1
FJ3243-1012S	-12	15,9	0.62	7/8-14	65,4	2.57	43,1	1.70	11,7	0.46	16,1	0.64	1
FJ3249-0606S	-6	7,9	0.31	9/16-18	49,3	1.94	29,2	1.15	5,9	0.23	9,9	0.39	11/16
FJ3249-0608S	-8	10,3	0.41	9/16-18	49,8	1.96	29,2	1.15	6,2	0.24	9,9	0.39	11/16
FJ3249-1210S	-10	12,7	0.50	1-1/16-12	71,6	2.82	49,3	1.94	10,3	0.41	19,6	0.77	1-1/4
FJ3249-1212S	-12	15,9	0.62	1-1/16-12	71,7	2.82	49,3	1.94	13,1	0.52	19,7	0.77	1-1/4
FJ3249-1616S	-16	22,2	0.88	1-5/16-12	85,7	3.38	60,7	2.39	19,3	0.76	27,1	1.07	1-1/2
FJ3246-0606S	-6	7,9	0.31	5/8-18	49,3	1.94	29,2	1.15	5,9	0.23	9,9	0.39	3/4
FJ3246-1212S	-12	15,9	0.62	1-1/16-14	71,7	2.82	49,3	1.94	13,1	0.52	19,7	0.77	1-1/4

## FJ3244

Universal (SAE 37°,45°) Female Swivel

**FJ3250** SAE 37° (JIC) Female Swivel

**FJ3247** SAE 45° Female Swivel



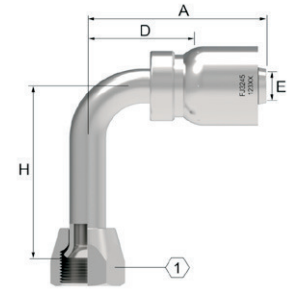
Catalog Number	Hose information			Dimensional Information									
	Hose Size	Hose I.D.		Thread size	Length (A)		Cut-off factor (D)		Hole ID (E)		Drop (H)		Hex
		DN	mm		in	mm	in	mm	in	mm	in	mm	
FJ3244-0404S	-4	4,8	0.19	7/16-20	40,9	1.61	21,1	0.83	3,5	0.14	17,3	0.68	9/16
FJ3244-0808S	-8	10,3	0.41	3/4-16	52,6	2.07	32,3	1.27	7,2	0.28	27,7	1.09	7/8
FJ3244-0810S	-10	12,7	0.50	3/4-16	55,1	2.17	32,9	1.29	9,3	0.37	27,7	1.09	7/8
FJ3244-1010S	-10	12,7	0.50	7/8-14	63,7	2.51	41,4	1.63	10,3	0.41	31,2	1.23	1
FJ3244-1012S	-12	15,9	0.62	7/8-14	66,1	2.60	43,4	1.71	11,7	0.46	31,2	1.23	1
FJ3250-0604S	-4	4,8	0.19	9/16-18	46,5	1.83	26,7	1.05	3,5	0.14	21,6	0.85	11/16
FJ3250-0606S	-6	7,9	0.31	9/16-18	46,7	1.84	26,7	1.05	5,9	0.23	21,6	0.85	11/16
FJ3250-0608S	-8	10,3	0.41	9/16-18	47,0	1.85	26,7	1.05	6,2	0.24	21,6	0.85	11/16
FJ3250-1212S	-12	15,9	0.62	1-1/16-12	70,6	2.78	48,3	1.90	13,1	0.52	46,2	1.82	1-1/4
FJ3250-1216S	-16	22,2	0.88	1-1/16-12	74,7	2.94	49,5	1.95	14,8	0.58	46,2	1.82	1-1/4
FJ3250-1616S	-16	22,2	0.88	1-5/16-12	80,9	3.19	55,9	2.20	19,3	0.76	60,8	2.39	1-1/2
FJ3247-0606S	-6	7,9	0.31	5/8-18	46,6	1.84	26,7	1.05	5,9	0.23	21,6	0.85	3/4
FJ3247-1212S	-12	15,9	0.62	1-1/16-14	70,6	2.78	48,3	1.90	13,1	0.52	46,2	1.82	1-1/4

## FJ3245

Universal (SAE 37°, 45°) Female Swivel

**FJ3251** SAE 37° (JIC) Female Swivel

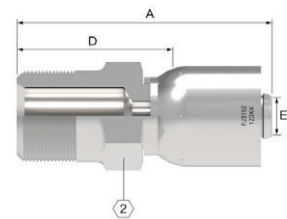
**FJ3248** SAE 45° Female Swivel



Catalog Number	Hose information			Dimensional Information									
	Hose Size	Hose I.D.		Thread size	Length (A)		Cut-off factor (D)		Hole ID (E)		Drop (H)		Hex
		DN	mm		in	mm	in	mm	in	mm	in	mm	
FJ3245-0404S	-4	4,8	0.19	7/16-20	40,9	1.61	21,1	0.83	3,5	0.14	45,7	1.80	9/16
FJ3245-0808S	-8	10,3	0.41	3/4-16	55,6	2.19	35,4	1.39	7,1	0.28	61,7	2.43	7/8
FJ3245-0810S	-10	12,7	0.50	3/4-16	58,4	2.30	36,0	1.42	9,3	0.37	61,7	2.43	7/8
FJ3245-1010S	-10	12,7	0.50	7/8-14	62,4	2.46	40,0	1.57	10,3	0.41	65,3	2.57	1
FJ3251-0606S	-6	7,9	0.31	9/16-18	46,8	1.84	26,7	1.05	5,9	0.23	55,3	2.18	11/16
FJ3251-1212S	-12	15,9	0.62	1-1/16-12	70,6	2.78	48,3	1.90	13,1	0.52	94,7	3.73	1-1/4
FJ3251-1616S	-16	22,2	0.88	1-5/16-12	80,9	3.19	55,9	2.20	19,3	0.76	116,4	4.58	1-1/4
FJ3248-0606S	-6	7,9	0.31	5/8-18	46,8	1.84	26,7	1.05	5,9	0.23	55,3	2.20	3/4
FJ3248-1212S	-12	15,9	0.62	1-1/16-14	70,6	2.78	48,3	1.90	12,7	0.5	94,7	3.73	1-1/4

## FJ3152

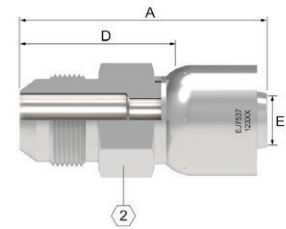
Male Pipe



Catalog Number	Hose information			Dimensional Information							
	Hose Size	Hose I.D.		Thread size	Length (A)		Cut-off factor (D)		Hole ID (E)		Hex
		DN	mm		in	mm	in	mm	in	mm	
FJ3152-0204S	-4	4,8	0.19	1/8-27	45,3	1.78	25,5	1.00	3,5	0.14	9/16
FJ3152-0404S	-4	4,8	0.19	1/4-18	46,9	1.85	27,0	1.06	3,5	0.14	9/16
FJ3152-0406S	-6	7,9	0.31	1/4-18	47,1	1.85	27,0	1.06	5,9	0.23	9/16
FJ3152-0606S	-6	7,9	0.31	3/8-18	47,1	1.85	27,0	1.00	5,9	0.23	11/16
FJ3152-0608S	-8	10,3	0.41	3/8-18	51,8	2.04	24,9	0.98	7,9	0.31	3/4
FJ3152-0808S	-8	10,3	0.41	1/2-14	54,6	2.15	34,4	1.35	7,2	0.28	7/8
FJ3152-0810S	-10	12,7	0.50	1/2-14	56,9	2.24	34,5	1.36	10,3	0.41	7/8
FJ3152-1210S	-10	12,7	0.50	3/4-14	62,7	2.47	35,1	1.38	9,9	0.39	1-1/16
FJ3152-0812S	-12	15,9	0.62	1/2-14	63,9	2.52	32,0	1.26	13,1	0.52	1
FJ3152-1212S	-12	15,9	0.62	3/4-14	56,9	2.24	34,5	1.36	13,1	0.52	1-1/8
FJ3152-1216S	-16	22,2	0.88	3/4-14	59,9	2.36	34,8	1.37	19,8	0.78	1-1/4
FJ3152-1616S	-16	22,2	0.88	1-11 1/2	66,3	2.61	41,3	1.63	19,8	0.78	1-3/8

## EJ7537

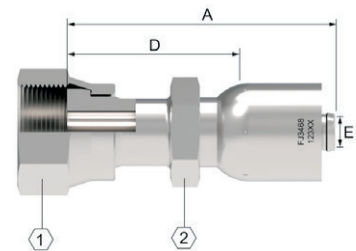
37° flare - Male Rigid



Catalog Number	Hose information			Dimensional Information								
	Hose Size	Hose I.D.		Thread size	Length (A)		Cut-off factor (D)		Hole ID (E)		Hex	
		DN	mm		in	mm	in	mm	in	mm		in
EJ7537-0606S	-6	7,9	0.31	9/16-18	50,8	2.00	30,8	1.21	5,9	0.23	②	
EJ7537-1212S	-12	15,9	0.62	1-1/16-12	66,0	2.60	43,7	1.72	12,7	0.50	1-1/8	
EJ7537-1616S	-16	22,2	0.88	1-5/16-12	73,2	2.88	48,2	1.90	16,5	0.65	1-3/8	

## FJ3468

ORS Female Swivel

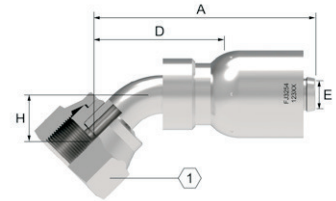


Catalog Number	Hose information			Dimensional Information								
	Hose Size	Hose I.D.		Thread size	Length (A)		Cut-off factor (D)		Hole ID (E)		Hex	
		DN	mm		in	mm	in	mm	in	mm	in	①
FJ3468-0404S	-4	4,8	0.19	9/16-18	46,6	1.83	26,8	1.05	3,5	0.14	11/16	9/16
FJ3468-0606S	-6	7,9	0.31	11/16-16	50,7	1.99	30,6	1.21	5,9	0.23	13/16	11/16
FJ3468-0806S	-6	7,9	0.31	13/16-16	54,7	2.15	34,6	1.36	5,9	0.23	15/16	13/16
FJ3468-0608S	-8	10,3	0.41	11/16-16	52,6	2.07	32,4	1.28	6,7	0.26	13/16	11/16
FJ3468-0808S	-8	10,3	0.41	13/16-16	54,8	2.16	34,6	1.36	7,2	0.28	15/16	13/16
FJ3468-0810S	-10	12,7	0.50	13/16-16	57,1	2.25	24,7	1.37	9,1	0.36	15/16	15/16
FJ3468-1010S	-10	12,7	0.50	1-14	59,6	2.34	37,2	1.46	10,3	0.41	1-1/8	15/16
FJ3468-1210S	-10	12,7	0.50	1-3/16-12	63,6	2.50	41,2	1.62	10,3	0.41	1-3/8	1-1/8
EJ9061-1012S	-12	15,9	0.62	1-14	62,9	2.48	40,5	1.59	13,1	0.52	1-1/8	1
FJ3468-1212S	-12	15,9	0.62	1-3/16-12	63,6	2.50	41,2	1.62	13,1	0.52	1-3/8	1-1/8
FJ3468-1216S	-16	22,2	0.88	1-3/16-12	72,3	2.85	47,3	1.86	13,9	0.55	1-3/8	1-1/4
FJ3468-1616S	-16	22,2	0.88	1-7/16-12	71,1	2.80	46,1	1.82	19,8	0.78	1-5/8	1-3/8



## FJ3254

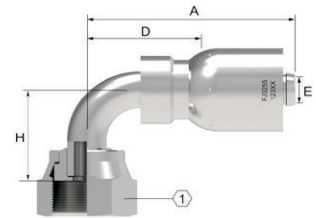
ORS Female Swivel



Catalog Number	Hose information			Dimensional Information									
	Hose Size	Hose I.D.		Thread size	Length (A)		Cut-off factor (D)		Hole ID (E)		Drop (H)		Hex
		DN	mm		in	mm	in	mm	in	mm	in	mm	
FJ3254-0404S	-4	4,8	0.19	9/16-18	46,6	1.83	26,8	1.05	3,5	0.14	11,2	0.44	11/16
FJ3254-0606S	-6	7,9	0.31	11/16-16	50,4	1.99	30,4	1.20	5,9	0.23	11,1	0.44	13/16
FJ3254-0608S	-8	10,3	0.41	11/16-16	51,2	2.02	31,0	1.22	7,2	0.28	11,4	0.45	13/16
FJ3254-0808S	-8	10,3	0.41	13/16-16	59,4	2.34	39,3	1.55	7,2	0.28	15,1	0.6	15/16
FJ3254-0810S	-10	12,7	0.50	13/16-16	62,2	2.45	39,9	1.57	9,3	0.36	15,0	0.59	15/16
FJ3254-1010S	-10	12,7	0.50	1-14	67,3	2.65	45,1	1.77	10,3	0.41	17,6	0.69	1-1/8
FJ3254-1210S	-10	12,7	0.50	1-3/16-12	74,0	2.91	51,6	2.03	10,3	0.41	21,6	0.85	1-3/8
FJ3254-1012S	-12	15,9	0.62	1-14	69,4	2.73	47,0	1.85	13,1	0.52	17,6	0.69	1-1/8
FJ3254-1212S	-12	15,9	0.62	1-3/16-12	73,2	2.88	50,8	2.00	13,1	0.52	21,1	0.83	1-3/8
FJ3254-1612S	-12	15,9	0.62	1-7/16-12	78,8	3.10	56,4	2.22	13,1	0.52	24,1	0.95	1-5/8
FJ3254-1616S	-16	22,2	0.88	1-7/16-12	82,7	3.25	57,7	2.27	19,3	0.73	24,1	0.95	1-5/8

## FJ3255 / EJ9061

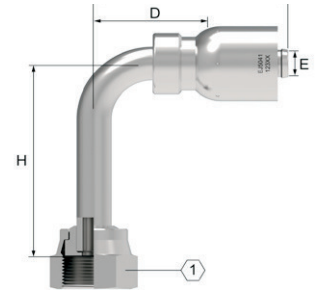
ORS Female Swivel



Catalog Number	Hose information			Dimensional Information									
	Hose Size	Hose I.D.		Thread size	Length (A)		Cut-off factor (D)		Hole ID (E)		Drop (H)		Hex
		DN	mm		in	mm	in	mm	in	mm	in	mm	
FJ3254-0404S	-4	4,8	0.19	9/16-18	40,9	1.61	21,1	0.83	3,5	0.14	21,4	0.84	11/16
FJ3254-0406S	-6	7,9	0.31	9/16-18	43,6	1.72	23,6	0.93	5,9	0.23	21,4	0.84	11/16
FJ3254-0606S	-6	7,9	0.31	11/16-16	46,7	1.84	26,7	1.05	5,9	0.23	23,1	0.91	13/16
FJ3254-0806S	-6	7,9	0.31	13/16-16	52,3	2.06	32,3	1.27	5,9	0.23	29,2	1.15	15/16
FJ3254-0608S	-8	10,3	0.41	11/16-16	47,2	1.86	27,2	1.07	6,1	0.24	23,5	0.93	13/16
FJ3254-0808S	-8	10,3	0.41	13/16-16	52,6	2.07	32,3	1.27	7,2	0.28	29,2	1.15	15/16
FJ3254-0810S	-10	12,7	0.50	13/16-16	55,4	2.18	33,1	1.30	9,3	0.37	29,7	1.17	15/16
FJ3254-1010S	-10	12,7	0.50	1-14	58,4	2.30	36,0	1.42	10,3	0.41	33,3	1.31	1-1/8
FJ3254-1210S	-10	12,7	0.50	1-3/16-12	71,0	2.80	48,6	1.91	10,3	0.41	48,9	1.93	1-3/8
FJ3254-1212S	-12	15,9	0.62	1-3/16-12	76,3	3.00	53,9	2.12	13,1	0.52	47,8	1.88	1-3/8
FJ3254-1612S	-12	15,9	0.62	1-7/16-12	77,3	3.04	54,9	2.16	12,7	0.5	54,6	2.15	1-5/8
FJ3254-1616S	-16	22,2	0.88	1-7/16-12	81,0	3.19	55,9	2.20	19,3	0.76	56,4	2.22	1-5/8
EJ9061-1012S	-12	15,9	0.62	1-14	60,3	2.37	37,9	1.49	11,7	0.46	33,3	1.31	1-1/8

## EJ5041

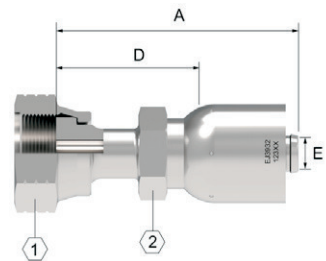
ORS Female Swivel



Catalog Number	Hose information			Dimensional Information									
	Hose Size	Hose I.D.		Thread size	Length (A)		Cut-off factor (D)		Hole ID (E)		Drop (H)		Hex
		DN	mm		in	mm	in	mm	in	mm	in	mm	
EJ5041-0606S	-6	7,9	0.31	11/16-16	50,3	1.98	30,2	1.19	5,9	0.23	54,4	2.14	13/16
EJ5041-1010S	-10	12,7	0.50	1-14	58,4	2.30	36,0	1.41	9,6	0.38	70,6	2.78	1-1/8
EJ5041-1616S	-16	22,2	0.88	1-7/16-12	81,4	3.20	56,2	2.21	16,5	0.65	114,9	4.52	1-5/8

## EJ3932

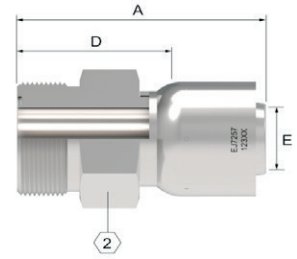
ORS Female Swivel



Catalog Number	Hose information			Dimensional Information									
	Hose Size	Hose I.D.		Thread size	Length (A)		Cut-off factor (D)		Hole ID (E)		Hex		
		DN	mm		in	mm	in	mm	in	mm	in	1	2
EJ3932-0606S	-6	7,9	0.31	11/16-16	50,8	2.00	30,7	1.21	5,9	0.23	22mm	11/16	
EJ3932-0808S	-8	10,3	0.41	13/16-16	54,8	2.16	34,6	1.36	7,2	0.28	24mm	13/16	
EJ3932-1010S	-10	12,7	0.50	1-14	59,6	2.35	37,2	1.46	9,6	0.38	30mm	15/16	
EJ3932-1212S	-12	15,9	0.62	1-3/16-16	63,6	2.50	41,2	1.62	12,7	0.50	36mm	1-1/8	

## EJ7257

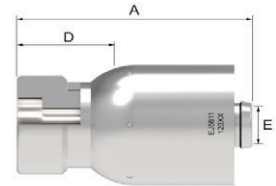
ORS Male



Catalog Number	Hose information			Dimensional Information							
	Hose Size	Hose I.D.		Thread size	Length (A)		Cut-off factor (D)		Hole ID (E)		Hex
		DN	mm		in	mm	in	mm	in	mm	
EJ7257-1616S	-16	22,2	0,88	1-7/16-12	66,8	2,63	41,8	1,64	19,8	0,78	1-1/2

## EJ5611

LifeSaver Braze Nipple & Socket



Catalog Number	Hose information			Tube Information		Dimensional Information					
	Hose Size	Hose I.D.		Tube O.D.		Length (A)		Cut-off factor (D)		Hole ID (E)	
		DN	mm	in	mm	in	mm	in	mm	in	mm
EJ5611-0606S	-6	7,9	0,31	9,6	0,38	34,1	1,34	14,0	0,55	5,9	0,23
EJ5611-0608S	-8	10,3	0,41	9,6	0,38	34,2	1,35	14,0	0,55	7,2	0,28
EJ5611-0808S	-8	10,3	0,41	12,8	0,50	34,2	1,35	14,0	0,55	7,2	0,28
EJ5611-0810S	-10	12,7	0,50	12,8	0,50	37,0	1,46	14,6	0,57	9,6	0,38
EJ5611-1010S	-10	12,7	0,50	16,0	0,63	37,0	1,46	14,6	0,57	9,6	0,38
EJ5611-1212S	-12	15,9	0,62	19,1	0,75	38,9	1,53	16,5	0,65	12,7	0,50
EJ5611-1616S	-16	22,2	0,88	25,5	1,00	42,8	1,69	17,8	0,70	16,5	0,65

## Ready to design machines with performance at their core? We can help.

Proven system performance starts with proven parts.

Our experienced team of development engineers will work alongside your team to design hydraulic systems that exceed expectations. To get started, contact one of our experts today.

Visit **Danfoss.com** or contact your Danfoss sales representative.

**Danfoss  
Power Solutions (US) Company**  
2800 East 13th Street  
Ames, IA 50010, USA  
Phone: +1 515 239 6000

**Danfoss  
Power Solutions GmbH & Co. OHG**  
Krokamp 35  
D-24539 Neumünster, Germany  
Phone: +49 4321 871 0

**Danfoss  
Power Solutions ApS**  
Nordborgvej 81  
DK-6430 Nordborg, Denmark  
Phone: +45 7488 2222

**Danfoss  
Power Solutions Trading  
(Shanghai) Co. Ltd.**  
Building #22, No. 1000 Jin Hai Rd  
Jin Qiao, Pudong New District  
Shanghai, China 201206  
Phone: +86 21 3418 5200

---

Danfoss can accept no responsibility for possible errors in catalogues, brochures and other printed material. Danfoss reserves the right to alter its products without notice. This also applies to products already on order provided that such alterations can be made without subsequential changes being necessary in specifications already agreed. All trademarks in this material are property of the respective companies. Danfoss and the Danfoss logotype are trademarks of Danfoss A/S. All rights reserved.

---