

ENGINEERING
TOMORROW

Danfoss

Global Master Catalog

Danfoss Steel Adapters



Choose your components wisely.


Expand the equation

As one of the most trusted brands for quality, dependability, and service, we're further evolving our steel adapter's portfolio to deliver you even greater options along the highest performing, most reliable adapters in the market. By merging the Aeroquip™ and Weatherhead™ adapters into one Danfoss-branded product line, you now have access to more adapter configurations - up to 35% more - to help meet your next design challenge.



One Danfoss-branded steel adapter product line with up to 35% more configurations.

Achieve operating pressures up to 50% more than SAE.



Discover the additional value of using an Danfoss system of products designed to work together to achieve even higher operating pressures. When Danfoss hoses are combined with Danfoss 1A, Z, or 4S/6S series fittings and Danfoss adapters, assemblies can perform up to 50% higher pressures than the SAE rating.

The Danfoss Assembly Advantage

Engineered to Exceed

Danfoss hose, fitting and adapter assembly, engineered with Danfoss equipment and crimp specs provides the ultimate in reliability and performance.



LESS LEAKS



LESS COST



LONG LIFE

The Dura-Kote edge

Danfoss adapters come with Dura-Kote plating, which gives you up to 1,000 hours of corrosion resistance. Dura-Kote is an innovative plating technology for steel adapters, offering more corrosive protection for longer life, lower replacement costs, and improved appearance. This corrosion protection decreases the likelihood of leaking, which means less equipment downtime and greater productivity.

650 hours salt spray • ASTM B117



In a 650 hours salt spray test Danfoss' family of components showed no corrosion migration in comparison to an assembly that combined a Danfoss fitting with competitor components. This test illustrates why it is so important to choose Danfoss components for your entire hose assembly.

Danfoss adapter **part numbers** made simple.

Finding and cross-referencing

Finding the new Danfoss adapter number is easy using the cross reference tool on

powersource.danfoss.com

Just type in the former Weatherhead and Aeroquip part numbers or competitive products to find the new Danfoss-branded part number.

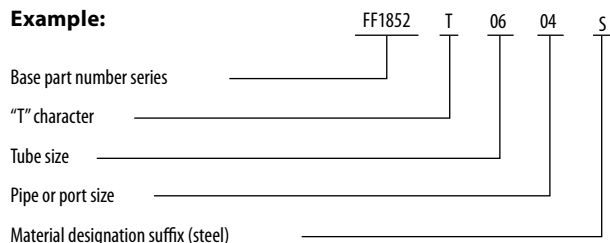


How to read Danfoss adapter part numbers

Adapter part numbers

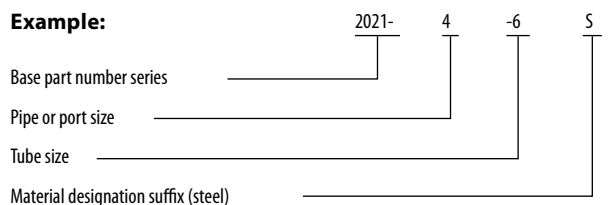
Adapter part numbers consist of a base number followed by a size designation. If the part number contains a "T" character between the base number and size designator, the first size designator signifies the tube size.

Example:



If the part number does not contain a "T" character between the base number and the size description, the first size designation signifies the port size.

Example:



How to order Danfoss adapters

Ordering adapters

Adapters are ordered using the complete part number as shown on the adapter pages.

2021
formerly
WH C5205X6

Example:

2021- 4 -6 S

Above example represents former Weatherhead part number C5205X6 for the new equivalent 2021 Danfoss series adapter.

Make sure you are following the guides shown on pages 27-28 as all adapter part numbers do not follow the same numbering logic.

Regardless of the job, Danfoss has the right products to meet the challenge every time.

Additional products available from Danfoss.



Danfoss Brass Adapters

Precision-machined, SAE-approved Danfoss brass adapters are manufactured out of durable UNS C36000 brass. This provides outstanding corrosion resistance for a variety of applications from air brake to hydraulic and pneumatic systems. Large, uniform wrench pad areas have standard dimensions for easy assembly and disassembly using standard open-end wrenches.

Some of the available brass adapters include:

- SAE 45° flare
- Pipe
- Air brake
- Polyline flareless
- Selfalign
- Drain cocks
- Valves
- Molded tube compression
- Plastic tubing
- And many more



Check out our complete portfolio of **Brass Adapters** found in our catalog located on Danfosspowersource.com

Literature number: **AF444058498934en-000101**




Danfoss STC Snap-To-Connect

Patented STC Snap-To-Connect products are threadless connectors that keep equipment up and running longer with simple, leak-free connections.

Danfoss has the broadest range of threadless connectors in the industry, and our patented STC technology excels in rigorous mobile applications in agriculture, construction, forestry, transportation, utility and lawn and turf. Because of their easy installation even in confined spaces, and virtually zero-leak performance (per SAE J1176), more than 25 million STC connections are currently in use worldwide.

STC benefits:

- Fast reliable one-hand connections requiring no assembly tools
- Eliminates cross-threading, over or undertorquing, and hose twisting
- Virtually zero leak performance
- Direct porting eliminates adapters to maximize cost savings
- Resists external contamination
- Allows easy disconnection with release tool



A full list of available **STC products** can be found in our catalog located on Danfosspowersource.com

Literature number: **AF444058468933en-000101**

Table of contents

Fluid connectors identification	6
Thread size chart	7
Non-threaded connections, American connections	8
German connections	12
French connections, British connections	14
Japanese connections	15
Thread engagement	17
Metric thread dimensions	18
Pressure performance	19
Hydraulic tubing	21
Recommended parallel connection assembly torque	22
ORS tube fittings, pipe threads and SAE 37° tube fittings ..	24
Adjustable SAE O-Ring boss assembly instructions	26
How to read adapter part numbers	
How to order ORS adapters and tube fittings	27
How to order Conversion adapters BSPP/BSPT	28

Section A	
ORS Adapters	29
Section B	
SAE 37 Adapters	51
Section C	
NPTF/NPSM adapters	100
Section D	
SAE ORB Adapters	123
Section E	
BSPP/BSPT Adapters	127
Section F	
Metric Adapters	136
Section G	
SAE 45 Adapters	138
Section H	
Code 61/62 Adapters	141
Section I	
Ermeto Adapters	156

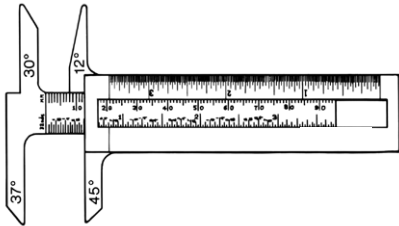
Danfoss Steel Adapter Catalog

Fluid connectors identification

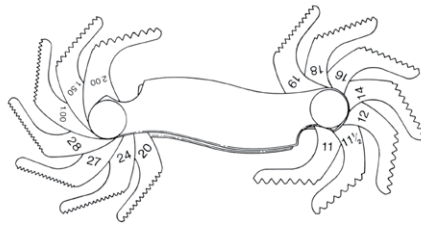
Measuring Tools: A seat angle gauge, thread pitch gauge and an I.D./O.D. caliper are necessary to make accurate measurements of commonly used connectors. Danfoss offers a unique new caliper than offers the capabilities of both a caliper and a seat angle gauge in one unit.

FT1341

Identification Tool Kit

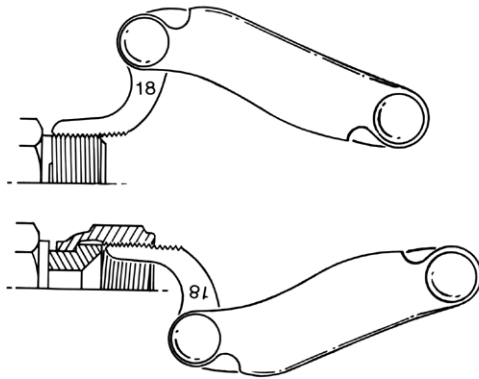


I.D./O.D. Angle gauge caliper

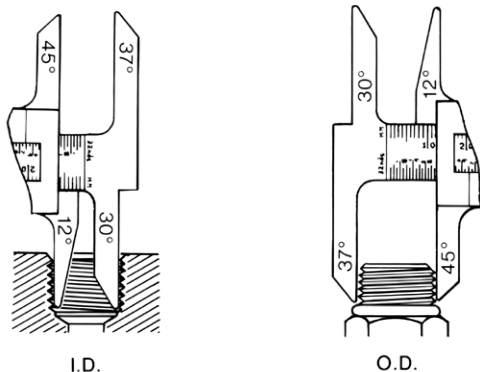


Thread pitch gauge

How to measure threads



Use a thread pitch gauge to determine the number of threads per inch or the distance between threads in metric connections. Place the gauge on the threads until the fit is snug. Match the measurement to the charts.



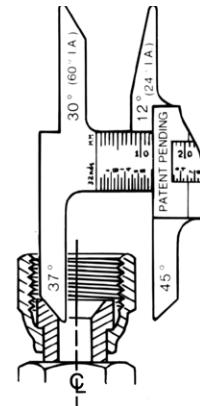
I.D.

O.D.

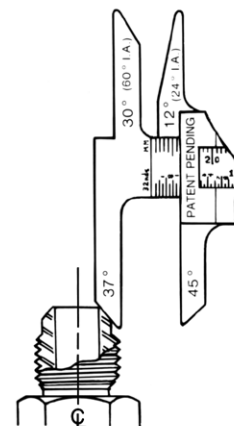
Measure the thread diameter with an I.D./O.D. caliper as shown. Match the measurements to the charts.

How to measure sealing surface angles

Female connections are usually measured by inserting the gauge into the connection and placing it on the sealing surface. If the centerlines of the connection and gauge are parallel, the correct angle has been determined.



Male flare type connectors are usually measured by placing the gauge on the sealing surface. If the centerlines of the connection and gauge are parallel, the correct angle has been determined.



Danfoss Steel Adapter Catalog

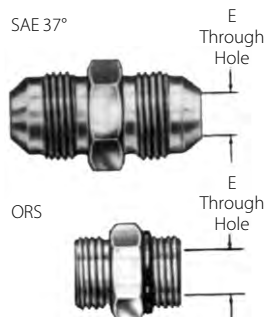
Thread size chart

The following chart is intended as a quick reference guide for thread size by dash size.

Dash size	N.P.T.F.	N.P.S.M. approx. dia.	SAE 45° auto. refrig.	SAE 37° (J.I.C.) hydraulic	SAE O-Ring boss	P.T.T. 30° automotive	SAE invert. flare	ORS
-02	1/8-27	1/8-27	5/16-24	5/16-24	5/16-24	-	5/16-24	-
-03	-	-	3/8-24	3/8-24	3/8-24	-	3/8-24	-
-04	1/4-18	1/4-18	7/16-20	7/16-20	7/16-20	-	7/16-24	9/16-18
-05	-	-	1/2-20	1/2-20	1/2-20	-	1/2-20	-
-06	3/8-18	3/8-18	5/8-18	9/16-18	9/16-18	-	5/8-18	11/16-16
-07	-	-	11/16-24	-	-	-	11/16-18	-
-08	1/2-14	1/2-14	3/4-16	3/4-16	3/4-16	-	3/4-18	13/16-16
-10	-	-	7/8-14	7/8-14	7/8-14	-	7/8-18	1-14
-12	3/4-14	3/4-14	1 1/16-14	1 1/16-12	1 1/16-12	-	1 1/16-16	1 3/16-12
-14	-	-	-	1 3/16-12	1 3/16-12	-	-	-
-16	1-11 1/2	1-11 1/2	-	1 5/16-12	1 5/16-12	1 5/16-14	-	1 7/16-12
-20	1 1/4-11 1/2	1 1/4-11 1/2	-	1 5/8-12	1 5/8-12	1 5/8-14	-	1 11/16-12
-24	1 1/2-11 1/2	1 1/2-11 1/2	-	1 7/8-12	1 7/8-12	1 7/8-14	-	2-12
-32	2-11 1/2	2-11 1/2	-	2 1/2-12	2 1/2-12	2 1/2-12	-	-
-40	2 1/2-8	2 1/2-8	-	3-12	3-12	-	-	-
-48	3-8	3-8	-	3 1/2-12	3 1/2-12	-	-	-

Through hole dimensions

All dimensions are nominal. In jump size bodies, the minimum through hole dimensions will correspond to the smallest dash size.



Dash size	E through hole			
	SAE 37°		ORS	
	mm	in	mm	in
-03	3,0	0.12	-	-
-04	4,3	0.17	4,3	0.17
-05	5,8	0.23	-	-
-06	7,6	0.30	6,6	0.26
-08	9,9	0.39	9,7	0.38
-10	12,2	0.48	12,2	0.48
-12	15,5	0.61	15,5	0.61
-16	21,3	0.84	20,6	0.81
-20	25,8	1.08	26,1	1.03
-24	33,3	1.31	32,0	1.26
-32	45,2	1.78	-	-

Non-threaded connections, American connections

How to measure non-threaded connections

Four bolt flange

First measure the port hole diameter using the caliper. Next, measure the longest bolt hole spacing from center-to-center or measure the flange head diameter.

Staplok

Measure the male diameter with the O.D. portion of the caliper. Measure the female half by inserting the I.D. portion of the caliper into the through hole.

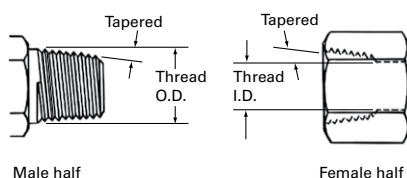
Dash numbers

Most fluid piping system sizes in the United States are measured by dash numbers. These are universally used abbreviations for the size of the component expressed as the numerator of the fraction

with the denominator always being 16. For example, a -04 port is 4/16 or 1/4-inch. Dash numbers are usually nominal (in name only) and are abbreviations that make ordering of components easier.

American connections

NPTF (National pipe tapered fuel)



This connection is still widely used in fluid power systems, even though it is not recommended by the National Fluid Power Association (NFPA) for use in hydraulic applications. The thread is

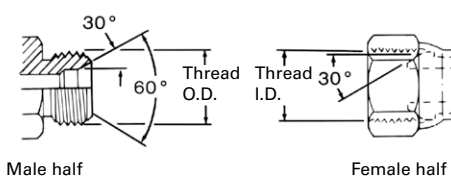
tapered and the seal takes place by deformation of the threads.

NPTF threads

Measure thread diameter and subtract 1/4-inch to find the nominal pipe size.

Inch size	Dash size.	Nominal thread size	Male thread O.D. inch		Female thread I.D. inch	
			Fract.	Dec.	Fract.	Dec.
1/8	02	1/8-27	13/32	0.41	3/8	0.38
1/4	04	1/4-18	17/32	0.54	1/2	0.49
3/8	06	3/8-18	11/16	0.68	5/8	0.63
1/2	08	1/2-14	27/32	0.84	25/32	0.77
3/4	12	3/4-14	1 1/16	1.05	1	0.98
1	16	1-11 1/2	1 5/16	1.32	1 1/4	1.24
1 1/4	20	1 1/4-11 1/2	1 21/32	1.66	1 19/32	0.58
1 1/2	24	1 1/2-11 1/2	1 29/32	1.90	1 13/16	1.82
2	32	2-11 1/2	2 3/8	2.38	2 5/16	2.30

NPSM (National pipe straight mechanical)



This connection is sometimes used in fluid power systems. The female half has a straight thread and an inverted 30° seat. The male half of the connection has a straight thread and a 30° internal chamfer. The seal takes place by compression of the 30° seat on the chamfer. The threads hold the

connection mechanically.

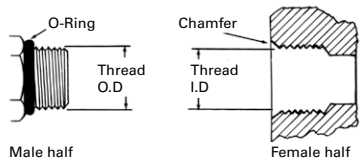
NOTE A properly chamfered NPTF male will also seal with the NPSM female.

NPSM threads

Inch size	Dash size.	Nominal thread size	Male thread O.D. inch		Female thread I.D. inch	
			Fract.	Dec.	Fract.	Dec.
1/8	02	1/8-27	13/32	0.41	3/8	0.38
1/4	04	1/4-18	17/32	0.54	1/2	0.49
3/8	06	3/8-18	11/16	0.68	5/8	0.63
1/2	08	1/2-14	27/32	0.84	25/32	0.77
3/4	12	3/4-14	1 1/16	1.05	1	0.98
1	16	1-11 1/2	1 5/16	1.32	1 1/4	1.24
1 1/4	20	1 1/4-11 1/2	1 21/32	1.66	1 19/32	0.58
1 1/2	24	1 1/2-11 1/2	1 29/32	1.90	1 13/16	1.82
2	32	2-11 1/2	2 3/8	2.38	2 5/16	2.30

American connections

SAE J1926 straight thread O-Ring boss (ORB)

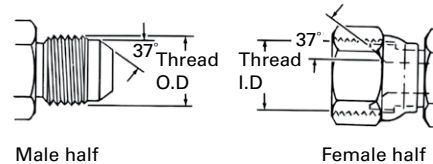


This port connection is recommended by the NFPA for optimum leakage control in medium and high pressure hydraulic systems. The male connector has a straight thread and an O-Ring. The female port has a straight thread, a machined surface

(minimum spotface) and a chamfer to accept the O-Ring. The seal takes place by compressing the O-Ring into the chamfer. The threads hold the connection mechanically.

Inch size	Dash size.	Nominal thread size	Male thread O.D. inch		Female thread I.D. inch	
			Fract.	Dec.	Fract.	Dec.
1/8	02	5/16-24	5/16	0.31	9/32	0.27
3/16	03	3/8-24	3/8	0.38	11/32	0.34
1/4	04	7/16-20	7/16	0.44	13/32	0.39
5/16	05	1/2-20	1/2	0.50	15/32	0.45
3/8	06	9/16-18	9/16	0.56	17/32	0.51
1/2	08	3/4-16	3/4	0.75	3/4	0.69
5/8	10	7/8-14	7/8	0.88	13/16	0.81
3/4	12	1 1/16-12	1 1/16	1.06	1	0.98
7/8	14	1 3/16-12	1 3/16	1.19	1 1/8	1.13
1	16	1 5/16-12	1 5/16	1.31	1 1/4	1.23
1 1/4	20	1 5/8-12	1 5/8	1.63	1 9/16	1.54
1 1/2	24	1 7/8-12	1 7/8	1.88	1 13/16	1.79
2	32	2 1/2-12	2 1/2	2.50	2 7/16	2.42

SAE 37° J514 hydraulic

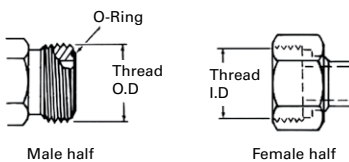


This connection is very common in fluid power systems. Both the male and female halves of the connections have SAE 37° seats. The seal takes place by establishing a line contact between the male flare and the female cone seat. The threads hold the connection mechanically.

Caution: In the -02, -03, -04, -05, -08 and -10 sizes, the threads of the SAE 45° flare and the SAE 37° flare are the same. However, the sealing surface angles are not the same.

Inch size	Dash size.	Nominal thread size	Male thread O.D. inch		Female thread I.D. inch	
			Fract.	Dec.	Fract.	Dec.
1/8	02	5/16-24	5/16	0.31	9/32	0.27
3/16	03	3/8-24	3/8	0.38	11/32	0.34
1/4	04	7/16-20	7/16	0.44	13/32	0.39
5/16	05	1/2-20	1/2	0.50	15/32	0.45
3/8	06	9/16-18	9/16	0.56	17/32	0.51
1/2	08	3/4-16	3/4	0.75	3/4	0.69
5/8	10	7/8-14	7/8	0.88	13/16	0.81
3/4	12	1 1/16-12	1 1/16	1.06	1	0.98
7/8	14	1 3/16-12	1 3/16	1.19	1 1/8	1.13
1	16	1 5/16-12	1 5/16	1.31	1 1/4	1.23
1 1/4	20	1 5/8-12	1 5/8	1.63	1 9/16	1.54
1 1/2	24	1 7/8-12	1 7/8	1.88	1 13/16	1.79
2	32	2 1/2-12	2 1/2	2.50	2 7/16	2.42

ORS SAE J1453 O-Ring face seal



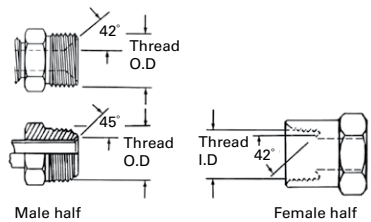
This connection offers the very best leakage control available today. The male connector has a straight thread and an O-Ring in the face. The female has a straight thread and a machined flat face.

The seal takes place by compressing the O-Ring onto the flat face of the female, similar to the split flange type fitting. The threads hold the connection mechanically.

Inch size	Dash size.	Nominal thread size	Male thread O.D. inch		Female thread I.D. inch	
			Fraction	Decimal	Fraction	Decimal
1/4	04	9/16-18	9/16	0.56	17/32	0.51
3/8	06	11/16-16	11/16	0.69	5/8	0.63
1/2	08	13/16-16	13/16	0.82	3/4	0.75
5/8	10	1-14	1	1.00	15/16	0.93
3/4	12	1 3/16-12	1 3/16	1.19	1 1/8	1.11
1	16	1 7/16-12	1 7/16	1.44	1 3/8	1.36
1 1/4	20	1 11/16-12	1 11/16	1.69	1 5/8	1.61
1 1/2	24	2-12	2	2.00	1 15/16	1.92

American connections

SAE J512 inverted flare

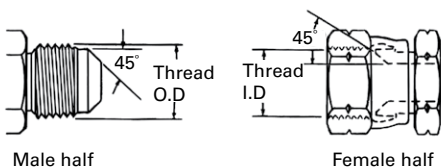


This connection is frequently used in automotive systems. The male connector can either be a 45° flare in the tube fitting form or a 42° seat in the machined adapter form.

The female has a straight thread with a 42° inverted flare. The seal takes place on the flared surfaces. The threads hold the connection mechanically.

Inch size	Dash size.	Nominal thread size	Male thread O.D. inch		Female thread I.D. inch	
			Fract.	Dec.	Fract.	Dec.
1/8	02	5/16-24	5/16	0.32	9/32	0.28
3/16	03	3/8-24	3/8	0.38	11/32	0.34
1/4	04	7/16-24	7/16	0.44	13/32	0.40
5/16	05	1/2-20	1/2	0.50	15/32	0.45
3/8	06	5/8-18	5/8	0.63	9/16	0.57
7/16	07	11/16-18	11/16	0.69	5/8	0.63
1/2	08	3/4-18	3/4	0.75	23/32	0.70
5/8	10	7/8-18	7/8	0.88	13/16	0.82
3/4	12	1 1/16-16	1 1/16	1.06	1	1.00

SAE J512 45°



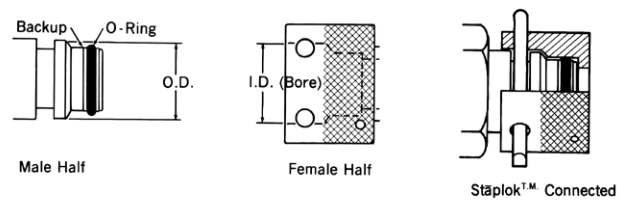
This connection is commonly used in refrigeration, automotive and truck piping systems. The connector is frequently made of brass. Both the male and female connectors have 45° seats. The seal takes place between the male flare the female cone seat. The threads hold the connection

mechanically.

Caution: In the -02, -03, -04, -05, -08 and -10 sizes, the threads of the SAE 45° flare and the SAE 37° flare are the same. However, the sealing surface angles are not the same.

Inch size	Dash size	Nominal thread size	Male thread O.D. inch		Female thread I.D. inch	
			Fract.	Dec.	Fract.	Dec.
1/8	02	5/16-24	5/16	0.31	9/32	0.27
3/16	03	3/8-24	3/8	0.38	11/32	0.34
1/4	04	7/16-20	7/16	0.44	13/32	0.39
5/16	05	1/2-20	1/2	0.50	15/32	0.45
3/8	06	5/8-18	5/8	0.63	9/16	0.57
1/2	08	3/4-16	3/4	0.75	11/16	0.69
5/8	10	7/8-14	7/8	0.88	13/16	0.81
3/4	12	1 1/16-14	1 1/16	1.06	1	0.99
7/8	14	1 1/4-12	1 1/4	1.25	1 5/32	1.16
1	16	1 3/8-12	1 3/8	1.38	1 9/32	1.29

Staplok (SAE J1467)



This is a radial O-Ring seal connection developed in Germany and commonly used for hydraulic application in underground mines. The male contains an exterior O-Ring and backup ring, plus a groove to accept the "staple". The female has a smooth bore

with two holes for the staple. A "U" shaped retaining clip or staple is inserted through the two holes, passing through the groove in the male to lock the connection together. The seal takes place by contact between the O-Ring in the male and the smooth bore of the female.

Inch size	Dash size.	Nominal thread size	Male thread O.D. inch		Female thread I.D. inch	
			Fraction	Decimal	Fraction	Decimal
1/4	04	-	9/32	0.586	1 9/32	0.597
3/8	06	-	25/32	0.783	51/64	0.794
1/2	08	-	15/16	0.940	61/64	0.951
3/4	12	-	1 9/64	1.137	1 9/64	1.148
1	16	-	1 17/32	1.529	1 35/64	1.540
1 1/4	20	-	1 13/16	1.806	1 13/16	1.817
1 1/2	24	-	2 5/32	2.163	2 11/64	2.174
2	32	-	2 33/64	2.517	2 17/32	2.528

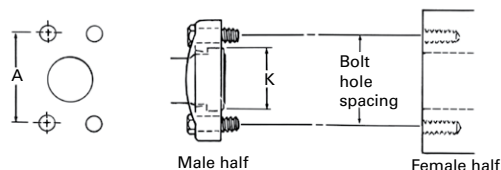
Danfoss Steel Adapter Catalog

American connections

How to measure 4-Bolt Flange

First measure the port hole diameter using the caliper. Next, measure the longest bolt hole spacing from center-to-center (Dimension "A") or measure the flanged head diameter.

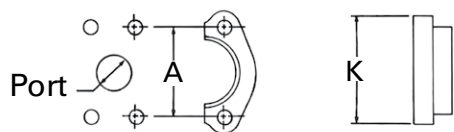
SAE J518 Code 61/62 4-Bolt Flange*



This connection is commonly used in fluid power systems. There are two pressure ratings. Code 61 is referred to as the "standard" series and Code 62 is the "6000 psi" series. The design concept for both series is the same, but the bolt hole spacing and flanged head diameters are larger for the higher pressure, Code 62 connection. The female (port) is an unthreaded hole with four bolt holes in a rectangular pattern around the port. The male consists of a flanged head, grooved for an O-Ring, and either a captive flange or split flange halves with bolt holes to match the port. The

seal takes place on the O-Ring, which is compressed between the flanged head and the flat surface surrounding the port. The threaded bolts hold the connection together.

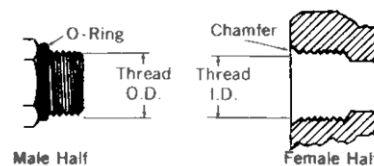
* SAE J518, JIS B 8363, ISO/DIS 6162 and DIN 20066 are interchangeable, except for bolt sizes.



Inch Size (dash size)	Port hole I.D. inch (frac. dec.)	Bolt dimension inch		Bolt hole spacing "A" inch (dec.)		Flanged head dia. "K" inch (dec.)	
		Cd. 61	Cd. 62	Cd. 61	Cd. 62	Cd. 61	Cd. 62
1/2 (08)	1/2 (0.50)	5/16-18x1-1/4	5/16-18x1-1/4	1-1/2 (1.50)	1-19/32 (1.59)	1-3/16 (1.19)	1-1/4 (1.25)
3/4 (12)	3/4 (0.75)	3/8-16x1-1/4	3/8-16x1-1/2	1-7/8 (1.88)	2.00 (2.00)	1-1/2 (1.50)	1-5/8 (1.63)
1.00 (16)	1.00 (1.00)	3/8-16x1-1/4	7/16-14x1-3/4	2-1/16 (2.06)	2 1/4 (2.25)	1-3/4 (1.75)	1-7/8 (1.88)
1-1/4 (20)	1-1/4 (1.25)	7/16-14x1-1/2	1/2-13x1-3/4	2-5/16 (2.31)	2-5/8 (2.63)	2.00 (2.00)	2-1/8 (2.13)
1-1/2 (24)	1-1/2 (1.50)	1/2-13x1-1/2	5/8-11x2-1/4	2-3/4 (2.75)	3-1/8 (3.12)	2-3/8 (2.38)	2-1/2 (2.50)
2.00 (32)	2.00 (2.00)	1/2-13x1-1/2	3/4-10x2-3/4	3-1/16 (3.06)	3-13/16 (3.81)	2-13/16 (2.81)	3-1/8 (3.12)

ISO connections

ISO 6149 Port and Stud Ends with ISO 261 Threads and O-Ring Seal



This port connection is similar to the SAE J514 Straight Thread O-Ring Boss (ORB). The major difference is that this connection uses metric threads. The male connector has a straight thread and an O-Ring. The female port has a straight thread, a machined surface (minimum spotface) and a chamfer to accept

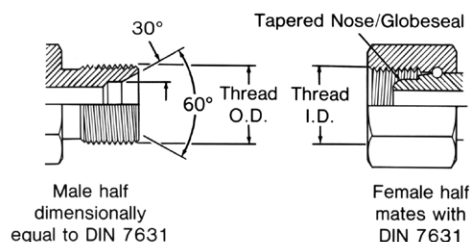
the O-Ring. The seal takes place by compressing the O-Ring into the chamfer. The threads hold the connection mechanically.

Metric thread	Male thread O.D.	Female thread I.D.
	mm	mm
M8 x 1	8	7
M10 x 1	10	9
M12 x 1,5	12	10,5
M14 x 1,5*	14	12,5
M16 x 1,5	16	14,5
M18 x 1,5	18	16,5
M22 x 1,5	22	20,5
M27 x 2	27	25
M33 x 2	33	31
M42 x 2	42	40
M48 x 2	48	46
M60 x 2	60	58

* M14 x 1,5: Recommended for diagnostic port application.

German connections

Metric 30° (DIN 7631)



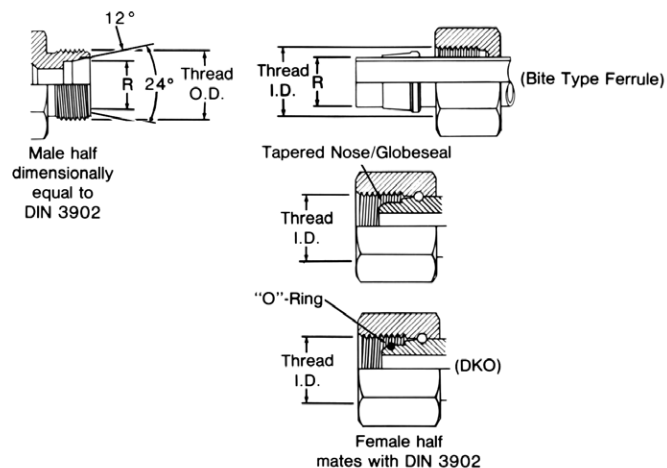
This connection is frequently used in hydraulic systems. The male has a straight metric thread and a 60° (included angle) recessed cone. The female has a straight thread and a tapered Nose/Globeseal seat. The seal takes place

by contact between the cone of the male and the nose of the tapered Nose/Globeseal flareless swivel.

The threads hold the connection mechanically.

Use with pipe/tube O.D.		Metric thread size	Male thread O.D.		Female thread I.D.	
mm	in		mm	in	mm	in
6	0.24	M12 x 1.5	12	0.47	10,5	0.41
8	0.32	M14 x 1.5	14	0.55	12,5	0.49
10	0.39	M16 x 1.5	16	0.63	14,5	0.57
12	0.47	M18 x 1.5	18	0.71	16,5	0.65
15	0.59	M22 x 1.5	22	0.87	20,5	0.81
18	0.71	M26 x 1.5	26	1.02	24,5	0.96
22	0.87	M30 x 1.5	30	1.18	28,5	1.12
28	1.10	M38 x 1.5	38	1.50	36,5	1.44
35	1.38	M45 x 1.5	45	1.77	43,5	1.71
42	1.65	M52 x 1.5	52	2.04	50,5	1.99

Metric 24° (DIN 3902)



This connection style consists of a common male and three different female halves. The male has a straight metric thread, a 24° included angle and a recessed counterbore that matches the tube O.D. used with it. The female may be a tube, nut and ferrule, a tapered

nose/Globeseal flareless swivel or a tapered Nose/Globeseal flareless swivel with an O-Ring in the Nose (DKO type).

Tube O.D. "R" Dim. l.Rh.*		Tube O.D. "R" Dim. s.Rh.†		Metric thread Size	Male thread O.D.		Female thread I.D.	
mm	in.	mm	in		mm	in	mm	in
6	0.24	-	-	M12 x 1.5	12	0.47	10.5	0.41
8	0.32	6	0.24	M14 x 1.5	14	0.55	12.5	0.49
10	0.39	8	0.32	M16 x 1.5	16	0.63	14.5	0.57
12	0.47	10	0.39	M18 x 1.5	18	0.71	16.5	0.65
-	-	12	0.47	M20 x 1.5	20	0.78	18.5	0.73
15	0.59	14	0.55	M22 x 1.5	22	0.87	20.5	0.81
-	-	16	0.63	M24 x 1.5	24	0.94	22.5	0.89
18	0.71	-	-	M26 x 1.5	26	1.02	24.5	0.96
22	0.87	20	0.78	M30 x 2.0	30	1.18	28	1.11
28	1.10	25	0.98	M36 x 2.0	36	1.41	34	1.34
-	-	30	1.18	M42 x 2.0	42	1.65	40	1.57
35	1.38	-	-	M45 x 2.0	45	1.77	43	1.70
42	1.65	38	1.50	M52 x 2.0	52	2.04	50	1.97

*l.Rh. is a light duty system.

†s.Rh. is a heavy duty system.

German connections

DIN 3852 Male connectors and female ports

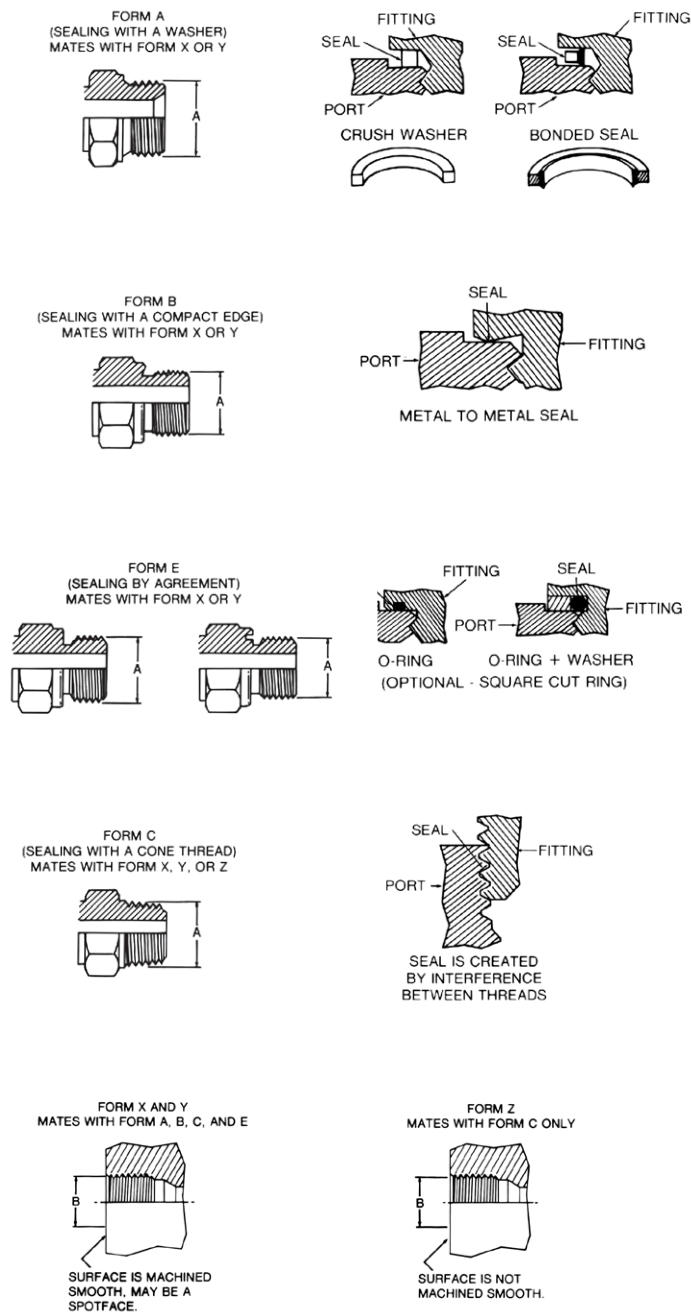
Metric (DIN 3852) threads

Metric thread	Male thread O.D. "A"		Female thread I.D. "B"	
	mm	(in)	mm	(in)
M12 x 1.5	12	0.47	10,5	0.41
M14 x 1.5	14	0.55	12,5	0.49
M16 x 1.5	16	0.63	14,5	0.57
M18 x 1.5	18	0.71	16,5	0.65
M20 x 1.5	20	0.78	18,5	0.73
M22 x 1.5	22	0.87	20,5	0.81
M24 x 1.5	24	0.94	22,5	0.89
M26 x 1.5	26	1.02	24,5	0.96
M27 x 2	27	1.06	25	0.98
M30 x 1.5	30	1.18	28,5	1.12
M30 x 2	30	1.18	28	1.10
M33 x 2	33	1.30	31	1.22
M36 x 1.5	36	1.41	34,5	1.36
M36 x 2	36	1.41	34	1.33
M38 x 1.5	38	1.49	36,5	1.43
M38 x 2	38	1.49	36	1.41
M42 x 1.5	42	1.65	40,5	1.60
M42 x 2	42	1.65	40	1.57
M45 x 1.5	45	1.77	43,5	1.71
M45 x 2	45	1.77	43	1.69
M48 x 1.5	48	1.89	46,5	1.83
M48 x 2	48	1.89	46	1.81
M52 x 1.5	52	2.04	50,5	1.89
M52 x 2	52	2.04	50	1.97

For DIN 3852 Whitworth pipe thread dimensions, see BSPT/BSPP dimensions. They are the same.

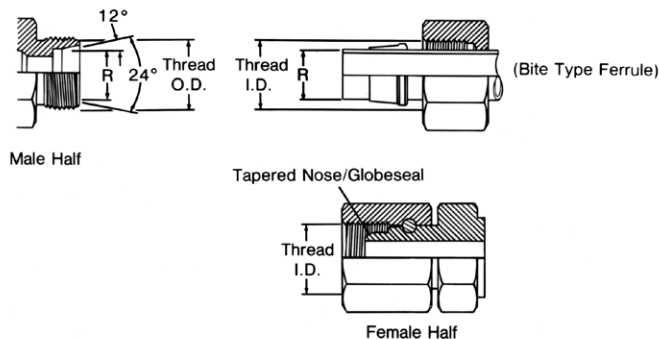
How the seal works

This DIN is controlled by Germany, but other countries may use it as a reference for their connector and port designs. The chart below illustrates the various forms and how they seal.



French connections

Millimetrique and GAZ series



This connection consists of a common male and two different females. The millimetric series is used with whole number

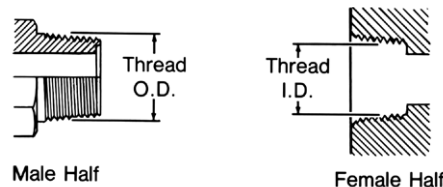
metric O.D. tubing and the GAZ Series is used with fractional number metric O.D. pipe size tubing.

Millimetric and GAZ threads

Tubing O.D. "R" dim.		"Gaz" pipe O.D. R" dim.		Metric thread	Male Thread O.D. "A"		Female Thread I.D. "B"	
mm	in	mm	in		mm	in	mm	in
6	0.24	-	-	M12 x 1.5	12	0.47	11	0.43
8	0.32	-	-	M14 x 1.5	14	0.55	12.5	0.49
10	0.39	-	-	M16 x 1.5	16	0.63	14.5	0.57
12	0.47	-	-	M18 x 1.5	18	0.71	16.5	0.65
14	0.55	13.25	0.52	M20 x 1.5	20	0.78	18.5	0.73
15	0.59	-	-	M22 x 1.5	22	0.87	20.5	0.81
16	0.63	16.75	0.66	M24 x 1.5	24	0.94	22.5	0.89
18	0.71	-	-	M27 x 1.5	27	1.06	25.5	1.00
22	0.87	21.25	0.83	M30 x 1.5	30	1.18	28.5	1.12
25	0.98	-	-	M33 x 1.5	33	1.30	31.5	1.24
28	1.10	26.75	1.05	M36 x 1.5	36	1.41	34.5	1.36
30	1.18	-	-	M39 x 1.5	39	1.54	37.5	1.48
32	1.25	-	-	M42 x 1.5	42	1.65	40.5	1.60
35	1.38	33.50	1.32	M45 x 1.5	45	1.77	43.5	1.71
38	1.50	-	-	M48 x 1.5	48	1.89	46.5	1.83
40	1.57	42.25	1.66	M52 x 1.5	52	2.04	50.5	1.99
45	1.77	-	-	M54 x 2.0	54	2.12	52	2.05
-	-	48.25	1.90	M58 x 2.0	58	2.28	55	2.16

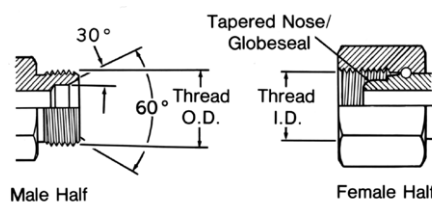
British connections

British standard pipe (BSP/BSPP/BSPT)



This BSPT (tapered) connection is similar to the NPT, except that the thread pitches are different in most sizes, and the thread form and O.D.s are close but not the same.

Sealing is accomplished by thread distortion. A thread sealant is recommended.



The BSP (parallel) male is similar to the NPSM male except the thread pitches are different in most sizes.

The female swivel BSPP has a tapered nose/Globeseal flareless swivel which seals on the cone seat of the male.

BSPT/BSPP threads

Inch size	Dash size	Nominal thread size	Male thread O.D.		Female thread I.D.	
			fraction	decimal	fraction	decimal
1/8	02	1/8-28	3/8	0.38	11/32	0.35
1/4	04	1/4-19	33/64	0.52	15/32	0.47
3/8	06	3/8-19	21/32	0.65	19/32	0.60
1/2	08	1/2-14	13/16	0.82	3/4	0.75
5/8	10	5/8-14	7/8	0.88	13/16	0.80
3/4	12	3/4-14	1 1/32	1.04	31/32	0.97
1	16	1-11	1 5/16	1.30	1 7/32	1.22
1 1/4	20	1 1/4-11	1 21/32	1.65	1 9/16	1.56
1 1/2	24	1 1/2-11	1 7/8	1.88	1 25/32	1.79
2	32	2-11	2 11/32	2.35	2 1/4	2.26

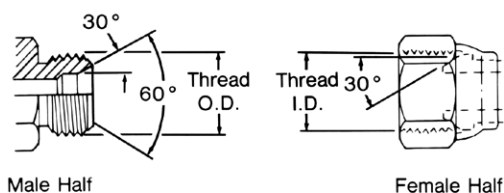
*Frequently, the thread size is expressed as a fractional dimension preceded by the letter "G" or the letter "R". The "G" represents a parallel thread and the "R" indicates a tapered thread. For example, BSPP 3/8-19 may be expressed as G 3/8, and BSPT 3/8-19 may be expressed as R3/8.

Danfoss Steel Adapter Catalog

Japanese connections

JIS 30° male inverted seat, parallel pipe threads

(Threads per JIS B 0202)



Male Half

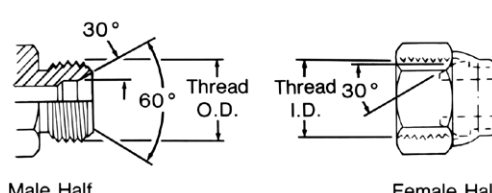
Female Half

The JIS parallel is similar to the BSPP connection. The JIS parallel

thread and the BSPP connection are interchangeable.

JIS 30° male inverted seat, parallel pipe threads

(Threads per JIS B 0207)



Male Half

Female Half

The JIS parallel (metric) is the same as the JIS parallel (PF), except for the

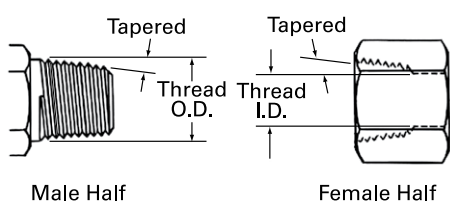
thread difference.

Inch size	Dash size	Nominal thread size (similar to BSPP)	Male thread O.D.		Female thread O.D.	
mm	mm	-	fract.	mm	fract.	mm
1/4	6 (04)	1/4-19	33/64	13.2	15/32	11.9
3/8	9 (06)	3/8-19	21/32	16.7	19/32	15.3
1/2	12 (08)	1/2-14	13/16	21.0	3/4	19.2
3/4	19 (12)	3/4-14	1 1/32	26.4	31/32	24.6
1	25 (16)	1-11	1 5/16	33.3	1 7/32	30.9
1 1/4	32 (20)	1 1/4-11	1 21/32	41.9	1 9/16	39.6
1 1/2	38 (24)	1 1/2-11	1 7/8	47.8	1 25/32	45.5
2	50 (32)	2-11	2 11/32	59.7	2 1/4	57.4

Inch size	Dash size equivalent	Thread size	Male thread O.D.		Female thread O.D.	
mm	mm	-	mm	dec.	mm	dec.
6	04	M14 x 1.5	14	0.55	12.5	0.49
9	06	M18 x 1.5	18	0.71	16.5	0.65
12	08	M22 x 1.5	22	0.87	20.5	0.81
19	12	M30 x 1.5	30	1.18	28.5	1.12
25	16	M33 x 1.5	33	1.30	31.5	1.24
32	20	M42 x 1.5	42	1.65	40.5	1.60

JIS Tapered pipe (PT)

(Threads per JIS B 0203)



Male Half

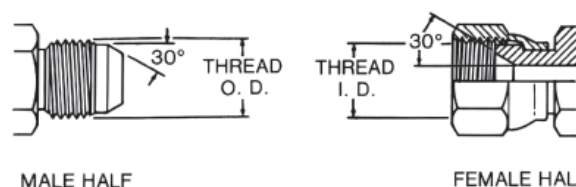
Female Half

The JIS tapered thread is similar to the BSPT connection in design, appearance and dimensions. The

JIS tapered thread and the BSPT connection are interchangeable.

JIS 30° female (cone) seat, parallel pipe threads (PT)

(Threads per JIS B 0202)



MALE HALF

FEMALE HALF

The Japanese JIS 30° flare is similar to the American SAE 37° flare connection in application as well as sealing principles. However, the

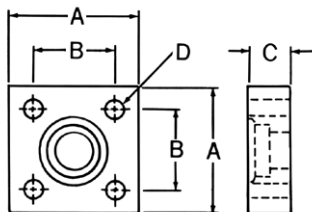
flare angle and dimensions are different. The threads are similar to BSPP.

Inch size	Dash size	Nominal thread size (similar to BSPP)	Male thread O.D.		Female thread I.D.	
mm	mm	-	fract.	mm.	fract.	mm
1/4	6 (04)	1/4-19	33/64	13.2	15/32	11.9
3/8	9 (06)	3/8-19	21/32	16.7	19/32	15.3
1/2	12 (08)	1/2-14	13/16	21.0	3/4	19.2
3/4	19 (12)	3/4-14	1 1/32	26.4	31/32	24.6
1	25 (16)	1-11	1 5/16	33.3	1 7/32	30.9
1 1/4	32 (20)	1 1/4-11	1 21/32	41.9	1 9/16	39.6
1 1/2	38 (24)	1 1/2-11	1 7/8	47.8	1 25/32	45.5
2	50 (32)	2-11	2 11/32	59.7	2 1/4	57.4

Inch size	Dash size	Nominal thread size (similar to BSPP)	Male thread O.D.		Female thread O.D.	
mm	mm	-	fract.	mm	fract.	mm
1/4	6 (04)	1/4-19	33/64	13.2	15/32	11.9
3/8	9 (06)	3/8-19	21/32	16.7	19/32	15.3
1/2	12 (08)	1/2-14	13/16	21.0	3/4	19.2
3/4	19 (12)	3/4-14	1 1/32	26.4	31/32	24.6
1	25 (16)	1-11	1 5/16	33.3	1 7/32	30.9
1 1/4	32 (20)	1 1/4-11	1 21/32	41.9	1 9/16	39.6
1 1/2	38 (24)	1 1/2-11	1 7/8	47.8	1 25/32	45.5
2	50 (32)	2-11	2 11/32	59.7	2 1/4	57.4

Japanese connections

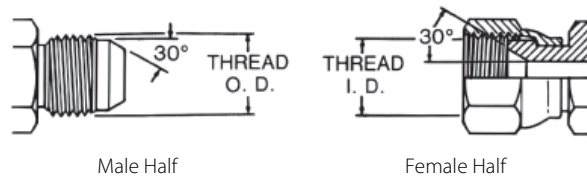
JIS 210 Kgf/cm2 4-bolt square flange



The JIS 4-bolt square flange connection is similar in concept to the SAE 4-bolt flange connection, except that the JIS bolt pattern is square and the flange itself is different.

Size mm	Appx. inch size	Bolt size mm (bolt length for long design)	Dim. "A" mm (inch)	Dim. "B" mm (inch)	Dim. "C" mm (inch)	Bolt hole dia "D" mm (inch)
12	1/2	M10 x 1.5 x 55 (80)	63 (2.48)	40 (1.57)	22 (0.87)	11 (0.43)
19	3/4	M10 x 1.5 x 55 (80)	68 (2.67)	45 (1.77)	22 (0.87)	11 (0.43)
25	1	M12 x 1.75 x 70 (100)	80 (3.15)	53 (2.09)	28 (1.10)	13 (0.51)
32	1 1/4	M12 x 1.75 x 70 (100)	90 (3.54)	63 (2.48)	28 (1.10)	13 (0.51)
38	1 1/2	M16 x 2.0 x 90 (130)	100 (3.94)	70 (2.76)	36 (1.42)	18 (0.71)
50	2	M16 x 2.0 x 90 (130)	112 (4.41)	80 (3.15)	36 (1.42)	18 (0.71)

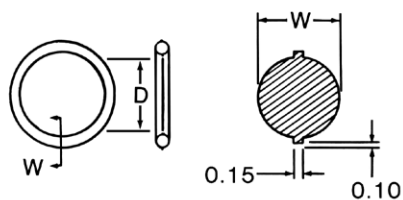
Komatsu 30° flare



The Japanese Komatsu 30° flare is similar to the American SAE 37° flare connection in application as well as sealing principles. However, the flare angle and dimensions are different. The threads are metric.

Komatsu Nominal size mm	Danfoss equivalent	Komatsu Thread
02	04	M14 x 1.5
03	06	M18 x 1.5
04	08	M22 x 1.5
05	10	M24 x 1.5
06	12	M30 x 1.5
10	16	M33 x 1.5
12	20	M36 x 1.5
14	24	M42 x 1.5

JIS 210 Kgf/cm2 O-ring

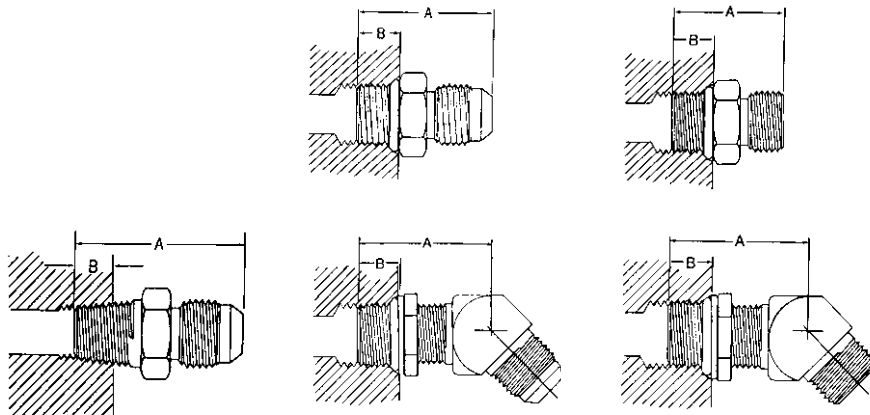


Nominal size mm	Dim. "D" mm	Dim. "W" mm
12	24.4 ± 0.15	3.1 ± 0.1
19	29.4 ± 0.15	3.1 ± 0.1
25	34.4 ± 0.15	3.1 ± 0.1
32	39.4 ± 0.15	3.1 ± 0.1
38	49.4 ± 0.15	3.1 ± 0.1
50	59.4 ± 0.15	3.1 ± 0.1

Thread engagement

Dimensions may vary due to tolerance conditions.

Listed below are the thread engagement dimensions (B) which must be taken into consideration when making connection with ports or appropriate female adapters. The "B" dimension must be subtracted from the overall length (A) to insure proper connection.



Dash size	Male pipe		SAE O-ring boss SAE J1926 with SAE 37° flare J514		SAE O-ring boss SAE J1926 with ORS J1453	
	Straight and angled dimension "B"		Straight and adjustable dimension "B"		Straight and adjustable dimension "B"	
	mm	in	mm	in	mm	in
-02	6,4	0.25	-	-	-	-
-04	9,7	0.38	9,1	0.36	10,9	0.43
-05	-	-	9,1	0.36	10,9	0.43
-06	9,7	0.38	9,1	0.39	11,9	0.47
-08	12,7	0.50	10,9	0.43	14,0	0.55
-10	-	-	12,7	0.50	16,0	0.63
-12	15,7	0.62	15,0	0.59	18,5	0.73
-14	-	-	15,0	0.59	-	-
-16	17,5	0.69	15,0	0.59	18,5	0.73
-20	17,5	0.69	15,0	0.59	18,5	0.73
-24	17,5	0.69	15,0	0.59	18,5	0.73
-32	19,1	0.75	15,0	0.59	-	-

Allowable bulkhead thickness

For ORS

Dash size	Hole diameter	ORS bulkhead thickness			
		Min		Max	
	in	mm	in	mm	in
-04	0.575 +0.015/-0.000	5,1	0.20	12,7	0.50
-06	0.700 +0.015/-0.000	5,1	0.20	15,0	0.59
-08	0.825 +0.015/-0.000	5,6	0.22	15,0	0.59
-10	1.015 +0.015/-0.000	5,8	0.23	15,0	0.59
-12	1.200 +0.015/-0.000	6,4	0.25	15,0	0.59
-16	1.450 +0.015/-0.000	6,4	0.25	15,2	0.60
-20	1.715 +0.015/-0.000	6,4	0.25	15,2	0.60
-24	2.030 +0.015/-0.000	6,4	0.25	15,2	0.60

For SAE 37° flare

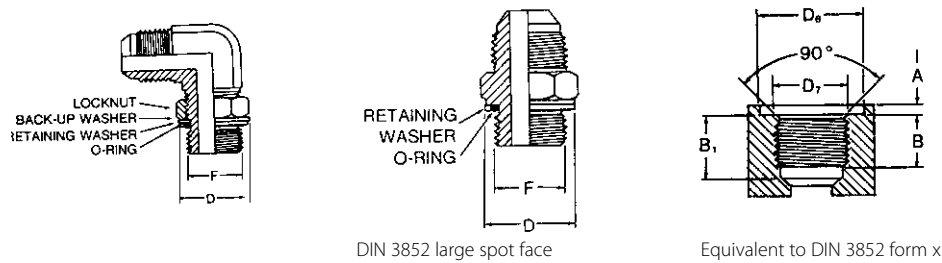
Dash size	Hole diameter	SAE 37° bulkhead thickness straights				SAE 37° bulkhead thickness shapes			
		Min		Max		Min		Max	
	in	mm	in	mm	in	mm	in	mm	in
-03	0.391 +0.016/-0.000	1,3	0.05	10,4	0.41	3,3	0.13	6,4	0.25
-04	0.453 +0.016/-0.000	1,3	0.05	10,4	0.41	3,3	0.13	7,1	0.28
-05	0.516 +0.016/-0.000	1,3	0.05	10,4	0.41	3,3	0.13	7,1	0.28
-06	0.578 +0.016/-0.000	1,3	0.05	11,2	0.44	3,3	0.13	7,6	0.30
-08	0.766 +0.016/-0.000	1,3	0.05	11,2	0.44	4,1	0.16	8,6	0.34
-10	0.891 +0.016/-0.000	1,3	0.05	11,9	0.47	4,1	0.16	9,1	0.36
-12	1.076 +0.016/-0.000	1,3	0.05	11,9	0.47	4,1	0.16	9,7	0.38
-16	1.328 +0.016/-0.000	1,3	0.05	11,9	0.47	4,1	0.16	9,7	0.38
-20	1.656 +0.031/-0.000	1,3	0.05	11,9	0.47	4,1	0.16	9,7	0.38
-24	1.906 +0.031/-0.000	1,3	0.05	11,9	0.47	4,1	0.16	9,7	0.38

Danfoss Steel Adapter Catalog

Metric thread dimensions

Conversion adapters

Sealing is achieved by means of an O-Ring, retaining washer and a properly machined port. The O-Ring is "captured" by the I.D. of the retaining washer. The port may be of the spot faced or a flat machined surface as long as the D6 dimension is met. Assembly instructions for adjustable type adapters are presented on page 26.



DIN 3852 large spot face

Equivalent to DIN 3852 form x

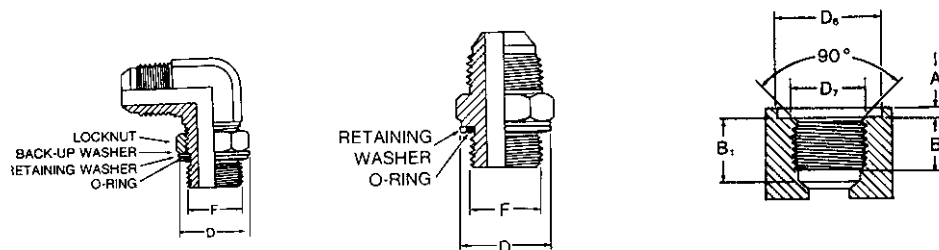
Thread size	M 10 x 1	M 12 x 1.5	M 14 x 1.5	M 16 x 1.5	M 18 x 1.5	M 20 x 1.5	M 22 x 1.5	M 26 x 1.5	M 27 x 2	M 33 x 2	M 42 x 2	M 48 x 2
F Thread Dia.	10.0	12.0	14.0	16.0	18.0	20.0	22.0	26.0	27.0	33.0	42.0	48.0
A max	1.0	1.5	1.5	1.5	2.0	2.0	2.5	2.5	2.5	2.5	2.5	2.5
B min (full thread)	12.0	12.0	12.0	12.0	12.0	14.0	14.0	16.0	16.0	18.0	20.0	22.0
B1 min	13.5	18.5	18.5	18.5	18.5	20.5	20.5	22.5	24.0	26.0	28.0	30.0
D max	15.7	18.7	19.7	23.2	26.2	28.2	30.2	35.2	36.2	43.2	52.7	58.7
D6 min	16.2	19.2	20.2	23.7	26.9	28.9	30.7	35.7	36.7	44.4	53.4	59.9
D7 max	10.2	12.2	14.2	16.2	18.2	20.2	22.2	26.2	27.2	33.3	42.3	48.3

BSPP (parallel) threads

Sealing is achieved by means of an O-Ring, retaining washer and a properly machined port.

The O-Ring is "captured" by the I.D. of the retaining washer. The compression is controlled by the thickness of the retaining washer.

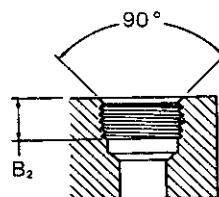
The port may be of the spot faced or a flat machined surface as long as the D6 dimension is met.



Thread size	G 1/8"-28		G 1/4"-19		G 3/8"-19		G 1/2"-14		G 3/4"-14		G 1"-11		G 1 1/4"-11		G 1 1/2"-11	
	mm	in	mm	in	mm	in	mm	in	mm	in	mm	in	mm	in	mm	in
F Thread Dia.	9,7	0,38	13,2	0,50	16,7	0,66	20,9	0,83	26,4	1,04	33,3	1,31	41,9	1,65	47,8	1,88
A max	1,0	0,04	2,0	0,08	2,05	0,10	2,5	0,10	2,5	0,10	2,5	0,10	2,5	0,10	2,5	0,10
B1 min (full thread)	8,0	0,31	12,0	0,47	12,0	0,47	14,0	0,63	16,0	0,63	18,0	0,71	20,0	0,79	22,0	0,87
B1 min	13,0	0,51	18,5	0,73	18,5	0,73	22,0	0,94	24,0	0,94	27,0	1,06	29,0	1,14	31,0	1,22
D max	15,7	0,62	19,7	0,78	24,0	0,94	28,7	1,38	35,2	1,38	43,2	1,70	52,7	2,07	58,7	2,31
D6 min	16,2	0,64	20,2	0,81	24,9	0,98	29,4	1,43	36,4	1,43	44,4	1,75	53,4	2,10	59,9	2,36
D7 max	10,0	0,39	13,4	0,53	16,9	0,67	21,2	1,05	26,7	1,05	33,6	1,32	42,3	1,67	48,2	1,90

BSPT (tapered) threads port sealing

Sealing is achieved by means of metal to metal deformation of the adapter and port threads.



Thread size 11	R 1/8"-28		R 1/4"-19		R 3/8"-19		R 1/2"-14		R 3/4"-14		R 1"-11		R 1 1/4"-11		R 1 1/2"-11	
	mm	in	mm	in	mm	in	mm	in	mm	in	mm	in	mm	in	mm	in
B2 min (full thread)	5,5	0,22	8,5	0,33	8,5	0,33	10,5	0,41	13,0	0,51	14,5	0,57	17,0	0,67	17,0	0,67

Danfoss Steel Adapter Catalog

Pressure performance - Thread style

Danfoss closely follows industry standards in design and in application recommendations. A key principle within ISO, SAE and other standards bodies is that the **maximum dynamic working pressure of the hose or adapter assembly** is the lesser of the hose and end connector(s) used.

The first table below provides excerpts from standard industry pressure rating charts for connector types as published by SAE (Society of Automotive Engineers).

Note: The tables below are applicable for low carbon free machining steels typically used in Fluid Power connections. For port type connections, the material and design of the port must be considered and may reduce expected strength.

For high pressure applications Danfoss recommends the use of more robust connector designs such as Code 62 flange or O-Ring face seal.

Selected SAE pressure ratings

Dash size	Inch size	SAE 37°	Pipe SAE J476	Male ORB SAE J1926 ORS adapt.	Male ORB SAE J1926 non-ORS adapt.	Adjustable SAE J1926 ORS	Adjustable ORB non-ORS	ORS	Inverted flare	Code 61 Flange	Code 62 Flange
-2	1/8	5000	5000	-	5000	-	5000	-	5000	-	-
-3	3/16	5000	-	9000	5000	6000	5000	-	5000	-	-
-4	1/4	4500	5000	9000	5000	6000	4500	9000	4500	-	-
-5	5/16	4000	-	9000	5000	6000	4500	9000	4000	-	-
-6	3/8	4000	4000	9000	5000	6000	4000	9000	4000	-	-
-8	1/2	4000	3000	9000	4500	6000	4000	9000	4000	5000	6000
-10	5/8	3000	-	9000	3500	6000	3000	6000	3000	-	-
-12	3/4	3000	2500	6000	3500	6000	3000	6000	3000	5000	6000
-14	7/8	2500	-	6000	3000	6000	2500	6000	2500	-	-
-16	1	2500	2000	6000	3000	5000	2500	6000	2500	5000	6000
-20	1 1/4	2000	1150	4000	2500	4000	2000	3600	2000	4000	6000
-24	1 1/2	1500	1000	4000	2500	3000	2000	3600	1500	3000	6000
-32	2	1125	1000	3000	2000	2500	1500	3000	1125	3000	6000

International pressure rating charts

Maximum working pressure (PSI)

Hose fitting connection	Hose fitting size										
	-04	-05	-06	-08	-10	-12	-16	-20	-24	-32	
Male British Pipe (BSP)	5000	-	4000	4000	3500	4000	3500	2500	2,000	2000	
Female British Pipe (BSP)	5000	-	4000	4000	3500	4000	3500	2500	2,000	2000	
Female Pipe (JIS)	5000	-	5000	5000	-	4000	4000	-	-	-	

Maximum working pressure (PSI)

Hose fitting Connection	Hose fitting size									
	-06	-08	-10	-12	-15	-18	-22	-28	-35	-42
DIN light	3625	3625	3625	3625	3625	2325	2325	1450	1450	1450

Danfoss Steel Adapter Catalog

Pressure performance - All Danfoss Components

With higher pressures it is critical to know the construction materials and manufacturing method to ensure performance. When all components in a system are Danfoss supplied, for example an

Danfoss hose fitting is mated with an Danfoss adapter or tube fitting, the combination may be used at higher pressures with confidence.

These higher ratings are noted in the chart below.

Maximum dynamic working pressure of the hose or adapter assembly is the lesser of the hose and end connector(s) used.

All Danfoss pressure ratings¹

Dash Size	Inch Size	SAE 37° Male	SAE 37° Female	Male NPTF	Female NPTF	Male ORB/ORS	Male ORB/Non-ORS	Adj. ORB/ORS	Adj. ORB/non-ORS	ORS	Flareless Ermeto	Code 61	Code 62	STC
-2	1/8	-	-	10,000	6,000	-	5,000	-	5,000	-	5,000	-	-	-
-3	3/16	-	-	-	-	9,000	5,000	6,000	5,000	-	5,000	-	-	-
-4	1/4	8,500	7,500	9,500	6,000	9,000	5,000	6,000	4,500	9,000	4,500	-	-	-
-5	5/16	9,000	9,000	-	-	9,000	5,000	6,000	4,500	-	4,000	-	-	-
-6	3/8	8,500	8,500	8,000	6,000	9,000	5,000	6,000	4,000	9,000	4,000	-	-	5,000
-8	1/2	6,000	5,000	6,000	5,000	9,000	4,500	6,000	4,000	9,000	4,000	5,000	6,000	4,250
-10	5/8	5,500	5,000	-	-	9,000	3,500	6,000	3,000	9,000	3,000	-	-	4,000
-12	3/4	5,500	5,000	5,500	5,500	6,000	3,500	6,000	3,000	6,000	3,000	5,000	6,000	4,000
-14	7/8	5,000	5,500	-	-	6,000	3,000	6,000	2,500	-	2,500	-	-	-
-16	1	5,000	5,000	4,500	3,000	6,000	3,000	5,000	2,500	6,000	2,500	5,000	6,000	4,000
-20	1-1/2	5,000	3,600	3,000	2,500	4,000	2,500	4,000	2,000	4,500	2,000	4,000	6,000	-
-24	1-1/4	3,000	3,000	3,000	3,000	4,000	2,500	3,000	2,000	4,000	1,500	3,000	6,000	-
-32	2	2,000	1,750	2,000	1,500	3,000	2,000	2,500	1,500	3,000	1,125	3,000	6,000	-

1) It is recommended to use an adapter or connector with an elastomeric seal when encountering peak pressure or dynamic applications.

Dynamic operating pressure

Dynamic operating conditions refers to cyclic pressure impulses, usually considered to be from near zero to the highest system pressure. Hydraulic standards typically represent these as square waves and expect a component to handle on the order of 200,000 to well over one million such cycles with a burst: operating safety factor of 4:1. The above charts are created with dynamic applications in mind. Most industrial and mobile hydraulic systems fit the dynamic operating pressure profile, for example hydraulic work circuits on construction equipment or on injection molding equipment.

Static operating pressure

Static operating conditions typically range from zero to operating pressure, but with far fewer cycles expected for the system life – perhaps 30,000 to 50,000 cycles and sharp pressure spikes are not expected, allowing a burst: operating safety factor of 3:1 or less. For static operating conditions, the Danfoss ratings above can be safely increased by 25-30%. For example, a 3000 psi dynamic rated hose might be used in a 4000 psi static pressure application. Typical examples of static applications are water blast and hydraulic jacking.

Materials

The above tables represent performance using common low carbon steel material. Other materials and their characteristics influence these ratings. Medium carbon steels or heat treated materials can support higher

working pressures. Conversely non-ferrous materials such as aluminum or brass will have reduced capability – as much as 50%, or less, pressure handling capability. It is important to consider material properties in designing a system to ensure pressure rating compatibility of all materials.

Design & application

Danfoss' Fluid Conveyance engineering and support teams have many decades of experience in designing, manufacturing and servicing hydraulic and other fluid conveyance systems globally. Danfoss' product line is designed as a comprehensive collection of hose, fittings, connectors, couplings and accessories that allow a system designer to select components to complete a fluid power system or a service technician to replace a component with confidence. The

individual product specifications, the above pressure ratings and other technical information are intended as supporting guidelines for system design and service needs and are not to be construed as a guarantee of performance of the system or of individual Danfoss components. Danfoss provides comprehensive technical support so please call with questions about pressure needs not covered by these charts or for specific application support.

Danfoss Steel Adapter Catalog

Hydraulic tubing—Maximum operating pressures

SAEJ356, J524, J525, J526, J527

Tube O.D.	Dash size	Tubing wall thickness (in inches)											
		0.028		0.035		0.049		0.065		0.083		0.095	
-	-	bar	psi	bar	psi	bar	psi	bar	psi	bar	psi	bar	psi
0.19	-03	297,0	4250	375,0	5450	-	-	-	-	-	-	-	-
0.25	-04	213,0	3100	272,0	3950	396,0	5750	420,0	6000	-	-	-	-
0.31	-05	169,0	2450	213,0	3100	315,0	4500	420,0	6000	-	-	-	-
0.38	-06	140,0	2000	175,0	2550	251,0	3650	350,0	5000	420,0	6000	420,0	6000
0.50	-08	-	-	127,0	1850	186,0	2700	251,0	3650	335,0	4800	388,0	5550
0.62	-10	-	-	105,0	1500	145,0	2100	196,0	2850	258,0	3750	299,0	4350
0.75	-12	-	-	84,0	1200	122,0	1750	162,0	2350	210,0	3050	248,0	3550
1.00	-16	-	-	62,0	900	89,0	1300	122,0	1750	157,0	2250	182,0	2600
1.25	-20	-	-	-	-	70,0	1000	93,0	1350	122,0	1750	143,0	2050
1.50	-24	-	-	-	-	-	-	79,0	1150	100,0	1450	119,0	1700
2.00	-32	-	-	-	-	-	-	58,0	850	77,0	1100	87,0	1250

Tube O.D.	Dash size	Tubing wall thickness (in inches)											
		0.109		0.120		0.134		0.148		0.156		0.188	
-	-	bar	psi	bar	psi	bar	psi	bar	psi	bar	psi	bar	psi
0.19	-03	-	-	-	-	-	-	-	-	-	-	-	-
0.25	-04	-	-	-	-	-	-	-	-	-	-	-	-
0.31	-05	-	-	-	-	-	-	-	-	-	-	-	-
0.38	-06	-	-	-	-	-	-	-	-	-	-	-	-
0.50	-08	420,0	6000	420,0	6000	-	-	-	-	-	-	-	-
0.62	-10	353,0	5050	392,0	5600	-	-	-	-	-	-	-	-
0.75	-12	286,0	4150	322,0	4600	-	-	-	-	-	-	-	-
1.00	-16	210,0	3000	231,0	3350	262,0	3800	294,0	4200	-	-	-	-
1.25	-20	162,0	2350	182,0	2650	189,0	2700	203,0	2950	217,0	3100	259,0	3750
1.50	-24	134,0	1950	148,0	2150	171,0	2450	171,0	2450	182,0	2600	220,0	3150
2.00	-32	100,0	1450	112,0	1600	126,0	1800	140,0	2000	147,0	2100	178,0	2550

Maximum operating pressure ratings at specified wall thickness are based upon recommended tubing ratings per SAEJ1065 as well as limited laboratory test

data. Operating pressures are based upon a 4:1 safety factor relative to tube burst data. Danfoss recommends a maximum operating pressure of the joint

which is the lesser of the tubing rating or the mating connector rating.

Danfoss Steel Adapter Catalog

Recommended parallel connection assembly torque

Danfoss recommends that a torque wrench be used to assure proper fitting assembly of these connections.

The values listed are for steel connections.
Contact Danfoss for torque values for other materials.

ORB low pressure with SAE 37° (SAE J1926-3)

Dash size	Thread size (inches)	Jam nut or straight fitting torque lb.-ft.	Jam nut or straight fitting torque newton meters
-03	3/8-24	8-9	12-13
-04	7/16-20	13-15	18-20
-05	1/2-20	14-15	19-21
-06	9/16-18	23-24	32-33
-08	3/4-16	40-43	55-57
-10	7/8-14	43-48	59-64
-12	1 1/16-12	68-75	93-101
-14	1 3/16-12	83-90	113-122
-16	1 5/16-12	112-123	152-166
-20	1 5/8-12	146-161	198-218
-24	1 7/8-12	154-170	209-230
-32	2 1/2-12	218-240	296-325

ORB high pressure with ORS (SAE J1926-2)

Dash size	Thread size (inches)	Jam nut or straight fitting torque lb.-ft.	Jam nut or straight fitting torque newton meters
-03	3/8-24	8-10	11-13
-04	7/16-20	14-16	20-22
-05	1/2-20	18-20	24-27
-06	9/16-18	24-26	33-35
-08	3/4-16	50-60	68-78
-10	7/8-14	72-80	98-110
-12	1 1/16-12	125-135	170-183
-14	1 3/16-12	160-180	215-245
-16	1 5/16-12	200-220	270-300
-20	1 5/8-12	210-280	285-380
-24	1 7/8-12	270-360	370-490

ORS (SAE J1453)

Dash size	Thread size (inches)	Swivel nut torque lb.-ft.	Swivel nut torque newton meters
-04	9/16-18	10-12	14-16
-06	11/16-16	18-20	24-27
-08	13/16-16	32-35	43-47
-10	1-14	46-50	62-68
-12	1 3/16-12	65-70	88-95
-16	1 7/16-12	92-100	125-136
-20	1 11/16-12	125-140	170-190
-24	2-12	150-165	204-224

SAE 37° (SAE J514)

Dash size	Thread size (inches)	Swivel nut torque lb.-ft.	Swivel nut torque newton meters
-04	7/16-20	11-12	15-16
-05	1/2-20	15-16	20-22
-06	9/16-18	18-20	24-28
-08	3/4-16	38-42	52-58
-10	7/8-14	57-62	77-85
-12	1 1/16-12	79-87	108-119
-16	1 5/16-12	108-113	148-154
-20	1 5/8-12	127-133	173-182
-24	1 7/8-12	158-167	216-227
-32	2 1/2-12	245-258	334-352

Danfoss Steel Adapter Catalog

Recommended parallel connection assembly torque

Danfoss recommends that a torque wrench be used to assure proper fitting assembly of these connections.

The values listed are for steel connections.
Contact Danfoss for torque values for other materials.

Metric ISO 6149 (ISO 6149-2)

Thread size	Straight adapter or locknut torque	
	mm	lb.-ft. / Newton meters
M10 x 1	13-15	18-20
M12 x 1.5	15-19	20-25
M14 x 1.5	19-23	25-30
M16 x 1.5	33-40	45-55
M18 x 1.5	37-44	50-60
M20 x 1.5	52-66	70-90
M22 x 1.5	55-70	75-95
M26 x 1.5	81-96	110-130
M27 x 2	96-111	130-150
M33 x 2	162-184	220-250
M42 x 2	170-192	230-260
M48 x 2	258-347	350-470

BSPP (ISO 1179-3)

Nominal thread size	Straight adapter or locknut torque	
	inches**	lb.-ft. / Newton meters
G 1/8-28	13-15	18-20
G 1/4-19	19-23	25-30
G 3/8-19	33-40	45-55
G 1/2-14	55-70	75-95
G 3/4-14	103-118	140-160
G 1-11	162-184	220-250
G 1 1/4-11	170-192	230-260
G 1 1/2-11	258-347	350-470

**"G" denotes parallel threads, other than ISO 6149. (Port connection only)

DKO Light Duty (ISO 8434-1 L)

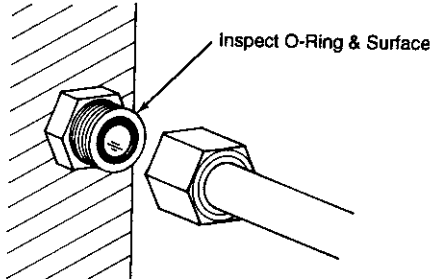
DN size	Tube O.D.	Thread	DKO Light Duty (L)		
			Swivel Nut Hex Size	Swivel Nut Torque	Swivel Nut Torque
			ISO 8434-1	lb-ft 10%	Nm +10%
5	6	M12x1,5	14	15	20
6	8	M14x1,5	17	18	25
8	10	M16x1,5	19	33	45
10	12	M18x1,5	22	37	50
12	15	M22x1,5	27	44	60
16	18	M26x1,5	32	52	70
20	22	M30x2	36	96	130
25	28	M36x2	41	133	180
32	35	M45x2	50	221	300
40	42	M52x2	60	236	320

DKO Heavy Duty (ISO 8434-1 S)

DN size	Tube O.D.	Thread	DKO Heavy Duty (S)		
			Swivel Nut Hex Size	Swivel Nut Torque	Swivel Nut Torque
			ISO 8434-1	lb-ft +10%	Nm +10%
	6	M14x1,5	17	15	20
5	8	M16x1,5	19	26	35
6	10	M18x1,5	22	37	50
8	12	M20x1,5	24	48	65
10	14	M22x1,5	27	52	70
12	16	M24x1,5	30	63	85
16	20	M30x2	36	100	135
20	25	M36x2	41 (46)	125	170
25	30	M42x2	50	207	280
32	38	M52x2	60	236	320

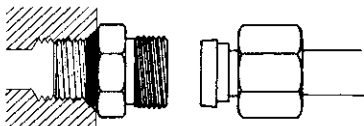
ORS tube fittings, pipe threads and SAE 37° tube fittings

Assembly instruction for ORS Tube Fittings

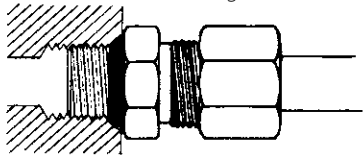


1. Inspect sealing surfaces and O-Ring groove for damage or foreign material. Check the O-Ring to insure that it is properly seated in the O-Ring groove.

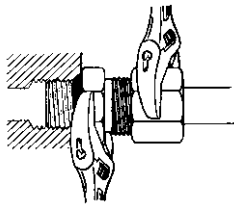
Align fittings



Hand tighten



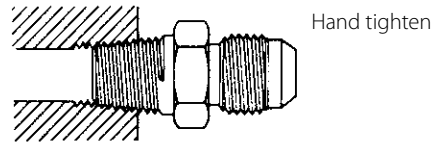
2. Lubricate threads with heavy lubricant (such as part number 222070 Lube).
3. Align the ORS Tube Fitting to the flat sealing connections and tighten the nut by hand. The nut should tighten easily by hand if properly aligned.



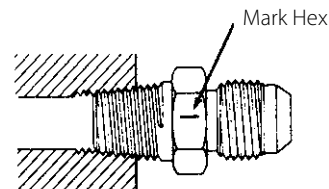
4. Complete the assembly by wrench tightening the nut to the recommended torque value on page 22.

Assembly instructions for Pipe Threads

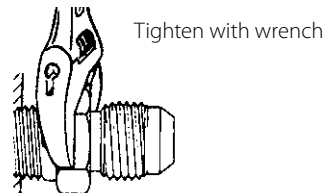
1. Assemble connection hand tight.



2. Mark male and female.



3. Rotate male; 1-1/2 turns if using thread sealant. 2 turns if not using thread sealant.

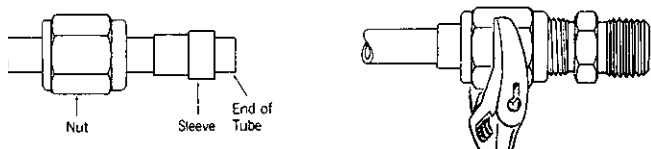


ORS tube fittings, pipe threads and SAE 37° tube fittings continued

Assembly instructions for standard SAE 37° flare type tube fitting

Use SAE J524 or SAE J525 tubing for best bending and flaring results.

1. Cut the tubing with a tube cutter. If a fine tooth hacksaw is used, make sure cut-off is square; remove burrs with deburring tool, emery paper or fine file. Clean all dirt and grit from the I.D. and O.D. of the tube.
2. Place the nut and then the sleeve onto tube. The threaded end of nut and flared end of sleeve must face the end of tube.



3. Flare the tube end with a flaring tool to provide a SAE 37° flare. Check the flare for correct diameter, excessive thin out and burrs or cracks.
4. Lubricate all mating surfaces of nut, ferrule and body with a heavy lubricant such as 222070 Lube.
5. Assemble the nut and sleeve to body. Turn the nut hand tight then wrench tighten for a leakproof joint. See page 22, torque values, for assembly using a torque wrench.

The Danfoss standard SAE 37° flare fitting is easy to disassemble and may be reassembled repeatedly.

Cutting

To insure a leak-proof joint, the tubing should be cut square ($\pm 1^\circ$). A tube cutter is preferred, but a hacksaw or abrasive wheel can be used.



Out of Square Cut



Square Cut

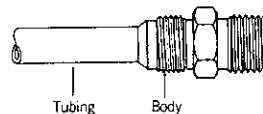
Deburring

All cut tubes should be deburred. However, deburring is even more important if the tubing was cut with a hacksaw or abrasive wheel. Remove any burrs, both internally and externally, with a deburring tool, emery paper or fine file.

Clean the tube before assembly. Clean all dirt and grit from the I.D. and O.D. of the tube.

Assembly instructions for Versil-Flare tube fitting

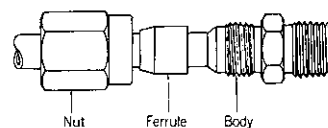
Tubing cut-off



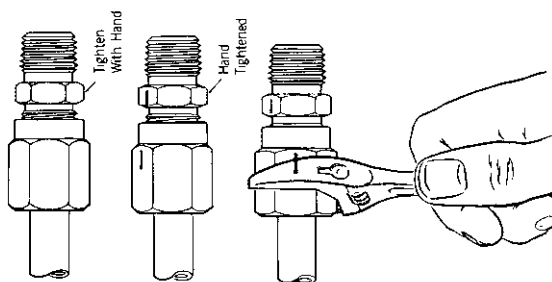
1. Tube should be cut to fit tight against the face of standard SAE 37° flare body.

Initial assembly

1. Deburr the end internally and externally. Clean all dirt and grit from I.D. and O.D.
2. Slide the nut and then the ferrule into the tube. Make sure the tapered end of ferrule points toward the nut.



3. Lubricate all mating surfaces of nut, ferrule and body with a heavy lubricant such as 222070 Lube.
4. Place end of tube against standard SAE 37° flare body.
5. Slide the ferrule and nut against body and tighten the nut onto the body "Hand Tight." Mark the nut in relation to the body for location.



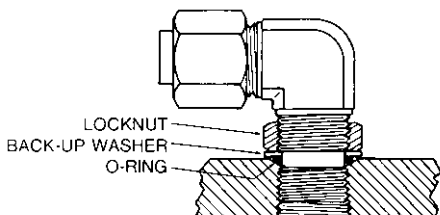
6. Hold tube against body and tighten nut a total of 1-1/4 turns on -3 through -10 and 1-1/2 turns -12 through -32.

Reassembly

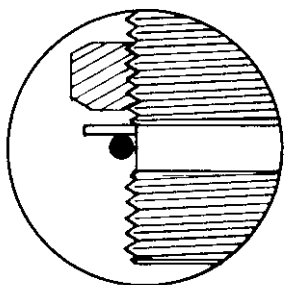
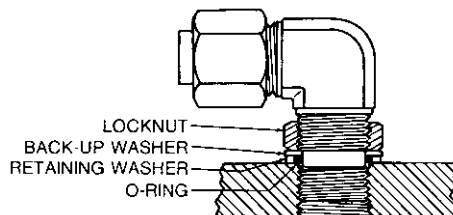
1. Slide nut against the body and tighten to "Hand tight." Mark the nut for location.
2. Tighten nut a minimum of one "Hex" flat. The Versil-Flare flareless tube fitting is designed for a maximum of 10 reassemblies.

Adjustable SAE O-Ring boss assembly instructions

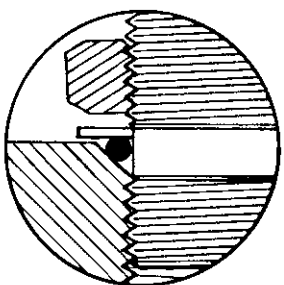
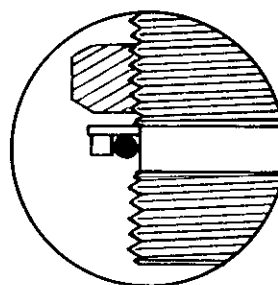
On SAE, and BSPP threads without retaining washer



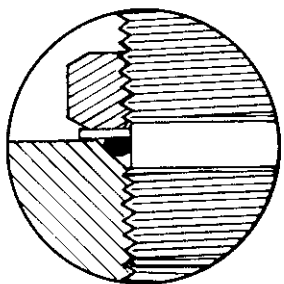
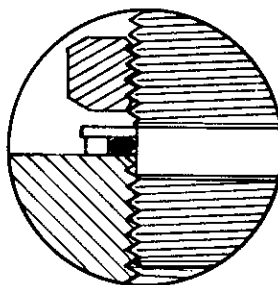
On BSPP threads with check washer



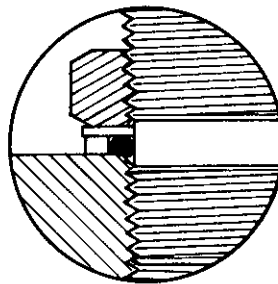
The O-Ring and back-up washer should be in the proper position on non-threaded section nearest to locknut. Lubrication of the O-Ring is recommended.



Tighten the fitting by hand into the straight threaded boss until back-up washer contacts face of boss (left) or retaining washer when thread is BSPP (right.)



In order to position the fitting, unscrew up to one full turn then hold fitting in desired position and tighten locknut so that the back-up washer contacts face of boss and forces the O-Ring within boss cavity. With BSPP threads use same procedure. The difference between the two thread types exist in the retaining washer being in contact with face of boss (right inset). Assemble to the respective assembly torque specified on page 22.

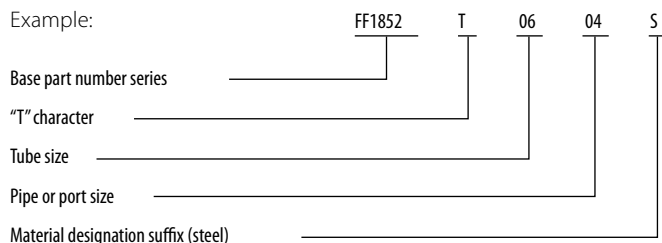


Danfoss Steel Adapter Catalog

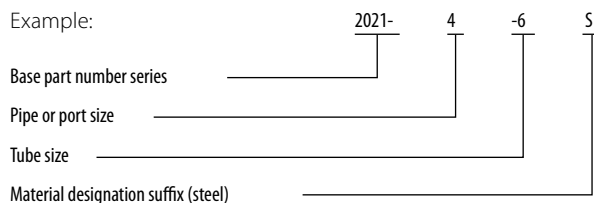
How to read adapter part numbers

Adapter part numbers

Adapter part numbers consist of a base number followed by a size designation. If the part number contains a "T" character between the base number and size designator, the first size designator signifies the tube size.

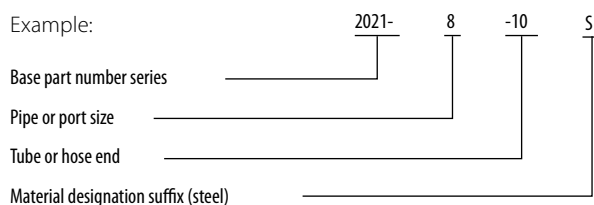


If the part number does not contain a "T" character between the base number and the size description, the first size designation signifies the port size.



How to order adapters

Adapters are ordered using the complete part number as shown on the adapter pages.

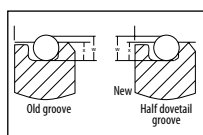


ORS adapters conversion*

ORS adapters come standard with the half dovetail groove design. The half dovetail groove is manufactured with an angle on the OD wall. This angle captures the O-Ring for maximum retention.

For ease of installation, a half dovetail groove installation tool may be used.

*Danfoss reserves the right to use straight groove on some ORS.



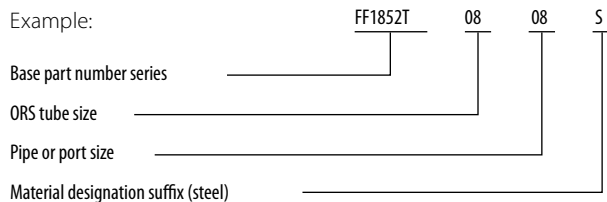
Half dovetail groove installation tool

The half dovetail groove installation tool compresses the O-Ring, allowing it to easily slide into the groove in the adapter. Use of the tool maximizes efficiency and minimizes any fatigue that may be associated with repeated insertions over an extended period of time. One tool is required per dash size (or by adapter size). Each tool comes with an illustrated instruction sheet. Tools are available by using the following part numbers: FT1405-04, FT1405-06, FT1405-08, FT1405-10, FT1405-12, FT1405-16, FT1405-20, FT1405-24.

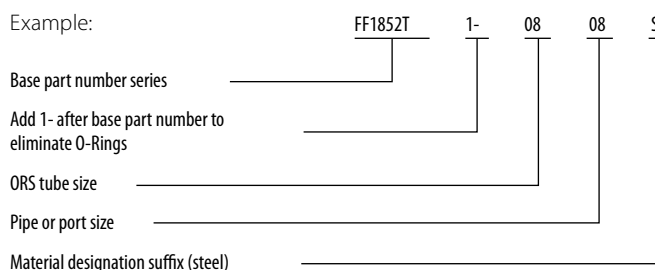


How to order ORS adapters and tube fittings

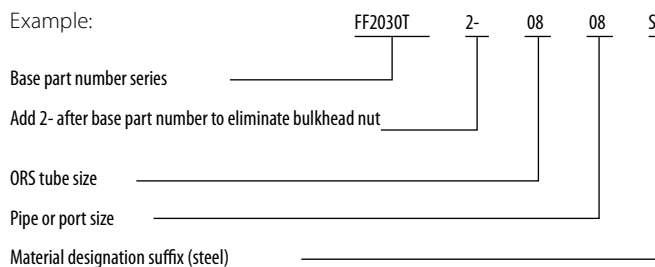
ORS tube fitting body with O-Ring, locknut and washer, where applicable.



ORS tube fitting body without O-Ring



ORS bulkhead tube fitting body without bulkhead nut or O-Ring



ORS-TF tube fitting components

ORS-TF tube fittings, nut, ferrules, and sleeves can be ordered under the following kit part number:



By ordering a single part number in kit form, you will receive the components ready to be assembled to an ORS tube fitting body:

- Example: FF90146-08S includes:
- FC1851-08S (ORS-TF Nut)
 - FF90102-08S (ORS-TF Ferrule)
 - FF90103-08S (ORS-TF Sleeve)

Danfoss Steel Adapter Catalog

How to order ORS adapters and tube fittings (continued)

Nuts and shoulders (Braze type)

Nuts and shoulders can be ordered separately. Simply use the base number, dash size, and material designation.



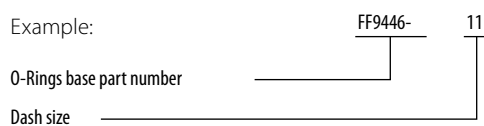
O-Rings

Buna-N O-Rings are standard. Other materials may also be specified by adding a material designator prefix if the part number begins with a numeric, and a material designator suffix if the part number begins with an alpha character. In all cases, the suffix "S" shall be omitted.

Material designation prefix/suffix	Material	Operating temperature range
S	90 Durometer Buna-N Nitrile Rubber	-40°F to +250°F (-40°C to +121°C)
212	80 Durometer EPDM Ethylene propylene diene monomer	-65°F to +300°F (-55°C to +150°C)
213	90 Durometer Viton Fluoroelastomer	-15°F to +400°F (-26°C to +204°C)
214	90 Durometer Buna-N Low temperature Nitrile	-65°F to +225°F (-55°C to +100°C)
352	70 Durometer Neoprene	-65°F to +300°F (-55°C to +150°C)



O-Rings can be ordered separately




Body material

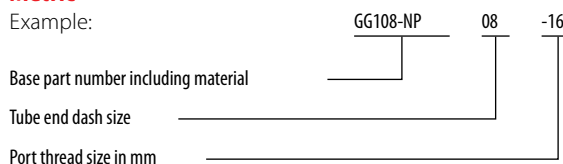
Steel is standard. Other materials may also be specified by adding a material designator prefix if the part number begins with a numeric, and a material designator suffix if the part number begins with an alpha character. In all cases, the suffix "S" shall be omitted.

Material designation prefix/suffix	Material
B (suffix only)	Brass
259	316-Stainless
4	Monel™
S	Steel

How to order Conversion adapters BSPP/BSPT



Metric



Dimensions

Danfoss tube fittings are ordinarily designed and produced to the functional requirements set forth in SAE Standards J512, J513, J514, J1926 and J1453. However, in some cases the envelope dimensions of certain components vary slightly from cataloged or SAE referenced dimensions. The SAE reference numbers and fitting descriptions given are in accordance with SAE Standard J846.

Availability

All items listed in the current price schedule are normally carried in stock. Price and delivery of non-stocked and special parts may be obtained from your Danfoss Sales Representative or Distributor.

Loctite™ Vibra-Seal 516 for external pipe threads

Loctite Vibra-Seal has the following characteristics:

- Non-hardening thread sealant
- Resists shredding and peeling during assembly
- Can be reused up to 5 times without recoating
- Provides resistance to vibrational loosening
- Excellent resistance to solvents and oils
- Operating temperatures range -65°F to +250°F

Machine applied so that it leaves first 1/2 to 2 threads uncovered for ease of assembly. Because of the excellent characteristics of this product, we are offering Loctite Vibra-Seal on all of our parts that have male pipe threads. Factory applied Loctite for external pipe threads may be ordered for steel parts by adding the prefix "307-" to the completed part number, and dropping suffix "S" if the part number begins with a numeral.

Example: 307-2021-8-8.

If the part number begins with an alpha character, add the suffix "-307" to the completed part number and drop the suffix "S".
Example: FF2031T0606-307.

Loctite is a trademark of The Henkel Corporation.

Viton is a trademark of The Chemours Company FC, LLC.

Monel is a registered trademark of Special Metals Corporation group of Companies.

A

ORS Adapters




ORS connections

The Danfoss ORS™ connection is the universal answer to troublesome fluid leakage problems

ORS connection hose assembly

The ORS connection can be used with flexible hydraulic hose, combining the reusability of the hose fitting and the ORS connection. The result is the ultimate reusable fitting.



ORS Tube assemblies

The ORS connection can be attached to hydraulic tubing to make a tube assembly.



Two methods of attachment are available:

- **ORS-TF:** The ORS female can be jointed directly to steel tubing with the ORS-TF (wedge-type) tube fitting, another Danfoss innovation. The fitting becomes an integral part of your system at a fraction of the time and expense brazing requires.

The versatility these options provides make ORS the only connection you need for high-pressure situations.

It attaches to most types of fluid conveying lines, controlling most types of fluid, facing the toughest conditions.

- **ORS-braze type:** The ORS component can be brazed to hydraulic tubing




Danfoss Steel Adapter Catalog

ORS-TF tube fittings

The ORS-TF tube fitting utilizing the ORS-TF nut, ferrule and sleeve can be joined directly to steel tubing to solve your fluid leakage problems. It does not require the time and expense of brazing and provides the advantage of repetitive reuse. It is a compression type fitting that works on a variety of tubing.

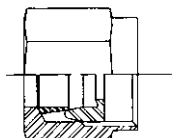
Keep it simple and clean with ORS




ORS-TF kit FF90146-(Size)

Includes:

FC1851	ORS-TF Nut
FF90102	ORS-TF Ferrule
FF90103	ORS-TF Sleeve



ORS-TF Nut



FC1851-(Dash size)

Dash size	Tube O. D.		Thread T1	A		E		①	
	mm	in		mm	in	mm	in	mm	in
04S	6,3	0.25	9/16-18	21,3	0.84	6,6	0.26	17,5	0.69
06S	9,6	0.38	11/16-16	23,6	0.93	9,6	0.38	20,6	0.81
08S	12,7	0.50	13/16-16	26,9	1.06	12,9	0.51	23,9	0.94
10S	16,0	0.63	1-14	28,7	1.13	16,0	0.63	28,4	1.12
12S	19,0	0.75	1 3/16-12	32,5	1.28	19,3	0.76	35,0	1.38
16S	25,4	1.00	1 7/16-12	34,3	1.35	25,6	1.01	41,1	1.62
20S	31,7	1.25	1 11/16-12	35,8	1.41	32,0	1.26	47,7	1.88
24S	38,1	1.50	2-12	37,3	1.47	38,3	1.51	57,1	2.25


ORS-TF Ferrule



FF90102-(Dash size)

Dash size	Tube O. D.		A		E	
	mm	in	mm	in	mm	in
FF90102-04S	6,3	0.25	6,3	0.25	6,6	0.26
FF90102-06S	9,6	0.38	6,3	0.25	9,6	0.38
FF90102-08S	12,7	0.50	7,6	1.50	12,9	0.51
FF90102-10S	16,0	0.63	7,6	1.50	16,0	0.63
FF90102-12S	19,0	0.75	7,6	1.50	19,3	0.76
FF90102-16S	25,4	1.00	7,6	1.50	25,6	1.01
FF90102-20S	31,7	1.25	7,6	1.50	32,0	1.26
FF90102-24S	38,1	1.50	7,6	1.50	38,3	1.51

ORS-TF Sleeve



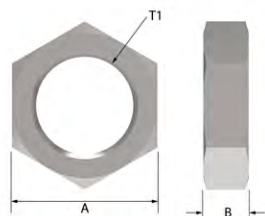
FF90103-(Dash size)

Dash size	Tube O. D.		A		E		F	
	mm	in	mm	in	mm	in	mm	in
FF90103-04S	6,3	0.25	8,1	0.32	4,3	0.17	6,3	0.25
FF90103-06S	9,6	0.38	8,6	0.34	6,6	0.26	9,6	0.38
FF90103-08S	12,7	0.50	9,4	0.37	9,6	0.38	12,7	0.50
FF90103-10S	16,0	0.63	10,2	0.40	12,2	0.48	16,0	0.63
FF90103-12S	19,0	0.75	11,2	0.44	15,5	0.61	19,3	0.76
FF90103-16S	25,4	1.00	12,7	0.50	20,6	0.81	25,4	1.00
FF90103-20S	31,7	1.25	14,2	0.56	26,7	1.05	32,0	1.26
FF90103-24S	38,1	1.50	15,7	0.62	32,0	1.26	38,3	1.51

Material: Corrosion-resistant plated steel.

ORS accessories


ORS Bulkhead nut



FF9768-(Dash size) (Ref. SAE 520118)
(Formerly Weatherhead Series 4924x)

Dash size	Tube O. D.		Thread T1	A		B	
	mm	in		mm	in	mm	in
04S	6,4	0.25	9/16-18	20,6	0.81	6,8	0.27
06S	9,7	0.38	11/16-16	25,4	1.00	7,9	0.31
08S	12,7	0.50	13/16-16	28,5	1.12	8,9	0.35
10S	16,0	0.63	1-14	33,3	1.31	10,4	0.41
12S	19,0	0.75	1 3/16-12	38,1	1.50	10,4	0.41
16S	25,4	1.00	1 7/16-12	44,4	1.75	10,4	0.41
20S	31,8	1.25	1 11/16-12	50,8	2.00	10,4	0.41
24S	38,1	1.50	2-12	60,4	2.38	10,4	0.41

ORS silver braze ring



FF9075-(Dash size)

Dash size	Tube O. D.	
	mm	in
19	6,4	0.25
06	9,7	0.38
74	12,7	0.50
08	16,0	0.63
09	19,0	0.75
86	25,4	1.00
87	31,8	1.25
88	38,1	1.50

Danfoss Steel Adapter Catalog

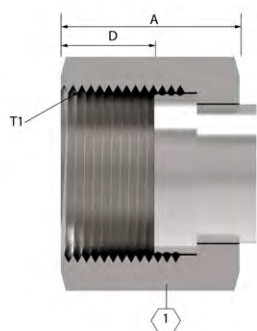
ORS plug



FF9767T-(Dash size) (Ref. SAE 520109)
(Formerly Weatherhead Series 4229x)

Dash size	Tube O. D.		Thread T1	A		1	
	mm	in		mm	in	mm	in
04-S	6,4	0.25	9/16-18	16,8	0.66	15,7	0.62
06-S	9,7	0.38	11/16-16	19,1	0.75	19,1	0.75
08-S	12,7	0.50	13/16-16	22,1	0.87	22,4	0.88
10-S	16,0	0.63	1-14	25,9	1.02	26,9	1.06
12-S	19,0	0.75	1 3/16-12	27,4	1.08	31,8	1.25
16-S	25,4	1.00	1 7/16-12	27,9	1.10	38,1	1.50
20-S	31,8	1.25	1 11/16-12	27,9	1.10	44,5	1.75
24-S	38,1	1.50	2-12	27,9	1.10	53,8	2.12

ORS cap assembly



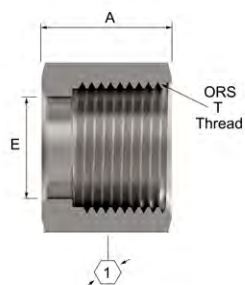
FF9863-(Dash size) (Ref. SAE 520112)
(Formerly Weatherhead Series 4129x)

Dash size	Tube O. D.		Thread T1	A		D		1	
	mm	in		mm	in	mm	in	mm	in
04S	6,4	0.25	9/16-18	16,8	0.66	8,1	0.32	17,5	0.69
06S	9,7	0.38	11/16-16	19,1	0.75	9,7	0.38	20,6	0.81
08S	12,7	0.50	13/16-16	22,9	0.90	10,9	0.43	23,9	0.94
10S	16,0	0.63	1-14	25,4	1.00	13,5	0.53	28,4	1.12
12S	19,0	0.75	1 3/16-12	27,9	1.10	14,5	0.57	35,1	1.38
16S	25,4	1.00	1 7/16-12	29,7	1.17	14,7	0.58	41,1	1.62
20S	31,8	1.25	1 11/16-12	29,7	1.17	14,7	0.58	47,8	1.88
24S	38,1	1.50	2-12	29,7	1.17	14,7	0.58	57,2	2.25

Danfoss Steel Adapter Catalog

A

ORS-BR nut



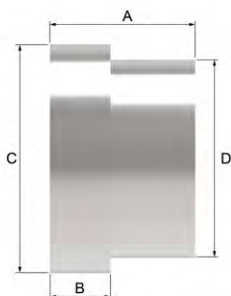
FC2326-(Dash size) (Ref. SAE 520110)
(Formerly Weatherhead Series 4105x)

Dash size	Tube O. D.		Thread T1	A		E		
	mm	in		mm	in	mm	in	
04S	6,4	0.25	9/16-18	14,7	0.58	10,4	0.41	17,5
06S	9,7	0.38	11/16-16	17,0	0.67	13,5	0.53	20,6
08S	12,7	0.50	13/16-16	21,0	0.83	16,5	0.65	23,9
10S	16,0	0.63	1-14	23,4	0.92	21,0	0.83	28,5
12S	19,0	0.75	1 3/16-12	25,9	1.02	24,1	0.95	35,1
16S	25,4	1.00	1 7/16-12	27,9	1.10	29,0	1.14	41,1
20S	31,8	1.25	1 11/16-12	27,9	1.10	36,1	1.42	47,7
24S	38,1	1.50	2-12	27,9	1.10	43,9	1.73	57,2

CAUTION

In applications exceeding +480°F (such as during brazing) order the oil-coated/ non-plated nut by using part number FC1857-Size-186. When plating is heated above +480°F, toxic gases are given off.

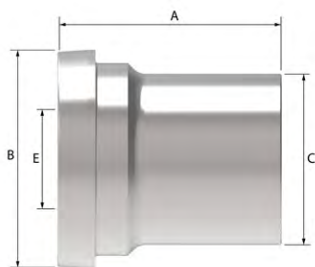
ORS cap (use with FC2326 nut)



FF9766-(Dash size)

Dash size	Tube O. D.		A		B		C		D	
	mm	in	mm	in	mm	in	mm	in	mm	in
04S	6,4	0.25	8,6	0.34	4,1	0.16	12,7	0.50	10,2	0.40
06S	9,7	0.38	9,4	0.37	4,6	0.18	15,7	0.62	13,2	0.52
08S	12,7	0.50	11,9	0.47	5,1	0.20	18,8	0.74	16,2	0.64
10S	16,0	0.63	11,9	0.47	6,1	0.24	23,4	0.92	20,8	0.82
12S	19,0	0.75	13,5	0.53	6,6	0.26	27,7	1.09	23,9	0.94
16S	25,4	1.00	15,0	0.59	7,1	0.28	34,0	1.34	28,7	1.13
20S	31,8	1.25	15,0	0.59	7,1	0.28	40,4	1.59	35,6	1.40
24S	38,1	1.50	15,0	0.59	7,1	0.28	48,5	1.91	43,4	1.71

ORS-BR shoulder external braze/weld



FC2325-(Dash size)* (Ref. SAE 520172)

Dash size	Tube O. D.		A		B		C		E	
	mm	in	mm	in	mm	in	mm	in	mm	in
0404S	6,4	0.25	22,3	0.88	12,7	0.50	6,4	0.25	4,3	0.17
0606S	9,7	0.38	24,4	0.96	15,7	0.62	9,7	0.38	6,6	0.26
0808S	12,7	0.50	31,8	1.25	18,8	0.74	12,7	0.50	9,1	0.36
1010S	16,0	0.63	34,0	1.34	23,4	0.92	15,7	0.62	11,4	0.45
1212S	19,0	0.75	36,6	1.44	27,7	1.09	19,0	0.75	14,0	0.55
1616S	25,4	1.00	41,4	1.63	34,0	1.34	25,4	1.00	19,8	0.78
2020S	31,8	1.25	41,4	1.63	40,4	1.59	31,8	1.25	26,7	1.05
2424S	38,1	1.50	41,4	1.63	48,5	1.91	38,1	1.50	32,0	1.26

CAUTION


In applications exceeding +480°F (such as during brazing) order the oil-coated/ non-plated nut by using part number FC1857-Size-186. When plating is heated above +480°F, toxic gases are given off.

*Danfoss braze counterbores are dimensioned for sized or emeryed tubing. If tubing is used as received, contact Danfoss for appropriate part number.

ORS braze type

A

ORS-BR shoulder internal braze



FC1229-(Dash size)* (Ref. SAE 520115)
(Formerly Weatherhead Series 4165x)

Dash size	Tube O. D.		A		B		F	
	mm	in	mm	in	mm	in	mm	in
0404S	6,4	0.25	7,4	0.29	6,4	0.25	6,4	0.25
0606S	9,7	0.38	7,4	0.29	6,4	0.25	9,7	0.38
0808S	12,7	0.50	10,7	0.42	9,7	0.38	12,7	0.50
1212S	19,0	0.75	11,2	0.44	9,7	0.38	19,0	0.75
1616S	25,4	1.00	14,2	0.56	12,7	0.50	25,4	1.00
2020S	31,8	1.25	14,2	0.56	12,7	0.50	31,8	1.25
2424S	38,1	1.50	14,2	0.56	12,7	0.50	38,1	1.50

CAUTION


In applications exceeding +480°F (such as during brazing) order the oil-coated/ non-plated nut by using part number FC1857-Size-186. When plating is heated above +480°F, toxic gases are given off.

*Danfoss braze counterbores are dimensioned for sized or emerged tubing. If tubing is used as received, contact Danfoss for appropriate part number.

ORS/SAE O-Ring boss

A

ORS/SAE O-Ring boss adapter



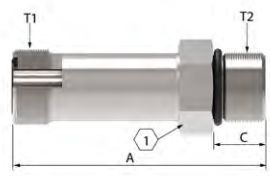
FF1852T(Dash size) (Ref. SAE 520120)
(Formerly Weatherhead Series 4315x)

Dash size	Tube O. D.		Thread T1	Thread T2	A		C		①	
	mm	in			mm	in	mm	in	mm	in
0403S	6,4	0.25	9/16-18	3/8-24	27,2	1.07	9,4	0.37	15,7	0.62
0404S	6,4	0.25	9/16-18	7/16-20	28,7	1.13	10,9	0.43	15,7	0.62
0405S	6,4	0.25	9/16-18	1/2-20	28,7	1.13	10,9	0.43	15,7	0.62
0406S	6,4	0.25	9/16-18	9/16-18	30,5	1.20	11,9	0.47	17,5	0.69
0408S	6,4	0.25	9/16-18	3/4-16	33,6	1.32	14,0	0.55	22,4	0.88
0603S	9,7	0.38	11/16-16	3/8-24	32,5	1.28	9,4	0.37	19,1	0.75
0604S	9,7	0.38	11/16-16	7/16-20	34,0	1.34	10,9	0.43	19,1	0.75
0605S	9,7	0.38	11/16-16	1/2-20	31,0	1.22	10,9	0.43	19,1	0.75
0606S	9,7	0.38	11/16-16	9/16-18	32,0	1.26	11,9	0.47	19,1	0.75
0608S	9,7	0.38	11/16-16	3/4-16	35,1	1.38	14,0	0.55	22,4	0.88
0610S	9,7	0.38	11/16-16	7/8-14	38,9	1.53	16,0	0.63	25,4	1.00
0612S	9,7	0.38	11/16-16	1 1/16-12	42,9	1.69	18,5	0.73	31,8	1.25
0616S	9,7	0.38	11/16-16	1 5/16-12	43,9	1.73	18,5	0.73	38,1	1.50
0806S	12,7	0.50	13/16-16	9/16-18	37,6	1.48	11,9	0.47	22,4	0.88
0808S	12,7	0.50	13/16-16	3/4-16	36,6	1.44	14,0	0.55	22,4	0.88
0810S	12,7	0.50	13/16-16	7/8-14	40,4	1.59	16,0	0.63	25,4	1.00
0812S	12,7	0.50	13/16-16	1 1/16-12	44,5	1.75	18,5	0.73	31,8	1.25
0814S	12,7	0.50	13/16-16	1 3/16-12	44,5	1.75	18,5	0.73	35,1	1.38
0816S	12,7	0.50	13/16-16	1 5/16-12	45,5	1.79	18,5	0.73	38,1	1.50
1008S	16,0	0.63	1-14	3/4-16	45,2	1.78	14,0	0.55	26,9	1.06
1010S	16,0	0.63	1-14	7/8-14	43,2	1.70	16,0	0.63	26,9	1.06
1012S	16,0	0.63	1-14	1 1/16-12	47,2	1.86	18,5	0.73	31,8	1.25
1206S	19,0	0.75	1 3/16-12	9/16-18	45,0	1.77	11,9	0.47	31,8	1.25
1208S	19,0	0.75	1 3/16-12	3/4-16	48,5	1.91	14,0	0.55	31,8	1.25
1210S	19,0	0.75	1 3/16-12	7/8-14	50,5	1.99	16,0	0.63	31,8	1.25
1212S	19,0	0.75	1 3/16-12	1 1/16-12	48,8	1.92	18,5	0.73	31,8	1.25
1214S	19,0	0.75	1 3/16-12	1 3/16-12	48,8	1.92	18,5	0.73	35,1	1.38
1216S	19,0	0.75	1 3/16-12	1 5/16-12	49,8	1.96	18,5	0.73	38,1	1.50
1608S	25,4	1.00	1 7/16-12	3/4-16	49,8	1.96	14,0	0.55	38,1	1.50
1610S	25,4	1.00	1 7/16-12	7/8-14	51,8	2.04	16,0	0.63	38,1	1.50
1612S	25,4	1.00	1 7/16-12	1 1/16-12	54,4	2.14	18,5	0.73	38,1	1.50
1614S	25,4	1.00	1 7/16-12	1 3/16-12	50,3	1.98	18,5	0.73	38,1	1.50
1616S	25,4	1.00	1 7/16-12	1 5/16-12	50,3	1.98	18,5	0.73	38,1	1.50
1620S	25,4	1.00	1 7/16-12	1 5/8-12	52,3	2.06	18,5	0.73	47,8	1.88
2016S	31,8	1.25	1 11/16-12	1 5/16-12	57,9	2.28	18,5	0.73	44,5	1.75
2020S	31,8	1.25	1 11/16-12	1 5/8-12	52,3	2.06	18,5	0.73	47,8	1.88
2024S	31,8	1.25	1 11/16-12	1 7/8-12	54,1	2.13	18,5	0.73	53,8	2.12
2420S	38,1	1.50	2-12	1 5/8-12	59,7	2.35	18,5	0.73	53,8	2.12

Danfoss Steel Adapter Catalog

ORS/SAE O-Ring boss long adapter


A



FF1854T(Dash size) (Ref. SAE 520122)
(Formerly Weatherhead Series 4316x)

Dash size	Tube O. D.		Thread T1	Thread T2	A		C		1	
	mm	in			mm	in	mm	in	mm	in
0404S	6,4	0.25	9/16-18	7/16-20	52,6	2.07	10,9	0.43	15,7	0.62
0606S	9,7	0.38	11/16-16	9/16-18	57,6	2.27	11,9	0.47	19,0	0.75
0808S	12,7	0.50	13/16-16	3/4-16	67,8	2.67	14,0	0.55	22,3	0.88
1010S	16,0	0.63	1-14	7/8-14	79,5	3.13	16,0	0.63	26,9	1.06
1212S	19,0	0.75	1 3/16-12	1 1/16-12	95,2	3.75	18,5	0.73	31,8	1.25
1616S	25,4	1.00	1 7/16-12	1 5/16-12	104,9	4.13	18,5	0.73	38,1	1.50
2424S	38,1	1.50	2-12	1 7/8-12	133,6	5.26	18,5	0.73	53,9	2.12


ORS/male NPTF adapter



FF2031T(Dash size) (Ref. SAE 520102)
(Formerly Weatherhead Series 4205x)

Dash size	Tube O. D.		Thread T1	Thread T2	A		1	
	mm	in			mm	in	mm	in
0402S	6,4	0.25	9/16-18	1/8-27	26,2	1.03	15,7	0.62
0404S	6,4	0.25	9/16-18	1/4-18	31,5	1.24	15,7	0.62
0406S	6,4	0.25	9/16-18	3/8-18	31,5	1.24	19,1	0.75
0408S	6,4	0.25	9/16-18	1/2-14	37,8	1.49	22,4	0.88
0602S	9,7	0.38	11/16-16	1/8-27	28,4	1.12	19,1	0.75
0604S	9,7	0.38	11/16-16	1/4-18	33,0	1.30	19,1	0.75
0606S	9,7	0.38	11/16-16	3/8-18	33,0	1.30	19,1	0.75
0608S	9,7	0.38	11/16-16	1/2-14	39,4	1.55	22,4	0.88
0804S	12,7	0.50	13/16-16	1/4-18	34,5	1.36	22,4	0.88
0806S	12,7	0.50	13/16-16	3/8-18	34,5	1.36	22,4	0.88
0808S	12,7	0.50	13/16-16	1/2-14	40,9	1.61	22,4	0.88
0812S	12,7	0.50	13/16-16	3/4-14	42,7	1.68	26,9	1.06
1008S	16,0	0.63	1-14	1/2-14	43,7	1.72	26,9	1.06
1012S	16,0	0.63	1-14	3/4-14	45,2	1.78	26,9	1.06
1208S	19,0	0.75	1 3/16-12	1/2-14	46,7	1.84	31,8	1.25
1212S	19,0	0.75	1 3/16-12	3/4-14	46,7	1.84	31,8	1.25
1216S	19,0	0.75	1 3/16-12	1-11 1/2	51,6	2.03	35,1	1.38
1612S	25,4	1.00	1 7/16-12	3/4-14	47,2	1.86	38,1	1.50
1616S	25,4	1.00	1 7/16-12	1-11 1/2	52,1	2.05	38,1	1.50
1620S	25,4	1.00	1 7/16-12	1 1/4-11 1/2	54,9	2.16	42,9	1.69
2016S	31,8	1.25	1 11/16-12	1-11 1/2	54,1	2.13	44,5	1.75
2020S	31,8	1.25	1 11/16-12	1 1/4-11 1/2	54,9	2.16	44,5	1.75
2424S	38,1	1.50	2-12	1 1/2-11 1/2	57,4	2.26	53,8	2.12

ORS/male ISO 6149 O-Ring seal (S-series)

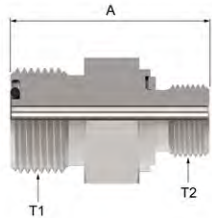


FF2742T(Dash size) (Ref. SAE 52M0187)

Dash size	Tube O. D.		Thread T1	Thread T2	A		B		C	
	mm	in			mm	in	mm	in	mm	in
0612S	9,7	0.38	11/16-16	M12 x 1.5	32,0	1.26	11,2	0.44	10,9	0.43
0614S	9,7	0.38	11/16-16	M14 x 1.5	32,0	1.26	11,2	0.44	10,9	0.43
0818S	12,7	0.50	13/16-16	M18 x 1.5	38,1	1.50	12,7	0.50	14,0	0.55
0822S	12,7	0.50	13/16-16	M22 x 1.5	39,4	1.55	12,7	0.50	15,0	0.59
1022S	16,0	0.63	1-14	M22 x 1.5	41,9	1.65	15,5	0.61	15,0	0.59
1222S	19,0	0.75	1 3/16-12	M22 x 1.5	43,4	1.71	17,0	0.67	15,0	0.59

ORS to BSPP

ORFS Male / BSP Male Captive Seal

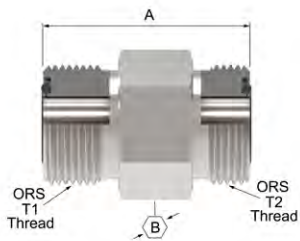


FF4269T(Dash size) (Ref. ISO 8434-3 / ISO 1179-2 L Type E)

Dash size	Tube O.D.		Thread T1	Thread T2	A	
	mm	in			mm	in
0404S	6,4	0.25	9/16-18	G1/4-19	31,0	1.22
0604S	9,7	0.38	11/16-16	G1/4-19	30,0	1.18
0608S	9,7	0.38	11/16-16	G1/2-14	38,0	1.50
0606S	9,7	0.38	11/16-16	G3/8-19	32,0	1.26
0808S	12,7	0.50	13/16-16	G1/2-14	38,2	1.50
1212S	19,0	0.75	1 3/16-12	G3/4-14	47,0	1.85
1616S	25,4	1.00	1 7/16-12	G1-11	49,1	1.93
2020S	31,8	1.25	1 11/16-12	G1 1/4-11	54,5	2.15

ORS/ORS

ORS/ORS adapter



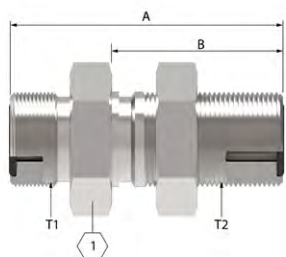
FF2000T(Dash size) (Ref. SAE 520101)
(Formerly Weatherhead Series 4305x)

Dash size	Tube O. D.		Thread T1	Thread T2	A		①	
	mm	in			mm	in	mm	in
0404S	6,4	0.25	9/16-18	9/16-18	27,4	1.08	15,7	0.62
0604S	9,7	0.38	11/16-16	9/16-18	29,7	1.17	19,0	0.75
0606S	9,7	0.38	11/16-16	11/16-16	31,0	1.22	19,0	0.75
0806S	12,7	0.50	13/16-16	11/16-16	33,8	1.33	22,3	0.88
0808S	12,7	0.50	13/16-16	13/16-16	35,3	1.39	22,3	0.88
1008S	16,0	0.63	1-14	13/16-16	39,9	1.57	26,9	1.06
1010S	16,0	0.63	1-14	1-14	42,7	1.68	26,9	1.06
1208S	19,0	0.75	1 3/16-12	13/16-16	42,9	1.69	31,8	1.25
1210S	19,0	0.75	1 3/16-12	1-14	45,7	1.80	31,8	1.25
1212S	19,0	0.75	1 3/16-12	1 3/16-12	47,2	1.86	31,8	1.25
1612S	25,4	1.00	1 7/16-12	1 3/16-12	48,8	1.92	38,1	1.50
1616S	25,4	1.00	1 7/16-12	1 7/16-12	49,3	1.94	38,1	1.50
2020S	31,8	1.25	1 11/16-12	1 11/16-12	51,3	2.02	44,4	1.75
2424S	38,1	1.50	2-12	2-12	53,1	2.09	53,9	2.12

Danfoss Steel Adapter Catalog

ORS/ORS bulkhead adapter

A

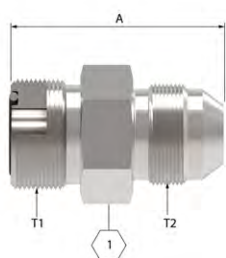


FF1994T(Dash size) (Ref. SAE 520601)
(Formerly Weatherhead Series 4325x)

Dash size	Tube O. D.		Thread T1	Thread T2	A		B		1	
	mm	in			mm	in	mm	in	mm	in
0606S	9,7	0.38	11/16-16	11/16-16	53,1	2.09	34,0	1.34	25,4	1.00
0808S	12,7	0.50	13/16-16	13/16-16	58,4	2.30	36,6	1.44	28,4	1.12
1010S	16,0	0.63	1-14	1-14	66,5	2.62	40,6	1.60	33,3	1.31
1212S	19,0	0.75	1 3/16-12	1 3/16-12	69,1	2.72	41,7	1.64	38,1	1.50
1616S	25,4	1.00	1 7/16-12	1 7/16-12	70,1	2.76	42,2	1.66	44,5	1.75

Note: Available without nut. Order by Part no. FF1994H4-(dash size).

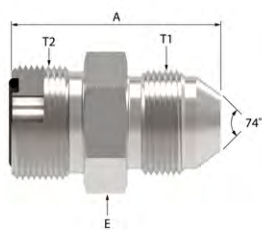
Male ORS/SAE 37° male flare



FF2313T(Dash size)

Dash size	Tube O. D.		Thread T1	Thread T2	A		E Hex		E Hex	
	mm	in			mm	in	mm	in	mm	in
0808S	12,7	0.50	3/16-16	13/4-16	39,1	1.54	16,8	0.66	22,3	0.88

JIC Male 74° Cone /ORFS Male

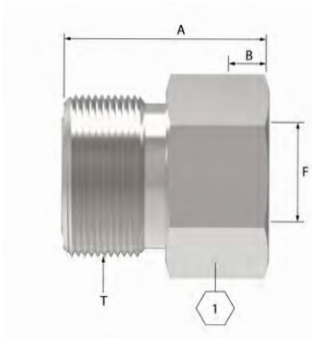


FF4272T(Dash size) (Ref. ISO 8434-2 / ISO 8434-3)

Dash size	Tube O. D.		Thread T1	Thread T2	A		E Hex	
	mm	in			mm	in	mm	in
0404S	6,4	0.25	7/16-20	9/16-18	29,5	1.16	17,0	0.67
0606S	9,7	0.38	9/16-18	11/16-16	31,0	1.22	19,0	0.75
0808S	12,7	0.50	1/2-14	13/16-16	37,5	1.48	22,0	0.87
1212S	19,0	0.75	1 1/16-12	1 3/16-12	50,0	1.97	32,0	1.26
1616S	25,4	1.00	1 5/16-12	1 7/16-12	51,5	2.03	38,0	1.50
2020S	31,7	1.25	1 5/8-12	1 11/16-20	54,0	2.13	46,0	1.81
2424S	38,1	1.50	1 7/8-12	2-12	60,0	2.36	55,0	2.17

ORS braze type

ORS/braze adapter

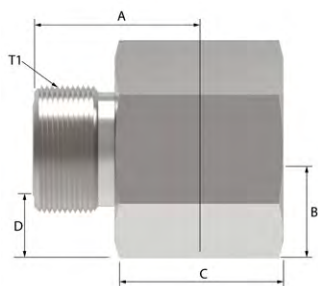


FF1851T(Dash size)* (Ref. SAE 520104)

Dash size	Tube O. D.		Thread T1	A		B		F		1
	mm	in		mm	in	mm	in	mm	in	
0404S	6,4	0.25	9/16-18	19,8	0.78	6,4	0.25	6,4	0.25	0.62
0606S	9,7	0.38	11/16-16	21,0	0.83	6,4	0.25	9,7	0.38	0.75
0608S	9,7	0.38	11/16-16	24,1	0.95	9,7	0.38	12,7	0.50	0.75
0808S	12,7	0.50	13/16-16	25,8	1.01	9,5	0.38	12,8	0.50	0.88
1010S	16,0	0.63	1-14	28,5	1.12	9,7	0.38	15,7	0.62	1.06
1212S	19,0	0.75	1 3/16-12	30,7	1.21	9,7	0.38	19,0	0.75	1.25
1216S	19,0	0.75	1 3/16-12	36,8	1.45	12,7	0.50	25,4	1.00	1.50
1612S	25,4	1.00	1 7/16-12	30,7	1.21	9,7	0.38	19,0	0.75	1.50
1616S	25,4	1.00	1 7/16-12	37,3	1.47	12,7	0.50	25,4	1.00	1.50
1620S	25,4	1.00	1 7/16-12	37,3	1.47	12,7	0.50	31,8	1.25	1.75
2020S	31,8	1.25	1 11/16-12	37,3	1.47	12,7	0.50	31,8	1.25	1.75
2424S	38,1	1.50	2-12	37,3	1.47	12,7	0.50	38,1	1.50	2.12

*Danfoss braze counterbores are dimensioned for sized or emerged tubing. If tubing is used as received, contact Danfoss for appropriate part number.

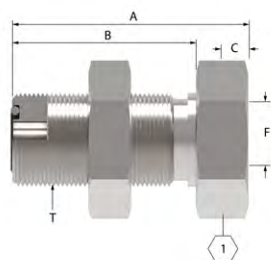
90° ORS/braze port adapter



FF1856T(Dash size)* (Ref. SAE 520204)

Dash size	Tube O. D.		Thread T1	A		B		C		D	
	mm	in		mm	in	mm	in	mm	in	mm	in
0606S	9,7	0.38	11/16-16	24,9	0.98	10,4	0.41	9,7	0.38	6,4	0.25
0808S	12,7	0.50	13/16-16	27,9	1.10	15,0	0.59	12,7	0.50	9,7	0.38
1010S	16,0	0.63	1-14	33,3	1.31	16,8	0.66	15,7	0.62	9,7	0.38
1212S	19,0	0.75	1 3/16-12	37,3	1.47	18,3	0.72	19,0	0.75	9,7	0.38
1616S	25,4	1.00	1 7/16-12	41,6	1.64	23,9	0.94	25,4	1.00	13,2	0.52
1820S	25,4	1.00	1 7/16-12	44,7	1.76	28,5	1.12	31,8	1.25	13,5	0.53
2424S	38,1	1.50	2-12	48,8	1.92	31,8	1.25	38,1	1.50	13,2	0.52

ORS bulkhead male/braze adapter



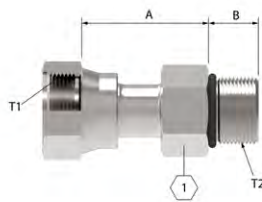
FF1922T(Dash size)* (Ref. SAE 520604)

Dash size	Tube O. D.		Thread T1	A		B		C		D		1
	mm	in		mm	in	mm	in	mm	in	mm	in	
0606S	9,7	0.38	11/16-16	43,7	1.72	34,0	1.34	6,4	0.25	9,7	0.38	1.00
1010S	16,0	0.63	1-14	53,6	2.11	40,6	1.60	9,7	0.38	15,7	0.62	1.31
1212S	19,0	0.75	1 3/16-12	55,4	2.18	41,6	1.64	9,7	0.38	19,0	0.75	1.50
1616S	25,4	1.00	1 7/16-12	61,7	2.43	42,2	1.66	12,7	0.50	25,4	1.00	1.75

Danfoss Steel Adapter Catalog

ORS female swivel/SAE O-Ring boss adapter

A

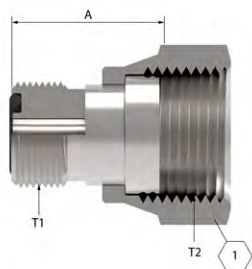


FF2130T(Dash size) (Ref. SAE 520181)

Dash size	Tube O. D.		Thread T1	Thread T2	A		B		①	
	mm	in			mm	in	mm	in	mm	in
0606S	9,7	0.38	11/16-16	9/16-18	28,2	1.11	11,9	0.47	17,5	0.69
0808S	12,7	0.50	13/16-16	3/4-16	35,3	1.39	14,0	0.55	22,3	0.88
1212S	19,0	0.75	1 3/16-12	1 11/16-12	41,1	1.62	18,5	0.73	31,8	1.25
1616S	25,4	1.00	1 7/16-12	1 5/16-12	49,0	1.93	18,5	0.73	38,1	1.50
2020S	31,8	1.25	1 11/16-12	1 5/8-12	47,2	1.86	18,5	0.73	47,7	1.88

ORS/ORS

ORS/ORS reducer adapter

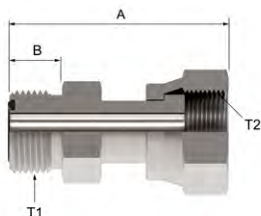


FF2281T(Dash size) (Ref. SAE 520123)

Dash size	Tube O. D.		Thread T1	Thread T2	A		①	
	mm	in			mm	in	mm	in
0406S	9,7	0.38	9/16-18	11/16-16	19,5	0.77	20,6	0.81
0408S†	12,7	0.50	9/16-18	13/16-16	21,8	0.86	23,9	0.94
0410S†	16,0	0.63	9/16-18	1-14	22,9	0.90	28,5	1.12
0412S†	19,0	0.75	9/16-18	1 3/16-12	24,9	0.98	35,1	1.38
0608S	12,7	0.50	11/16-16	13/16-16	22,3	0.88	23,9	0.94
0610S†	16,0	0.63	11/16-16	1-14	24,1	0.95	28,5	1.12
0612S†	19,0	0.75	11/16-16	1 3/16-12	26,2	1.03	35,1	1.38
0810S†	16,0	0.63	13/16-16	1-14	25,9	1.02	28,5	1.12
0812S†	19,0	0.75	13/16-16	1 3/16-12	27,9	1.10	35,1	1.38
0816S†	25,4	1.00	13/16-16	1 7/16-12	29,2	1.15	41,1	1.62
1012S	16,0	0.63	1 3/16-12	1-14	29,5	1.16	34,9	1.38
1216S	25,4	1.00	1 3/16-12	1 7/16-12	34,0	1.34	41,1	1.62
1220S†	31,8	1.25	1 3/16-12	1 11/16-12	33,5	1.32	47,7	1.88
1224S†	38,1	1.50	1 3/16-12	2-12	33,6	1.32	57,2	2.25
1620S	31,8	1.25	1 7/16-12	1 11/16-12	37,3	2.69	47,7	1.88
1624S†	38,1	1.50	1 7/16-12	2-12	34,0	1.34	57,2	2.25

† Available without nut. Order by part number FF2151T (Size).

ORS Male/ORS Female Swivel



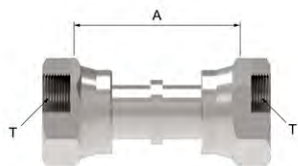
FF4278T(Dash size) (Ref. ISO 8434-3)

Dash size	Tube O. D.		Thread T1	Thread T2	A		B	
	mm	in			mm	in	mm	in
0404S	6,4	0.25	9/16-18	9/16-18	33,0	1.30	10,0	0.39
0606S	9,7	0.38	11/16-16	11/16-16	38,5	1.52	11,0	0.43
0808S	12,7	0.50	13/16-16	13/16-16	43,0	1.69	13,0	0.51
1212S	19,0	0.75	1 3/16-12	1 3/16-12	56,0	2.20	17,0	0.67
1616S	25,4	1.00	1 7/16-12	1 7/16-12	60,0	2.36	17,5	0.69
2020S	31,8	1.25	1 11/16-12	1 11/16-12	62,0	2.44	17,5	0.69

Danfoss Steel Adapter Catalog

ORS female / ORS female

A

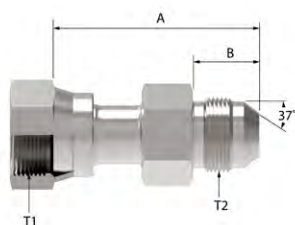


FF4284T-(Dash size) (Ref. ISO 8434-3)

Dash size	Tube O.D.		Thread T1	Thread T2	A	
	mm	in			mm	in
0404S	6,4	0.25	9/16-18	9/16-18	33,5	1.32
0606S	9,7	0.38	11/16-16	11/16-16	40,5	1.59
0808S	12,7	0.50	13/16-16	13/16-16	44,5	1.75
1010S	16,0	0.63	1-14	1-14	52,5	2.07
1212S	19,0	0.75	1 3/16-12	1 3/16-12	56,0	2.20
1616S	25,4	1.00	1 7/16-12	1 7/16-12	w60,0	2.36
2020S	31,8	1.25	1 11/16-12	1 11/16-12	47,5	1.87

ORS to SAE 37° flare

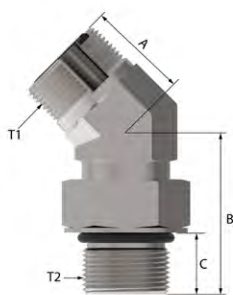
ORS female swivel/SAE 37° male flare



FF2209T(Dash size)
(Formerly Weatherhead Series 4213x)

Dash size	Tube O. D.		Thread T1	Thread T2	A		B	
	mm	in			mm	in	mm	in
0404S	6,4	0.25	9/16-18	7/16-20	38,1	1.50	14,0	1.55
0412S	6,4	0.25	9/16-18	1 1/16-12	50,5	1.99	21,8	0.86
0606S	9,7	0.38	11/16-16	9/16-18	41,4	1.62	14,2	0.56
0612S	9,7	0.38	11/16-16	1 1/16-12	52,6	2.07	21,8	0.86
0808S	12,7	0.50	13/16-16	3/4-16	51,6	2.03	16,8	0.66
0812S	12,7	0.50	13/16-16	1 1/16-12	57,2	2.25	21,8	0.86
1010S	16,0	0.63	1-14	7/8-14	53,6	2.11	19,3	0.76
1212S	19,0	0.75	1 3/16-12	1 1/16-12	62,0	2.44	21,8	0.86
1616S	25,4	1.00	1 7/16-12	1 5/16-12	71,6	2.82	23,1	0.91
2016S	31,8	1.25	1 11/16-12	1 5/16-12	73,1	2.88	23,1	0.91
2020S	31,8	1.35	1 11/16-12	1 5/8-12	76,7	3.02	24,3	0.96

45° ORS/SAE O-Ring boss (adj.) adapter



FF2068T(Dash size) (Ref. SAE 520320)
(Formerly Weatherhead Series 4365x)

Dash size	Tube O. D.		Thread T1	Thread T2	A		B		C	
	mm	in			mm	in	mm	in	mm	in
0404S	6,4	0.25	9/16-18	7/16-20	16,0	0.63	30,0	1.18	10,4	0.41
0406S	6,4	0.25	9/16-18	9/16-18	17,3	0.68	33,0	1.30	11,7	0.46
0408S	6,4	0.25	9/16-18	3/4-16	17,0	0.67	36,3	1.43	13,2	0.52
0604S	9,7	0.38	11/16-16	7/16-20	18,8	0.74	31,0	1.22	10,4	0.41
0606S	9,7	0.38	11/16-16	9/16-18	18,8	0.74	33,0	1.30	11,7	0.46
0608S	9,7	0.38	11/16-16	3/4-16	18,8	0.74	36,3	1.43	13,2	0.52
0806S	12,7	0.50	13/16-16	9/16-18	20,3	0.80	32,3	1.27	11,7	0.46
0808S	12,7	0.50	13/16-16	3/4-16	20,3	0.80	36,3	1.43	13,2	0.52
0810S	12,7	0.50	13/16-16	7/8-14	20,8	0.82	44,7	1.76	15,7	0.62
0816S	12,7	0.50	13/16-16	1 5/16-12	25,7	1.01	52,3	2.06	18,0	0.71
1008S	16,0	0.63	1-14	3/4-16	23,4	0.92	40,4	1.59	13,2	0.52
1010S	16,0	0.63	1-14	7/8-14	23,4	0.92	44,7	1.76	15,7	0.62
1012S	16,0	0.63	1-14	1 1/16-12	24,4	0.96	50,0	1.97	18,0	0.71
1210S	19,0	0.75	1 3/16-12	7/8-14	25,9	1.02	46,0	1.81	15,7	0.62
1212S	19,0	0.75	1 3/16-12	1 1/16-12	25,9	1.02	50,0	1.97	18,0	0.71
1216S	19,0	0.75	1 3/16-12	1 5/16-12	29,5	1.16	52,3	2.06	18,0	0.71
1612S	25,4	1.00	1 7/16-12	1 1/16-12	30,0	1.18	51,6	2.03	18,0	0.71
1616S	25,4	1.00	1 7/16-12	1 5/16-12	30,0	1.18	52,3	2.06	18,0	0.71
1620S	25,4	1.00	1 7/16-12	1 5/8-12	32,0	1.26	53,6	2.11	18,0	0.71
2020S	31,8	1.25	1 11/16-12	1 5/8-12	32,0	1.26	53,6	2.11	18,0	0.71
2424S	38,1	1.50	2-12	1 7/8-12	36,8	1.45	53,6	2.11	18,0	0.71

Danfoss Steel Adapter Catalog

A

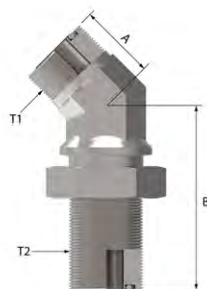
45° ORS/male NPTF adapter



FF2093T(Dash size) (Ref. SAE 520302)
(Formerly Weatherhead Series 4355x)

Dash size	Tube O. D.		Thread T1	Thread T2	A		B	
	mm	in			mm	in	mm	in
0402S	6,4	0.25	9/16-18	1/8-27	16,0	0.63	17,3	0.68
0404S	6,4	0.25	9/16-18	1/4-18	17,3	0.68	23,6	0.93
0604S	9,7	0.38	11/16-16	1/4-18	18,8	0.74	23,6	0.93
0606S	9,7	0.38	11/16-16	3/8-18	18,8	0.74	26,4	1.04
0806S	12,7	0.50	13/16-16	3/8-18	20,3	0.80	26,4	1.04
0808S	12,7	0.50	13/16-16	1/2-14	20,8	0.82	30,5	1.20
1008S	16,0	0.63	1-14	1/2-14	23,4	0.92	30,5	1.20
1212S	19,0	0.75	1 3/16-12	3/4-14	25,9	1.02	31,2	1.23
1616S	25,4	1.00	1 7/16-12	1-11 1/2	30,0	1.18	38,3	1.51
2020S	31,8	1.25	1 11/16-12	1 1/4-11 1/2	32,0	1.26	42,9	1.69
2424S	38,1	1.50	2-12	1 1/2-11 1/2	36,8	1.45	45,7	1.80

45° ORS/ORS bulkhead adapter



FF2144T(Dash size) (Ref. SAE 520801)

Dash size	Tube O. D.		Thread T1	Thread T2	A		B	
	mm	in			mm	in	mm	in
0404S	6,4	0.25	9/16-18	9/16-18	16,0	0.63	43,9	1.73
0606S	9,7	0.38	11/16-16	11/16-16	18,8	0.74	48,5	1.91
0808S	12,7	0.50	13/16-16	13/16-16	20,3	0.80	51,1	2.01
1212S	19,0	0.75	1 3/16-12	1 3/16-12	25,9	1.02	60,7	2.39
1616S	25,4	1.00	1 7/16-12	1 7/16-12	30,0	1.18	65,3	2.57

Note: Available without nut. Order by Part no. FF2144H4-(dash size).

45° ORS/ORS female adapter




FF2133T(Dash size)

Dash size	Tube O. D.		Thread T1	Thread T2	A		B	
	mm	in			mm	in	mm	in
0606S	9,7	0.38	11/16-16	11/16-16	18,8	0.74	26,9	1.06
0808S	12,7	0.50	13/16-16	13/16-16	20,3	0.80	35,6	1.40
1010S	16,0	0.63	1-14	1-14	23,4	0.92	38,6	1.52
1212S	19,0	0.75	1 3/16-12	1 3/16-12	25,9	1.02	42,4	1.67
1616S	25,4	1.00	1 7/16-12	1 7/16-12	30,0	1.18	42,9	1.69

ORS/SAE O-Ring boss

A

90° ORS/SAE O-Ring boss (adj.) adapter



FF1868T(Dash size) (Ref. SAE 520220)
(Formerly Weatherhead Series 4515x)

Dash size	Tube O. D.		Thread T1	Thread T2	A		B		C	
	mm	in			mm	in	mm	in	mm	in
0403S	6,4	0.25	9/16-18	3/8-24	21,6	0.85	30,2	1.19	9,1	0.36
0404S	6,4	0.25	9/16-18	7/16-20	21,6	0.85	32,8	1.29	10,4	0.41
0405S	6,4	0.25	9/16-18	1/2-20	22,4	0.88	34,5	1.36	10,4	0.41
0406S	6,4	0.25	9/16-18	9/16-18	23,4	0.92	36,8	1.45	11,7	0.46
0408S	6,4	0.25	9/16-18	3/4-16	24,6	0.97	40,6	1.60	13,2	0.52
0604S	9,7	0.38	11/16-16	7/16-20	24,9	0.98	34,8	1.37	10,4	0.41
0605S	9,7	0.38	11/16-16	1/2-20	24,9	0.98	34,8	1.37	10,4	0.41
0606S	9,7	0.38	11/16-16	9/16-18	24,9	0.98	36,8	1.45	11,7	0.46
0608S	9,7	0.38	11/16-16	3/4-16	26,4	1.04	40,6	1.60	13,2	0.52
0610S	9,7	0.38	11/16-16	7/8-14	29,2	1.15	50,0	1.97	15,7	0.62
0612S	9,7	0.38	11/16-16	1 1/16-12	31,8	1.25	55,1	2.17	18,0	0.71
0806S	12,7	0.50	13/16-16	9/16-18	28,2	1.11	36,6	1.44	11,7	0.46
0808S	12,7	0.50	13/16-16	3/4-16	27,9	1.10	40,6	1.60	13,2	0.52
0810S	12,7	0.50	13/16-16	7/8-14	30,7	1.21	50,0	1.97	15,7	0.62
0812S	12,7	0.50	13/16-16	1 1/16-12	33,5	1.32	55,1	2.17	18,0	0.71
1008S	16,0	0.63	1-14	3/4-16	33,3	1.31	45,7	1.80	13,2	0.52
1010S	16,0	0.63	1-14	7/8-14	33,3	1.31	50,0	1.97	15,7	0.62
1012S	16,0	0.63	1-14	1 1/16-12	35,8	1.41	55,1	2.17	18,0	0.71
1208S	19,0	0.75	1 3/16-12	3/4-16	37,3	1.47	46,7	1.84	13,2	0.52
1210S	19,0	0.75	1 3/16-12	1 3/16-12	37,3	1.47	51,1	2,01	15,7	0.62
1212S	19,0	0.75	1 3/16-12	1 1/16-12	37,3	1.47	55,1	2,17	18,0	0.71
1214S	19,0	0.75	1 3/16-12	1 3/16-12	37,3	1.47	55,1	2,17	18,0	0.71
1216S	19,0	0.75	1 3/16-12	1 5/16-12	41,1	1.62	59,7	2.35	18,0	0.71
1612S	25,4	1.00	1 7/16-12	1 1/16-12	41,7	1.64	58,9	2.32	18,0	0.71
1614S	25,4	1.00	1 7/16-12	1 3/16-12	41,7	1.64	58,9	2.32	18,0	0.71
1616S	25,4	1.00	1 7/16-12	1 5/16-12	41,7	1.64	59,7	2.35	18,0	0.71
1620S	25,4	1.00	1 7/16-12	1 5/8-12	44,7	1.76	62,2	2.45	18,0	0.71
2012S	31,8	1.25	1 11/16-12	1 1/16-12	44,7	1.76	61,5	2.42	18,0	0.71
2016S	31,8	1.25	1 11/16-12	1 5/16-12	44,7	1.76	61,5	2.42	18,0	0.71
2020S	31,8	1.25	1 11/16-12	1 5/8-12	44,7	1.76	62,2	2.45	18,0	0.71
2420S	38,1	1.50	2-12	1 5/8-12	48,8	1.92	65,8	2.59	18,0	0.71
2424S	38,1	1.50	2-12	1 7/8-12	48,8	1.92	65,8	2.59	18,0	0.71

ORS/SAE O-Ring boss

90° ORS/SAE O-Ring boss (adj.) long adapter

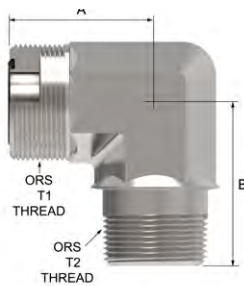


FF2227T(Dash size) (Ref. SAE 521520)
(Formerly Weatherhead Series 4515x-L)

Dash size	Tube O. D.		Thread T1	Thread T2	A		B		C	
	mm	in			mm	in	mm	in	mm	in
0404S	6,4	0.25	9/16-18	7/16-20	21,6	0.85	56,6	2.23	10,9	0.43
0606S	9,7	0.38	11/16-16	9/16-18	24,9	0.98	66,3	2.61	11,9	0.47
0808S	12,7	0.50	13/16-16	3/4-16	27,9	1.10	74,9	2.95	14,0	0.55
1010S	16,0	0.63	1-14	7/8-14	33,3	1.31	89,1	3.51	16,0	0.63
1212S	19,0	0.75	1 3/16-12	1 1/16-12	37,3	1.47	100,8	3.97	18,5	0.73
1616S	25,4	1.00	1 7/16-12	1 5/16-12	41,6	1.64	114,5	4.51	18,5	0.73
2020S	31,8	1.25	1 11/16-12	1 5/8-12	44,7	1.76	126,5	4.98	18,5	0.73

ORS/NPTF

90° ORS/male NPTF adapter



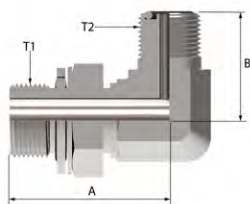
FF2032T(Dash size) (Ref. SAE 520202)
(Formerly Weatherhead Series 4405x)

Dash size	Tube O. D.		Thread T1	Thread T2	A		B	
	mm	in			mm	in	mm	in
0402S	6,4	0.25	9/16-18	1/8-27	21,6	0.85	21,3	0.84
0404S	6,4	0.25	9/16-18	1/4-18	23,4	0.92	29,2	1.15
0406S	6,4	0.25	9/16-18	3/8-18	24,4	0.96	31,8	1.25
0602S	9,7	0.38	11/16-16	1/8-27	24,9	0.98	24,4	0.96
0604S	9,7	0.38	11/16-16	1/4-18	24,9	0.98	29,2	1.15
0606S	9,7	0.38	11/16-16	3/8-18	26,4	1.04	31,8	1.25
0608S	9,7	0.38	11/16-16	1/2-14	29,2	1.15	38,9	1.53
0802S	12,7	0.50	13/16-16	1/8-27	27,9	1.10	22,1	0.87
0806S	12,7	0.50	13/16-16	3/8-18	27,9	1.10	31,8	1.25
0808S	12,7	0.50	13/16-16	1/2-14	30,7	1.21	38,9	1.53
0812S	12,7	0.50	13/16-16	3/4-14	33,5	1.32	41,9	1.65
1008S	16,0	0.63	1-14	1/2-14	33,3	1.31	38,9	1.53
1012S	16,0	0.63	1-14	3/4-14	35,8	1.41	41,9	1.65
1208S	19,0	0.75	1 3/16-12	1/2-14	37,3	1.47	41,9	1.65
1212S	19,0	0.75	1 3/16-12	3/4-14	37,3	1.47	41,9	1.65
1216S	19,0	0.75	1 3/16-12	1-11 1/2	41,1	1.62	51,6	2.03
1612S	25,4	1.00	1 7/16-12	3/4-14	41,7	1.64	46,7	1.84
1616S	25,4	1.00	1 7/16-12	1-11 1/2	41,7	1.64	51,6	2.03
2016S	31,8	1.25	1 11/16-12	1-11 1/2	44,7	1.76	60,5	2.38
2020S	31,8	1.25	1 11/16-12	1 1/4-11 1/2	44,7	1.76	61,2	2.41
2424S	38,1	1.50	2-12	1 1/2-11 1/2	48,8	1.92	68,6	2.70

Danfoss Steel Adapter Catalog

ORFS Male / Adjustable BSP Male O-Ring Seal 90° Elbow

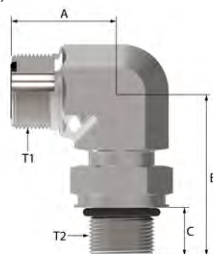
A



FF4291T(Dash size)
(Ref. Performance per ISO 8434-3 / Performance per ISO 1179-3 L)

Dash size	Tube O.D.		Thread T1	Thread T2	A		B	
	mm	in			mm	in	mm	in
0404S	6,4	0.25	9/16-18	G1/4-19	23,0	0.91	31,3	1.23
0604S	9,7	0.38	11/16-16	G1/4-19	27,0	1.06	33,5	1.32
0606S	9,7	0.38	11/16-16	G3/8-19	27,0	1.06	36,8	1.45
0808S	12,7	0.50	13/16-16	G1/2-14	31,0	1.22	43,2	1.70
1212S	19,0	0.75	1 3/16-12	G3/4-14	40,3	1.59	52,0	2.05
1616S	25,4	1.00	1 7/16-12	G1-11	44,5	1.75	56,0	2.20
2020S	31,8	1.25	1 11/16-12	G1 1/4-11	47,5	1.87	60,0	2.36

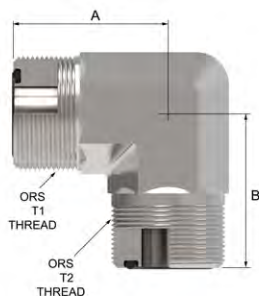
90° ORS/ISO 6149 O-Ring seal (S-series)



FF2744T(Dash size) (Ref. SAE 52M0287)

Dash size	Tube O.D.		Thread T1	Thread T2	A		B		C	
	mm	in			mm	in	mm	in	mm	in
0818S	12,7	0.50	13/16-16	M18 x 1.5	29,7	1.17	44,2	1.74	14,2	0.56

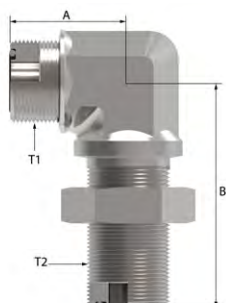
90° ORS/ORS adapter



FF2035T(Dash size) (Ref. SAE 520201)
(Formerly Weatherhead Series 4505x)

Dash size	Tube O. D.		Thread T1	Thread T2	A		B	
	mm	in			mm	in	mm	in
0404S	6,4	0.25	9/16-18	9/16-18	21,6	0.85	21,6	0.85
0604S	9,7	0.38	11/16-16	9/16-18	24,9	0.98	23,4	0.92
0606S	9,7	0.38	11/16-16	11/16-16	24,9	0.98	24,9	0.98
0808S	12,7	0.50	13/16-16	13/16-16	27,9	1.10	27,9	1.10
1010S	16,0	0.63	1-14	1-14	33,3	1.31	33,3	1.31
1212S	19,0	0.75	1 3/16-12	1 3/16-12	37,3	1.47	37,3	1.47
1616S	25,4	1.00	1 7/16-12	1 7/16-12	41,6	1.64	41,6	1.64
2020S	31,8	1.25	1 11/16-12	1 11/16-12	44,7	1.76	44,7	1.76

90° ORS/ORS bulkhead adapter



FF2030T(Dash size) (Ref. SAE 520701)
(Formerly Weatherhead Series 4525x)

Dash size	Tube O. D.		Thread T1	Thread T2	A		B		E	
	mm	in			mm	in	mm	in	mm	in
0606S	9,7	0.38	11/16-16	11/16-16	25,9	1.02	52,1	2.05	6,6	0.26
0808S	12,7	0.50	13/16-16	13/16-16	29,0	1.14	55,4	2.18	9,7	0.38
1212S	19,0	0.75	1 3/16-12	1 3/16-12	38,6	1.52	67,3	2.65	15,5	0.61
1616S	25,4	1.00	1 7/16-12	1 7/16-12	42,4	1.67	71,1	2.80	20,6	0.81


Note: Available without nut. Order by Part no. FF2030H4-(dash size).

Danfoss Steel Adapter Catalog

90° ORS/ORS female adapter

A

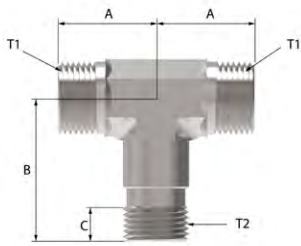
FF2098T(Dash size) (Ref. SAE 520221)
(Formerly Weatherhead Series 4506x)



Dash size	Tube O. D.		Thread T1	Thread T2	A		B	
	mm	in			mm	in	mm	in
0404S	6,4	0.25	9/16-18	9/16-18	21,6	0.85	26,4	1.04
0606S	9,7	0.38	11/16-16	11/16-16	24,9	0.98	29,2	1.15
0808S	12,7	0.50	13/16-16	13/16-16	27,9	1.10	37,8	1.49
1010S	16,0	0.63	1-14	1-14	33,3	1.31	41,1	1.62
1212S	19,0	0.75	1 3/16-12	1 3/16-12	37,3	1.47	46,2	1.82
1616S	25,4	1.00	1 7/16-12	1 7/16-12	41,7	1.64	53,3	2.10
2020S	31,8	1.25	1 11/16-12	1 11/16-12	44,7	1.76	58,2	2.29
2424S	38,1	1.50	2-12	2-12	48,8	1.92	61,2	2.41

ORS/SAE O-Ring boss


ORS/ORS/SAE O-Ring boss (adj.) adapter



FF1861T(Dash size) (Ref. SAE 520429)
(Formerly Weatherhead Series 4715x)

Dash size	Tube O. D.		Thread T1	Thread T2	A		B		C	
	mm	in			mm	in	mm	in	mm	in
0404S	6,4	0.25	9/16-18	7/16-20	21,6	0.85	32,8	1.29	10,9	0.43
0606S	9,7	0.38	11/16-16	9/16-18	24,9	0.98	36,8	1.45	11,9	0.47
0608S	9,7	0.38	11/16-16	3/4-16	26,4	1.04	40,6	1.60	14,0	0.55
0806S	12,7	0.50	13/16-16	9/16-16	27,9	1.10	50,0	1.97	14,0	0.55
0808S	16,0	0.63	1-14	3/4-16	36,6	1.44	50,0	1.97	16,0	0.63
1010S	19,0	0.75	1 3/16-12	7/8-14	37,3	1.47	55,2	2.17	16,0	0.63
1210S	19,0	0.75	1 3/16-12	7/8-14	41,1	1.62	59,7	2.35	18,5	0.73
1212S	19,0	0.75	1 3/16-12	1 5/16-12	41,6	1.64	59,7	2.35	18,5	0.73
1216S	25,4	1.00	1 7/16-12	1 5/16-12	41,6	1.64	59,7	2.35	18,5	0.73
1616S	25,4	1.00	1 7/16-12	1 5/16-12	41,6	1.64	59,7	2.35	18,0	0.71
2020S	31,8	1.25	1 11/16-12	1 5/8-12	44,7	1.76	62,2	2.45	18,5	0.73

ORS/ORS/SAE O-Ring boss (adj.) adapter




FF1865T(Dash size) (Ref. SAE 520428)
(Formerly Weatherhead Series 4716x)

Dash size	Tube O. D.		Thread T1	Thread T2	Thread T3	A		B		C	
	mm	in				mm	in	mm	in	mm	in
0404S	6,4	0.25	9/16-18	9/16-18	7/16-20	32,8	1.29	21,6	0.85	21,6	0.85
0406S	6,4	0.25	9/16-18	9/16-18	9/16-18	36,8	1.45	23,4	0.92	23,4	0.92
0604S	9,7	0.38	11/16-16	11/16-16	7/16-20	34,8	1.37	29,7	1.17	24,9	0.98
0606S	9,7	0.38	11/16-16	11/16-16	9/16-18	36,8	1.45	24,9	0.98	24,9	0.98
0806S	12,7	0.50	13/16-16	13/16-16	9/16-18	36,6	1.44	27,9	1.10	27,9	1.10
0808S	12,7	0.50	13/16-16	13/16-16	3/4-16	40,6	1.60	27,9	1.10	27,9	1.10
0812S	12,7	0.50	13/16-16	13/16-16	1 1/16-12	55,1	2.17	33,5	1.32	33,5	1.32
1010S	16,0	0.63	1-14	1-14	7/8-14	50,0	1.97	33,3	1.31	33,3	1.31
1012S	16,0	0.63	1-14	1-14	1 1/16-12	55,1	2.17	35,8	1.41	35,8	1.41
1212S	19,0	0.75	1 3/16-12	1 3/16-12	1 1/16-12	55,1	2.17	37,3	1.47	37,3	1.47
1220S	19,0	0.75	1 3/16-12	1 3/16-12	1 5/8-12	62,2	2.45	44,2	1.74	44,2	1.74
1616S	25,4	1.00	1 7/16-12	1 7/16-12	1 5/16-12	59,7	2.35	41,7	1.64	41,7	1.64
2020S	31,8	1.25	1 11/16-12	1 11/16-12	1 5/8-12	62,2	2.45	44,7	1.76	44,7	1.76
2424S	38,1	1.50	2-12	2-12	1 7/8-12	65,8	2.59	48,8	1.92	48,8	1.92

Danfoss Steel Adapter Catalog

A

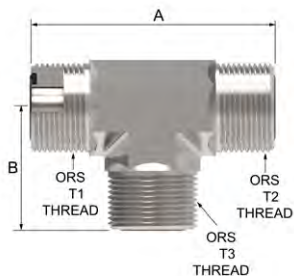
ORS/ORS/male NPTF adapter



FF2001T(Dash size) (Ref. SAE 520425)

Dash size	Tube O. D.		Thread T1	Thread T2	A		B	
	mm	in			mm	in	mm	in
0404S	6,4	0.25	9/16-18	1/4-18	23,4	0.92	27,4	1.08
0604S	9,7	0.38	11/16-16	1/4-18	24,9	0.98	27,4	1.08
0606S	9,7	0.38	11/16-16	3/8-18	26,4	1.04	30,7	1.21
0806S	12,7	0.50	13/16-16	3/8-18	27,9	1.10	30,7	1.21
0808S	12,7	0.50	13/16-16	1/2-14	30,7	1.21	38,9	1.53
1212S	19,0	0.75	1 3/16-12	3/4-14	37,3	1.47	41,9	1.65
1616S	25,4	1.00	1 7/16-12	1-11 1/2	41,6	1.64	51,6	2.03

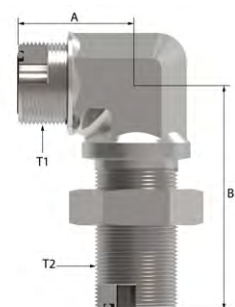
ORS/ORS/ORS



FF1898T(Dash size) (Ref. SAE 520401)
(Formerly Weatherhead Series 4705x)

Dash size	Tube O. D.		Thread T1	Thread T2	Thread T3	A		B	
	mm	in				mm	in	mm	in
0404S	6,4	0.25	9/16-18	9/16-18	9/16-18	43,2	1.70	21,6	0.85
0606S	9,7	0.38	11/16-16	11/16-16	11/16-16	49,8	1.96	24,9	0.98
0608S	9,7	0.38	11/16-16	11/16-16	13/16-16	52,8	2.08	27,9	1.10
0808S	12,7	0.50	13/16-16	13/16-16	13/16-16	55,9	2.20	27,9	1.10
1010S	16,0	0.63	1-14	1-14	1-14	66,5	2.62	33,3	1.31
1212S	19,0	0.75	1 3/16-12	1 3/16-12	1 3/16-12	74,7	2.94	37,3	1.47
1216S	19,0	0.75	1 3/16-12	1 3/16-12	1 7/16-12	82,3	3.24	44,7	1.76
1616S	25,4	1.00	1 7/16-12	1 7/16-12	1 7/16-12	83,3	3.28	41,6	1.64
2016S	31,8	1.25	1 11/16-12	1 11/16-12	1 7/16-12	89,4	3.52	44,7	1.76
2020S	31,8	1.25	1 11/16-12	1 11/16-12	1 11/16-12	89,4	3.52	44,7	1.76
2424S	38,1	1.50	2-12	2-12	2-12	97,5	3.84	48,8	1.92

ORS/ORS/ORS bulkhead adapter



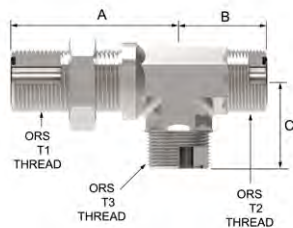
FF2033T(Dash size) (Ref. SAE 520959)

Dash size	Tube O. D.		Thread T1	Thread T2	Thread T3	A		B	
	mm	in				mm	in	mm	in
0606S	9,7	0.38	11/16-16	11/16-16	11/16-16	25,7	1.01	52,0	2.05
0808S	12,7	0.50	13/16-16	13/16-16	13/16-16	28,7	1.13	55,4	2.18
1212S	19,0	0.75	1 3/16-12	1 3/16-12	1 3/16-12	40,6	1.60	67,3	2.65
1616S	25,4	1.00	1 7/16-12	1 7/16-12	1 7/16-12	42,4	1.67	71,1	2.80

Danfoss Steel Adapter Catalog

A

ORS - bulkhead run tee




FF2174T(Dash size) (Ref. SAE 520958)
(Formerly Weatherhead Series 4726x)

Dash size	Tube O. D.		Thread T1	Thread T2	Thread T3	A		B		C	
	mm	in				mm	in	mm	in	mm	in
0404S	6,4	0.25	9/16-18	9/16-18	9/16-18	47,0	1.85	22,6	0.89	22,6	0.89
0606S	9,7	0.38	11/16-16	11/16-16	11/16-16	52,0	2.05	25,9	1.02	25,7	1.01
0808S	12,7	0.50	13/16-16	13/16-16	13/16-16	55,4	2.18	29,0	1.14	28,7	1.13
1212S	19,0	0.75	1 3/16-12	1 3/16-12	1 3/16-12	54,9	2.16	40,6	1.60	40,6	1.60
1616S	25,4	1.00	1 7/16-12	1 7/16-12	1 7/16-12	71,1	2.80	42,4	1.67	42,4	1.67
2020S	31,8	1.25	1 11/16-12	1 11/16-12	1 11/16-12	71,1	2.80	48,8	1.92	48,8	1.92

ORS braze type

ORS/braze/ORS port adapter

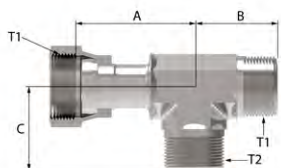


FF2115T(Dash size)* (Ref. SAE 520472)

Dash size	Tube O. D.		Thread T1	Thread T2	A		B		C		D	
	mm	in			mm	in	mm	in	mm	in	mm	in
0606S	9,7	0.38	11/16-16	11/16-16	10,4	0.41	24,9	0.98	24,9	0.98	6,4	0.25

*Danfoss braze counterbores are dimensioned for sized or emerged tubing. If tubing is used as received, contact Danfoss for appropriate part number.

ORS/ORS female/ORS adapter



FF2114T(Dash size) (Ref. SAE 520432)
(Formerly Weatherhead Series 4706x)

Dash size	Tube O. D.		Thread T1	Thread T2	A		B		C	
	mm	in			mm	in	mm	in	mm	in
0404S	6,4	0.25	9/16-18	9/16-18	26,4	1.04	21,6	0.85	21,6	0.85
0606S	9,7	0.38	11/16-16	11/16-16	29,2	1.15	24,9	0.98	24,9	0.98
0808S	12,7	0.50	13/16-16	13/16-16	37,8	1.49	27,9	1.10	27,9	1.10
1010S	16,0	0.63	1-14	1-14	41,1	1.62	33,3	1.31	33,3	1.31
1212S	19,0	0.75	1 3/16-12	1 3/16-12	46,2	1.82	37,3	1.47	37,3	1.47
1616S	25,4	1.00	1 7/16-12	1 7/16-12	53,3	2.10	41,7	1.64	41,7	1.64
2020S	31,8	1.25	1 11/16-12	1 11/16-12	58,2	2.29	44,7	1.76	44,7	1.76
2424S	38,1	1.50	2-12	2-12	61,2	2.41	48,8	1.92	48,8	1.92

B

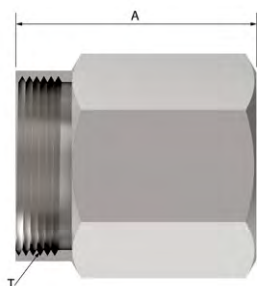
SAE 37 Adapters



Versil-Flare - flareless and flared

Versil-Flare flareless tube nut

B




FC2875-(Dash size)

Use with FF9605-(Dash size) ferrule only

Dash size	Tube O.D.		Thread T	A	
	mm	in		mm	in
03S	4,8	0.19	3/8-24	20,1	0.79
04S	6,3	0.25	7/16-20	20,8	0.82
05S	7,9	0.31	1/2-20	20,8	0.82
06S	9,6	0.38	9/16-18	21,8	0.86
08S	12,7	0.50	3/4-16	27,4	1.08
10S	16,0	0.63	7/8-14	28,5	1.12
12S	19,0	0.75	1 1/16-12	34,5	1.36
16S	25,4	1.00	1 5/16-12	35,6	1.40
20S	31,7	1.25	1 5/8-12	45,7	1.80
24S	38,1	1.50	1 7/8-12	46,7	1.84

Versil-Flare - flareless and flared

Versil-Flare SAE 37° flared style "B" nut



1290-(Dash size) (Ref. SAE 070110)

(Formerly Weatherhead series C5105x)

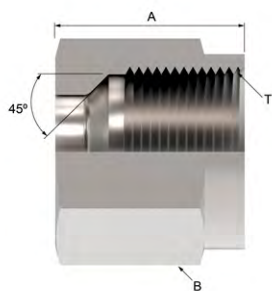
Use with 900605 tube sleeve only

Dash size	Tube O.D.		Thread T	A		B	
	mm	in		mm	in	mm	in
2S	3,3	0.13	5/16-24	14,0	0.55	9,5	0.38
3S	4,8	0.19	3/8-24	15,2	0.60	11,2	0.44
4S*	6,3	0.25	7/16-20	15,7	0.62	14,2	0.56
5S	7,9	0.31	1/2-20	17,0	0.67	15,7	0.62
6S*	9,6	0.38	9/16-18	18,3	0.72	17,6	0.69
8S*	12,7	0.50	3/4-16	21,3	0.84	22,4	0.88
10S*	16,0	0.63	7/8-14	24,6	0.97	25,4	1.00
12S*	19,0	0.75	1 1/16-12	25,9	1.02	31,8	1.25
14S	22,3	0.88	1 3/16-12	27,4	1.08	35,1	1.38
16S*	25,4	1.00	1 5/16-12	28,5	1.12	38,1	1.50
20S	31,7	1.25	1 5/8-12	31,0	1.22	50,8	2.00
24S*	38,1	1.50	1 7/8-12	35,8	1.41	57,2	2.25
32S	50,8	2.00	2 1/2-12	40,4	1.59	73,1	2.88

* Also available in stainless steel as 259-1290-(dash size).
(Formerly Weatherhead part number 5117x)

Danfoss Steel Adapter Catalog

Flareless tube nut*




210294-(Dash size)

Use with FF1315-(Dash size) body only
(Ref. SAE 080110)

Dash size	Tube O.D.		Thread T	A		B	
	mm	in		mm	in	mm	in
4S	6,3	0.25	7/16-20	17,8	0.70	14,2	0.56
6S	9,6	0.38	9/16-18	19,0	0.75	17,6	0.69
8S	12,7	0.50	3/4-16	21,3	0.84	22,4	0.88
10S	16,0	0.63	7/8-14	23,4	0.92	25,4	1.00
12S	19,0	0.75	1 1/16-12	24,6	0.97	31,8	1.25
14S	22,3	0.88	1 3/16-12	25,4	1.00	35,1	1.38
16S	25,4	1.00	1 5/16-12	26,7	1.05	38,1	1.50

B

Bulkhead lock nut



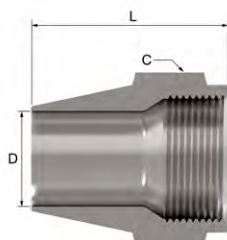
210212-(Dash size) (Ref. SAE 070118)

(Formerly Weatherhead series C5924x)

Dash size	Tube O.D.		Thread T	A		B	
	mm	in		mm	in	mm	in
4S	6,3	0.25	7/16-20	6,4	0.25	17,6	0.69
5S	7,9	0.31	1/2-20	6,4	0.25	19,0	0.75
6S*	9,6	0.38	9/16-18	6,8	0.27	20,6	0.81
8S*	12,7	0.50	3/4-16	7,9	0.31	25,4	1.00
10S	16,0	0.63	7/8-14	9,1	0.36	28,5	1.12
12S*	19,0	0.75	1 1/16-12	10,4	0.41	35,1	1.38
16S	25,4	1.00	1 5/16-12	10,4	0.41	41,1	1.62
20S	31,7	1.25	1 5/8-12	10,4	0.41	47,7	1.88
24S	38,1	1.50	1 7/8-12	10,4	0.41	53,9	2.12

* Also available in stainless steel as part number 259-210212-(dash size).
(Formerly Weatherhead 7936x).

Versil-Flare SAE 37° Nut



221000-(Dash size) (Ref. SAE 070111)

(Formerly Weatherhead series C5115x)

Dash size	Tube O.D.		Hex C		L			
	mm	in	mm	in	mm	in	mm	in
4S	6,3	1/4	14,3	9/16	6,4	.255	25,4	1.00
5S	7,9	5/16	16,0	5/8	7,9	.318	26,9	1.06
6S	9,6	3/8	17,8	11/16	9,7	.380	27,6	1.09
8S	12,7	1/2	22,3	7/8	12,8	.505	32,5	1.28
10S	16,0	5/8	25,4	1	16,0	.631	37,6	1.48
12S	19,0	3/4	31,7	1-1/4	19,2	.756	42,2	1.66
14S	22,2	7/8	34,9	1-3/8	22,4	.881	46,0	1.81
16S	25,4	1	38,1	1-1/2	25,6	1.006	49,3	1.94

Danfoss Steel Adapter Catalog

Ferrule-style A* (for flareless tube fittings)




FF9173-(Dash size)

Use with FF1315-(Dash size) body only
(Ref. SAE 080115A)

Dash size	Tube O.D.		A	
	mm	in	mm	in
04S	6,3	0.25	9,1	0.36
06S	9,6	0.38	9,9	0.39
08S	12,7	0.50	10,9	0.43
10S	16,0	0.63	11,2	0.44
12S	19,0	0.75	11,9	0.47
16S	25,4	1.00	12,2	0.48

NOTE *All three components (adapter FF1315, tube nut 210294 and ferrule FF9173) required for assembly. Order by Part Number FF1316-(dash size) for complete assembly.

Versil-Flare flareless tube ferrule



FF9605-(Dash size)

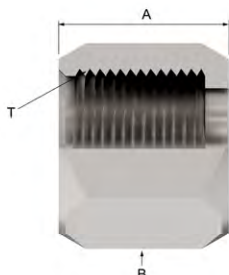
Use with FC2875-(Dash size) nut only

Dash size	Tube O.D.		A		B	
	mm	in	mm	in	mm	in
03S	4,8	0.19	10,2	0.40	4,8	0.19
04S	6,3	0.25	10,7	0.42	6,4	0.25
05S	7,9	0.31	10,7	0.42	7,9	0.31
06S	9,6	0.38	11,7	0.46	9,7	0.38
08S	12,7	0.50	14,5	0.57	12,7	0.50
10S	16,0	0.63	14,7	0.58	15,7	0.62
12S	19,0	0.75	17,8	0.70	19,0	0.75
16S	25,4	1.00	17,8	0.70	25,4	1.00
20S	31,7	1.25	25,4	1.00	31,8	1.25
24S	38,1	1.50	25,4	1.00	38,1	1.50
32S	50,8	2.00	29,7	1.17	50,8	2.00

Versil-Flare - flareless and flared

Versil-Flare SAE 37° flared style "B" nut

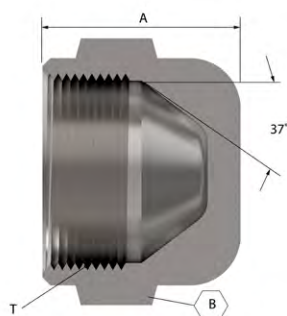
1290-(Dash size) (Ref. SAE 070110)
 (Formerly Weatherhead series C5105x)
 Use with 900605 tube sleeve only



Dash size	Tube O.D.		Thread T	A		B	
	mm	in		mm	in	mm	in
2S	3,3	0.13	5/16-24	14,0	0.55	9,5	0.38
3S	4,8	0.19	3/8-24	15,2	0.60	11,2	0.44
4S*	6,3	0.25	7/16-20	15,7	0.62	14,2	0.56
5S	7,9	0.31	1/2-20	17,0	0.67	15,7	0.62
6S*	9,6	0.38	9/16-18	18,3	0.72	17,6	0.69
8S*	12,7	0.50	3/4-16	21,3	0.84	22,4	0.88
10S*	16,0	0.63	7/8-14	24,6	0.97	25,4	1.00
12S*	19,0	0.75	1 1/16-12	25,9	1.02	31,8	1.25
14S	22,3	0.88	1 3/16-12	27,4	1.08	35,1	1.38
16S*	25,4	1.00	1 5/16-12	28,5	1.12	38,1	1.50
20S	31,7	1.25	1 5/8-12	31,0	1.22	50,8	2.00
24S*	38,1	1.50	1 7/8-12	35,8	1.41	57,2	2.25
32S	50,8	2.00	2 1/2-12	40,4	1.59	73,1	2.88

* Also available in stainless steel as 259-1290-(dash size).
 (Formerly Weatherhead part number 5117x)

Cap nut



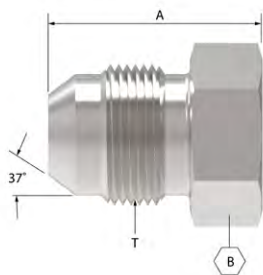
210292-(Dash size) (Ref. SAE 070112)
 (Formerly Weatherhead series C5129x)

Dash size	Tube O.D.		Thread T	A		B	
	mm	in		mm	in	mm	in
3S	4,8	0.19	3/8-24	14,2	0.56	11,2	0.44
4S*	6,3	0.25	7/16-20	15,0	0.59	14,2	0.56
5S	7,9	0.31	1/2-20	15,5	0.61	15,7	0.62
6S*	9,6	0.38	9/16-18	15,7	0.62	17,6	0.69
8S*	12,7	0.50	3/4-16	19,0	0.75	22,4	0.88
10S	16,0	0.63	7/8-14	21,3	0.84	25,4	1.00
12S*	19,0	0.75	1 1/16-12	23,1	0.91	31,8	1.25
16S	25,4	1.00	1 5/16-12	25,9	1.02	38,1	1.50
20S	31,7	1.25	1 5/8-12	26,9	1.06	50,8	2.00
24S	38,1	1.50	1 7/8-12	30,3	1.19	57,2	2.25
32S	50,8	2.00	2 1/2-12	36,6	1.44	73,1	2.88

* Also available in stainless steel as 259-210292-(dash size)
 (Formerly Weatherhead 5141x)

SAE 37° flare union

SAE 37° flare plug



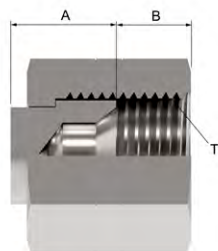
900599-(Dash size) (Ref. SAE 070109)
(Formerly Weatherhead series C5229x)

Dash size	Tube O.D.		Thread T1	A		B	
	mm	in		mm	in	mm	in
3S	4,8	0.19	3/8-24	18,5	0.73	11,2	0.44
4S	6,3	0.25	7/16-20	20,3	0.80	12,7	0.50
5S	7,9	0.31	1/2-20	20,3	0.80	14,2	0.56
6S*	9,6	0.38	9/16-18	21,3	0.84	15,7	0.62
8S	12,7	0.50	3/4-16	23,9	0.94	20,6	0.81
10S	16,0	0.63	7/8-14	27,9	1.10	23,9	0.94
12S*	19,0	0.75	1 1/16-12	32,5	1.28	28,4	1.12
14S	21,1	0.83	1 3/16-12	33,3	1.31	31,8	1.25
16S	25,4	1.00	1 5/16-12	33,8	1.33	35,1	1.38
20S	31,7	1.25	1 5/8-12	36,8	1.45	42,9	1.69
24S	38,1	1.50	1 7/8-12	41,9	1.65	50,8	2.00
32S	50,8	2.00	2 1/2-12	52,1	2.05	66,5	2.62

* Also available in stainless steel as part number 259-900599-(dash Size).
(Formerly Weatherhead 5241x).

JIC Plugs

SAE 37° flare swivel plug



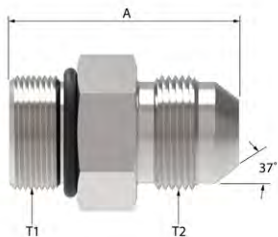
FF91666-(Dash size) (Ref. ISO 8434-2)

Dash size	Thread T	A		B	
		mm	in	mm	in
06S	9/16-18	11,9	0.47	8,5	0.33
08S	3/4-16	13,5	0.53	10,4	0.41
12S	1 1/16-12	16,7	0.66	14,9	0.59
16S	1 5/16-12	15,9	0.63	16,8	0.66

SAE O-Ring boss to SAE 37° flare

SAE O-Ring boss/SAE 37° flare

B



202702-(Dash size) (Ref. SAE 070120)
(Formerly Weatherhead series C5315x)

Dash size	Tube O.D.		Thread T1	Thread T2	A	
	mm	in			mm	in
2-2S	3,3	0.13	5/16-24	5/16-24	26,9	1.06
3-3S	4,8	0.19	3/8-24	3/8-24	27,9	1.10
4-4S*	6,3	0.25	7/16-20	7/16-20	31,2	1.23
4-5S	7,9	0.31	7/16-20	1/2-20	31,2	1.23
4-6S	9,6	0.38	7/16-20	9/16-18	32,3	1.27
4-8S	12,7	0.50	7/16-20	3/4-16	37,8	1.49
5-4S	6,3	0.25	1/2-20	7/16-20	31,2	1.23
5-5S	7,9	0.31	1/2-20	1/2-20	31,2	1.23
5-6S	9,6	0.38	1/2-20	9/16-18	32,3	1.27
6-4S	6,3	0.25	9/16-18	7/16-20	32,8	1.29
6-5S	7,9	0.31	9/16-18	1/2-20	32,8	1.29
6-6S*	9,6	0.38	9/16-18	9/16-18	33,0	1.30
6-8S	12,7	0.50	9/16-18	3/4-16	36,6	1.44
6-10S	16,0	0.63	9/16-18	7/8-14	43,4	1.71
8-4S	6,3	0.25	3/4-16	7/16-20	34,8	1.37
8-5S	7,9	0.31	3/4-16	1/2-20	34,8	1.37
8-6S*	9,6	0.38	3/4-16	9/16-18	35,1	1.38
8-8S*	12,7	0.50	3/4-16	3/4-16	37,6	1.48
8-10S	16,0	0.63	3/4-16	7/8-14	41,7	1.64
8-12S	19,0	0.75	3/4-16	1 1/16-12	49,3	1.94
10-4S	6,3	0.25	7/8-14	7/16-20	37,8	1.49
10-6S	9,6	0.38	7/8-14	9/16-18	38,1	1.50
10-8S	12,7	0.50	7/8-14	3/4-16	40,6	1.60
10-10S	16,0	0.63	7/8-14	7/8-14	43,2	1.70
10-12S	19,0	0.75	7/8-14	1 1/16-12	47,8	1.88
10-16S	25,4	1.00	7/8-14	1 5/16-12	52,6	2.07
12-6S	9,6	0.38	1 1/16-12	9/16-18	42,2	1.66
12-8S	12,7	0.50	1 1/16-12	3/4-16	44,7	1.76
12-10S	16,0	0.63	1 1/16-12	7/8-14	47,2	1.86
12-12S*	19,0	0.75	1 1/16-12	1 1/16-12	50,0	1.97
12-14S	22,3	0.88	1 1/16-12	1 3/16-12	50,5	1.99
12-16S	25,4	1.00	1 1/16-12	1 5/16-12	51,8	2.04
12-20S	31,7	1.25	1 1/16-12	1 5/8-12	58,4	2.30
14-10S	16,0	0.63	1 3/16-12	7/8-14	47,2	1.86
14-12S	19,0	0.75	1 3/16-12	1 1/16-12	49,8	1.96
14-14S	22,3	0.88	1 3/16-12	1 3/16-12	50,5	1.99
14-16S	25,4	1.00	1 3/16-12	1 5/16-12	51,8	2.04
16-8S*	12,7	0.50	1 5/16-12	3/4-16	45,5	1.79
16-10S	16,0	0.63	1 5/16-12	7/8-14	48,0	1.89
16-12S	19,0	0.75	1 5/16-12	1 1/16-12	50,5	1.99
16-16S*	25,4	1.00	1 5/16-12	1 5/16-12	51,8	2.04
16-20S	31,7	1.25	1 5/16-12	1 5/8-12	59,2	2.33
20-12S	19,0	0.75	1 5/8-12	1 1/16-12	52,8	2.08

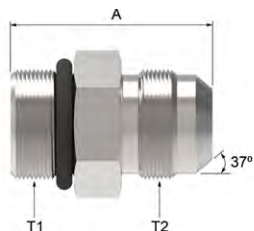
Note: Also available in stainless steel without O-ring, order 259-202701-(Dash size).

*Also available in stainless steel as 259-202702-(dash size). (Formerly Weatherhead part number 5327x)

SAE O-Ring boss to SAE 37° flare

SAE O-Ring boss/SAE 37° flare

(continued from previous page)




202702-(Dash size) Continued (Ref. SAE 070120)
(Formerly Weatherhead series C5315x)

Dash size	Tube O.D.		Thread T1	Thread T2	A	
	mm	in			mm	in
20-16S	25,4	1.00	1 5/8-12	1 5/16-12	53,8	2.12
20-20S	31,7	1.25	1 5/8-12	1 5/8-12	55,1	2.17
20-24S	38,1	1.50	1 5/8-12	1 7/8-12	64,3	2.53
24-16S	25,4	1.00	1 7/8-12	1 5/16-12	55,9	2.20
24-20S	31,7	1.25	1 7/8-12	1 5/8-12	56,9	2.24
24-24S	38,1	1.50	1 7/8-12	1 7/8-12	60,2	2.37
24-32S	50,8	2.00	1 7/8-12	2 1/2-12	74,7	2.94
32-32S	50,8	2.00	2 1/2-12	2 1/2-12	70,6	2.78

Note: Also available in stainless steel without O-ring, order 259-202701-(dash size).

*Also available in stainless steel as 259-202702-(dash size).
(Formerly Weatherhead part number 5327x)

SAE O-Ring boss/SAE 37° flare



Straight thread O-ring extended connector

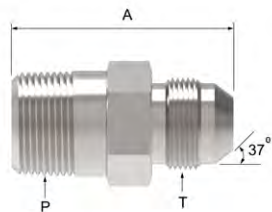
202713-(Dash size) (Ref. SAE 070122)
(Formerly Weatherhead series C5316x)

Dash size	Tube O.D.		Thread T1	Thread T2	A	
	mm	in			mm	in
4-4S	6,3	0.25	7/16-20	7/16-20	52,8	2.08
6-6S	9,6	0.38	9/16-18	9/16-18	58,7	2.31
6-8S	12,7	0.50	9/16-18	3/4-16	60,5	2.38
8-8S	12,7	0.50	3/4-16	3/4-16	68,6	2.70
10-10S	16,0	0.63	7/8-14	7/8-14	77,2	3.04
12-12S	19,0	0.75	1 1/16-12	1 1/16-12	91,7	3.61
16-16S	25,4	1.00	1 5/16-12	1 5/16-12	101,1	3.98

Pipe to SAE 37° flare

NPTF external pipe/SAE 37° flare

B




2021-(Dash size) (Ref. SAE 070102)
(Formerly Weatherhead series C5205x)

Dash size	Tube O. D.		Thread P	Thread T	A	
	mm	in			mm	in
2-2S	3,3	0.13	1/8-27	5/16-24	28,2	1.11
2-3S	4,8	0.19	1/8-27	3/8-24	29,0	1.14
2-4S*	6,3	0.25	1/8-27	7/16-20	31,0	1.22
2-5S	7,9	0.31	1/8-27	1/2-20	31,0	1.22
2-6S	9,6	0.38	1/8-27	9/16-18	31,5	1.24
2-8S	12,7	0.50	1/8-27	3/4-16	34,0	1.34
4-4S*	6,3	0.25	1/4-18	7/16-20	36,1	1.42
4-5S*	7,9	0.31	1/4-18	1/2-20	36,1	1.42
4-6S*	9,6	0.38	1/4-18	9/16-18	36,3	1.43
4-8S*	12,7	0.50	1/4-18	3/4-16	38,9	1.53
6-4S*	6,3	0.25	3/8-18	7/16-20	36,1	1.42
6-5S	7,9	0.31	3/8-18	1/2-20	36,1	1.42
6-6S*	9,6	0.38	3/8-18	9/16-18	36,3	1.43
6-8S*	12,7	0.50	3/8-18	3/4-16	38,9	1.53
6-10S*	16,0	0.63	3/8-18	7/8-14	43,2	1.70
6-12S	19,0	0.75	3/8-18	1 1/16-12	44,5	1.75
8-4S	6,3	0.25	1/2-14	7/16-20	42,7	1.68
8-6S*	9,6	0.38	1/2-14	9/16-18	42,9	1.69
8-8S*	12,7	0.50	1/2-14	3/4-16	45,5	1.79
8-10S*	16,0	0.63	1/2-14	7/8-14	48,0	1.89
8-12S*	19,0	0.75	1/2-14	1 1/16-12	52,3	2.06
8-16S	25,4	1.00	1/2-14	1 5/16-12	53,6	2.11
12-6S	9,6	0.38	3/4-14	9/16-18	44,5	1.75
12-8S*	12,7	0.50	3/4-14	3/4-16	47,0	1.85
12-10S*	16,0	0.63	3/4-14	7/8-14	49,5	1.95
12-12S*	19,0	0.75	3/4-14	1 1/16-12	52,3	2.06
12-14S	22,3	0.88	3/4-14	1 3/16-12	53,1	2.09
12-16S*	25,4	1.00	3/4-14	1 5/16-12	53,6	2.11
16-10S	16,0	0.63	1-11 1/2	7/8-14	54,6	2.15
16-12S	19,0	0.75	1-11 1/2	1 1/16-12	57,2	2.25
16-16S*	25,4	1.00	1-11 1/2	1 5/16-12	58,4	2.30
16-20S	31,7	1.25	1-11 1/2	1 5/8-12	61,5	2.42
16-24S	38,1	1.50	1-11 1/2	1 7/8-12	66,5	2.62
16-32S	50,8	2.00	1-11 1/2	2 1/2-12	76,7	3.02
20-12S	19,0	0.75	1 1/4-11 1/2	1 1/16-12	59,9	2.36
20-16S*	25,4	1.00	1 1/4-11 1/2	1 5/16-12	61,0	2.40
20-20S*	31,7	1.25	1 1/4-11 1/2	1 5/8-12	62,2	2.45
20-24S*	38,1	1.50	1 1/4-11 1/2	1 7/8-12	67,3	2.65
20-32S	50,8	2.00	1 1/4-11 1/2	2 1/2-12	77,5	3.05
24-12S	19,0	0.75	1 1/2-11 1/2	1 1/16-12	62,5	2.46
24-16S	25,4	1.00	1 1/2-11 1/2	1 5/16-12	63,8	2.51
24-20S	31,7	1.25	1 1/2-11 1/2	1 5/8-12	64,8	2.55
24-24S*	38,1	1.50	1 1/2-11 1/2	1 7/8-12	68,1	2.68
24-32S	50,8	2.00	1 1/2-11 1/2	2 1/2-12	78,2	3.08
32-32S*	50,8	2.00	2-11 1/2	2 1/2-12	79,0	3.11
40-40S	63,5	2.50	2 1/2-8	3-12	85,9	3.38

* Also available in stainless steel as part number 259-2021-(dash size).
(Formerly Weatherhead 5217x).

Danfoss Steel Adapter Catalog

NPTF external pipe/SAE 37° flare




202113-(Dash size)

Dash size	Tube O. D.		Thread P	Thread T	A	
	mm	in			mm	in
2-4S	6,3	0.25	1/8-27	7/16-20	46,0	1.81
2-5S	7,9	0.31	1/8-27	1/2-20	49,3	1.94
4-4S	6,3	0.25	1/4-18	7/16-20	57,2	2.25
4-5S	7,9	0.31	1/4-18	1/2-20	57,2	2.25
4-6S	9,6	0.38	1/4-18	9/16-18	57,2	2.25
6-6S	9,6	0.38	3/8-18	9/16-18	63,5	2.50
6-8S	12,7	0.50	3/8-18	3/4-16	69,8	2.75
8-8S	12,7	0.50	1/2-14	3/4-16	70,9	2.79
8-10S	16,0	0.63	1/2-14	7/8-14	79,2	3.12
8-12S	19,0	0.75	1/2-14	11/16-12	83,3	3.28
12-12S	19,0	0.75	3/4-14	11/16-12	88,9	3.50
16-16S	25,4	1.00	1-11 1/2	15/16-12	101,6	4.00
20-20S	38,1	1.50	1 1/4-11 1/2	1 5/8-12	114,3	4.50
24-24S	38,1	1.50	1 1/2-11 1/2	1 7/8-12	123,9	4.88
32-32S	50,8	2.00	2-11 1/2	2 1/2-12	142,7	5.62

B

NPTF external pipe/SAE 37° flare




202114-(Dash size)

Dash size	Tube O. D.		Thread P	Thread T	A	
	mm	in			mm	in
2-4S	6,3	0.25	1/8-27	7/16-20	65,0	2.56
4-4S	6,3	0.25	1/4-18	7/16-20	82,5	3.25
4-5S	7,9	0.31	1/4-18	1/2-20	82,5	3.25
4-6S	9,6	0.38	1/4-18	9/16-18	82,5	3.25
6-8S	12,7	0.50	3/8-18	3/4-16	101,6	4.00
8-6S	9,6	0.38	1/2-14	9/16-18	105,9	4.17
8-10S	16,0	0.63	1/2-14	7/8-14	111,2	4.38
12-12S	19,0	0.75	3/4-14	1 1/16-12	127,0	5.00
12-16S	25,4	1.00	3/4-14	1 5/16-12	141,2	5.56
16-16S	25,4	1.00	1-11 1/2	1 5/16-12	146,0	5.75

Danfoss Steel Adapter Catalog

SAE O-Ring boss/SAE 37° flare swivel



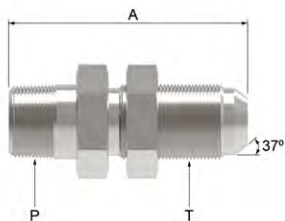
2266-(Dash size)
(Formerly Weatherhead series C5216x)

Dash size	Tube O.D.		Thread T1	Thread T2	A	
	mm	in			mm	in
4-4S	6,4	0.25	7/16-20	7/16-20	32,6	1.28
6-4S	6,3	.025	7/16-20	9/16-18	33,5	1.32
6-6S	9,6	0.38	9/16-18	9/16-18	35,6	1.40
6-8S	12,7	0.50	3/4-16	9/16-18	41,4	1.63
8-6S	9,6	0.38	9/16-18	3/4-16	36,8	1.45
8-8S	12,7	0.50	3/4-16	3/4-16	39,4	1.55
10-10S	16,0	0.63	7/8-14	7/8-14	43,7	1.72
12-12S	19,0	0.75	1 1/16-12	1 1/16-12	48,3	1.90
12-16S	19,0	0.75	1 5/16-12	1 1/16-12	56,6	2.23
16-16S	25,4	1.00	1 5/16-12	1 5/16-12	53,6	2.11
20-20S	31,7	1.25	1 5/8-12	1 5/8-12	64,5	2.54
24-24S	38,1	1.50	1 7/8-12	1 7/8-12	68,3	2.69

B

Pipe to SAE 37° flare

NPTF external pipe/SAE 37° flare bulkhead



2240-(Dash size)

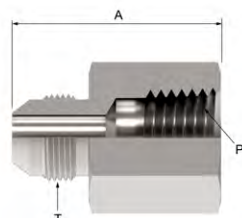
Dash size	Tube O. D.		Thread P	Thread T	A	
	mm	in			mm	in
2-4S	6,3	0.25	1/8-27	7/16-20	46,7	1.84
4-4S	6,3	0.25	1/4-18	7/16-20	51,6	2.03
4-6S	9,6	0.38	1/4-18	9/16-18	53,8	2.12
6-8S	12,7	0.50	3/8-18	3/4-16	59,9	2.36
8-10S	16,0	0.63	1/2-14	7/8-14	68,8	2.71
12-12S	19,0	0.75	3/4-14	1 1/16-12	74,2	2.92
16-16S	25,4	1.00	1-11 1/2	1 5/16-12	79,0	3.11

NOTE Also available in stainless steel as 259-2240-(dash size).

Pipe to SAE 37° flare

NPTF internal pipe/SAE 37° flare

B




2022-(Dash size) (Ref. SAE 070103)
(Formerly Weatherhead series C5255x)

Dash size	Tube O. D.		Thread P	Thread T	A	
	mm	in			mm	in
2-2S	4,8	0.13	1/8-27	5/16-24	28,4	1.12
2-3S	4,8	0.19	1/8-27	3/8-24	28,7	1.13
2-4S	6,4	0.25	1/8-27	7/16-20	30,2	1.19
2-5S	7,9	0.31	1/8-27	1/2-20	29,7	1.17
4-3S	4,8	0.19	1/4-18	3/8-24	33,5	1.32
4-4S*	6,4	0.25	1/4-18	7/16-20	35,3	1.39
4-5S	7,9	0.31	1/4-18	1/2-20	35,3	1.39
4-6S	9,7	0.38	1/4-18	9/16-18	35,6	1.40
4-8S	12,7	0.50	1/4-18	3/4-16	39,4	1.55
6-6S*	9,7	0.38	3/8-18	9/16-18	37,1	1.46
6-8S*	12,7	0.50	3/8-18	3/4-16	39,6	1.56
6-10S	16,0	0.63	3/8-18	7/8-14	42,9	1.69
8-4S	6,4	0.25	1/2-14	7/16-20	42,7	1.68
8-6S	9,7	0.38	1/2-14	9/16-18	42,9	1.69
8-8S*	12,7	0.50	1/2-14	3/4-16	45,5	1.79
8-10S	16,0	0.63	1/2-14	7/8-14	48,0	1.89
8-12S	19,1	0.75	1/2-14	1 1/16-12	52,1	2.05
12-8S	12,7	0.50	3/4-14	3/4-16	47,0	1.85
12-10S	16,0	0.63	3/4-14	7/8-14	49,5	1.95
12-12S	19,1	0.75	3/4-14	1 1/16-12	52,3	2.06
12-16S	25,4	1.00	3/4-14	1 5/16-12	53,8	2.12
16-12S	19,1	0.75	1-11 1/2	1 1/16-12	58,4	2.30
16-16S	25,4	1.00	1-11 1/2	1 5/16-12	59,7	2.35
20-16S	25,4	1.00	1 1/4-11 1/2	1 5/16-12	62,0	2.44
20-20S	31,8	1.25	1 1/4-11 1/2	1 5/8-12	63,2	2.49
24-24S	38,1	1.50	1 1/2-11 1/2	1 7/8-12	66,5	2.62
32-32S	50,8	2.00	2-11 1/2	2-11 1/2	75,4	2.97

* Also available in stainless steel as part number 259-2022-(dash size).
(Formerly Weatherhead 5267x)

NPTF internal pipe/SAE 37° flare bulkhead



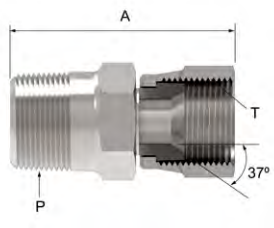
2239-(Dash size) (Ref. SAE 070603)
(Formerly Weatherhead series C5275x)

Dash size	Tube O. D.		Thread P	Thread T	A	
	mm	in			mm	in
2-4S	6,3	0.25	1/8-27	7/16-20	52,8	2.08
4-6S	9,6	0.38	1/4-18	9/16-18	54,6	2.15
6-8S	12,7	0.50	3/8-18	3/4-16	63,0	2.48
8-10S	16,0	0.63	1/2-14	7/8-14	72,1	2.84
12-12S	19,0	0.75	3/4-14	1 1/16-12	77,5	3.05
16-16S	25,4	1.00	1-11 1/2	1 5/16-12	82,6	3.25

Note: Available without nut. Order by part number 2239-1-(dash size).

Danfoss Steel Adapter Catalog

NPTF external pipe/ SAE 37° flare swivel

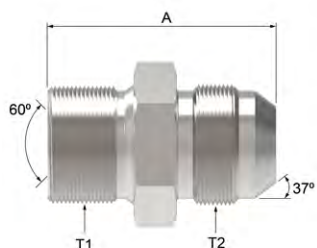


2018-(Dash size)
(Formerly Weatherhead series 9100x)

Dash size	Tube O. D.		Thread P	Thread T	A	
	mm	in			mm	in
2-4S	6,3	0.25	1/8-27	7/16-20	33,6	1.32
4-4S	6,3	0.25	1/4-18	7/16-20	38,1	1.50
4-5S	7,9	0.31	1/4-18	1/2-20	39,4	1.55
4-6S	9,6	0.38	1/4-18	9/16-18	40,4	1.59
6-6S	9,6	0.38	3/8-18	9/16-18	40,4	1.59
6-8S	12,7	0.50	3/8-18	3/4-16	44,2	1.74
6-10S	16,0	0.63	3/8-18	7/8-14	48,8	1.92
8-8S	12,7	0.50	1/2-14	3/4-16	49,0	1.93
8-10S	16,0	0.63	1/2-14	7/8-14	53,8	2.12
8-12S	19,0	0.75	1/2-14	1 1/16-12	56,4	2.22
12-12S	19,0	0.75	3/4-14	1 1/16-12	54,6	2.15
12-16S	25,4	1.00	3/4-14	1 5/16-12	59,6	2.35
16-16S	25,4	1.00	1-11 1/2	1 5/16-12	64,5	2.54
20-20S	31,7	1.25	1 1/4-11 1/2	1 5/8-12	70,6	2.78

BSPP to SAE 37° flare

BSPP (parallel)/SAE 37° flare



2063-(Dash size)

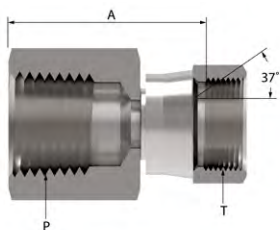
Dash size	Tube O.D.		Thread T1	Thread T2	A	
	mm	in			mm	in
2-4S	6,4	0.25	G 1/8-28	7/16-20	35,1	1.38
4-4S	6,4	0.25	G 1/4-19	7/16-20	35,1	1.38
4-5S	7,9	0.31	G 1/4-19	1/2-20	35,1	1.38
4-6S	9,7	0.38	G 1/4-19	9/16-18	35,1	1.38
6-6S	9,7	0.38	G 3/8-19	9/16-18	36,3	1.43
6-8S	12,7	0.50	G 3/8-19	3/4-16	38,9	1.53
8-8S	12,7	0.50	G 1/2-14	3/4-16	41,4	1.63
8-10S	16,0	0.63	G 1/2-14	7/8-14	43,9	1.73
10-12S	19,0	0.75	G 5/8-14	1 1/16-12	49,3	1.94
12-10S	16,0	0.63	G 3/4-14	7/8-14	47,7	1.88
12-12S	19,0	0.75	G 3/4-14	1 1/16-12	50,5	1.99
16-16S	25,4	1.00	G 1-11	1 5/16-12	53,1	2.09

NOTE The BSPP male end mates with a BSPP female swivel nut.
Use GG106 conversion adapters for port connections.

Danfoss Steel Adapter Catalog

NPTF internal pipe/ SAE 37° flare swivel


2242-(Dash size) (Ref. SAE 070603)
(Formerly Weatherhead series C5256x)



Dash size	Tube O. D.		Thread P	Thread T	A	
	mm	in			mm	in
2-4S	6,3	0.25	1/8-27	7/16-20	21,6	0.85
2-5S	7,9	0.31	1/8-27	1/2-20	22,1	0.87
4-4S	6,3	0.25	1/4-18	7/16-20	28,2	1.11
4-5S	7,9	0.31	1/4-18	1/2-20	27,9	1.10
4-6S	9,6	0.38	1/4-18	9/16-18	30,0	1.18
6-6S	9,6	0.38	3/8-18	9/16-18	29,5	1.16
6-8S	12,7	0.50	3/8-18	3/4-16	30,5	1.20
8-6S	9,6	0.38	1/2-14	9/16-18	36,1	1.42
8-8S	12,7	0.50	1/2-14	3/4-16	37,6	1.48
8-10S	16,0	0.63	1/2-14	7/8-14	37,3	1.47
8-12S	19,0	0.75	1/2-14	1 1/16-12	36,8	1.45
12-12S	19,0	0.75	3/4-14	1 1/16-12	37,8	1.49
12-14S	22,3	0.88	3/4-14	1 3/16-12	39,4	1.55
16-16S	25,4	1.00	1-11 1/2	1 5/16-12	47,0	1.85
20-20S	31,7	1.25	1 1/4-11 1/2	1 5/8-12	51,3	2.02

SAE 37° flare / BSP male O-Ring seal

FF4315-(Dash size) (Ref. ISO 8434-2 / Performance per ISO 1179-3 L)

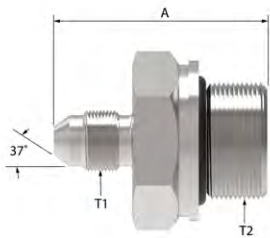


Dash size	Tube O.D.		Thread T1	Thread T2	A	
	mm	in			mm	in
0402S	6,4	0.25	7/16-20	G1/8-28	29,5	1.16
0406S	6,4	0.25	7/16-20	G3/8-19	34,0	1.34
0408S	6,4	0.25	7/16-20	G1/2-14	37,5	1.48
0404S	6,4	0.25	7/16-20	G1/4-19	32,5	1.28
0604S	9,7	0.38	9/16-18	G1/4-19	31,5	1.24
0608S	9,7	0.38	9/16-18	G1/2-14	37,5	1.48
0606S	9,7	0.38	9/16-18	G3/8-19	34,0	1.34
0804S	12,7	0.50	3/4-16	G1/4-19	35,5	1.40
0806S	12,7	0.50	3/4-16	G3/8-19	37,0	1.46
0812S	12,7	0.50	3/4-16	G3/4-14	43,0	1.69
0808S	12,7	0.50	3/4-16	G1/2-14	40,5	1.59
1006S	16,0	0.63	7/8-14	G3/8-19	39,5	1.56
1008S	16,0	0.63	7/8-14	G1/2-14	43,0	1.69
1012S	16,0	0.63	7/8-14	G3/4-14	47,0	1.85
1208S	19,0	0.75	1 1/16-12	G1/2-14	47,5	1.87
1212S	19,0	0.75	1 1/16-12	G3/4-14	49,0	1.93
1216S	25,4	1.00	1 1/16-12	G1-11	52,5	2.07
1612S	25,4	1.00	1 5/16-12	G3/4-14	51	2.01
1620S	25,4	1.00	1 5/16-12	G1 1/4-11	59,5	2.34
1616S	25,4	1.00	1 5/16-12	G1-11	55,0	2.17
2020S	31,8	1.25	1 5/8-12	G1 1/4-11	59,0	2.32
2420S	38,1	1.50	1 7/8-12	G1 1/4-11	65,5	2.58
2424S	38,1	1.50	1 7/8-12	G1 1/2-11	64,0	2.52

Available only in EMEA and APAC/China regions.

Danfoss Steel Adapter Catalog

SAE 37° male/BSPP male




GG106-NP(Size)-(Dash size) (Formerly Weatherhead series MB5315x)

Dash size	Tube O.D.		Thread T1	Thread T2	A	
	mm	in			mm	in
04-02	6,4	0.25	7/16-20	G1/8-28	29,0	1.14
04-04	6,4	0.25	7/16-20	G1/4-19	34,5	1.36
04-06	6,4	0.25	7/16-20	G3/8-19	34,5	1.36
04-08	6,4	0.25	7/16-20	G1/2-14	38,1	1.50
05-04	6,3	0.25	1/2-20	G1/4-19	34,5	1.36
06-04	9,7	0.38	9/16-18	G1/4-19	34,5	1.36
06-06	9,7	0.38	9/16-18	G3/8-19	34,5	1.36
06-08	9,7	0.38	9/16-18	G1/2-14	38,1	1.50
08-04	12,7	0.50	3/4-16	G1/4-19	37,6	1.48
08-06	12,7	0.50	3/4-16	G3/8-19	37,6	1.48
08-08	12,7	0.50	3/4-16	G1/2-14	40,9	1.61
08-12	12,7	0.50	3/4-16	G3/4-14	44,9	1.77
10-06	16,0	0.63	7/8-14	G3/8-19	40,4	1.59
10-08	16,0	0.63	7/8-14	G1/2-14	43,4	1.71
10-12	19,0	0.75	7/8-14	G 3/4-14	47,5	1.87
12-08	19,0	0.75	1 1/16-12	G1/2-14	47,0	1.85
12-12	19,0	0.75	1 1/16-12	G3/4-14	50,0	1.97
12-16	19,0	0.75	1 1/16-12	G1-11	52,6	2.07
16-12	25,4	1.00	1 1/16-12	G3/4-14	51,1	2.01
16-16	25,4	1.00	1 5/16-12	G1-11	53,6	2.11
16-20	25,4	1.00	1 5/16-12	G1 1/4-11	56,9	2.24
20-20	31,8	1.25	1 5/8-12	G1 1/4-11	58,4	2.30

Available only in AMER region.

SAE 37° flare / BSP male captive seal

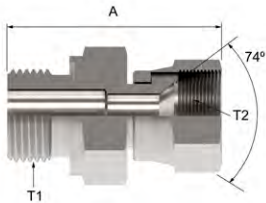


FF4362-(Dash size) (Ref. ISO 8434-2 / ISO 1179-2 L Type E)

Dash size	Tube O.D.		Thread T1	Thread T2	A	
	mm	in			mm	in
0404S	6,4	0.25	7/16-20	G1/4-19	34,8	1.37
0604S	9,7	0.38	9/16-18	G1/4-19	35,1	1.38
0606S	9,7	0.38	9/16-18	G3/8-19	36,0	1.42
0804S	12,7	0.50	3/4-16	G1/4-19	38,5	1.52
0806S	12,7	0.50	3/4-16	G3/8-19	38,5	1.52
0808S	12,7	0.50	3/4-16	G1/2-14	42,0	1.65
0812S	12,7	0.50	3/4-16	G3/4-14	45,6	1.80
1012S	16,0	0.63	7/8-14	G3/4-14	48,1	1.89
1212S	19,0	0.75	1 1/16-12	G3/4-14	50,9	2.00
1612S	25,4	1.00	1 5/16-12	G3/4-14	52,7	2.07
1616S	25,4	1.00	1 5/16-12	G1-11	54,7	2.15
2020S	31,8	1.25	1 5/8-12	G1 1/4-11	60,0	2.36

Danfoss Steel Adapter Catalog

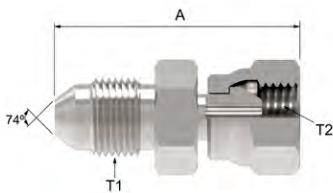
SAE 37° flare / BSP male captive seal



FF4277-(Dash size) (Ref. ISO 8434-2 / ISO 1179-2 L Type E)

Dash size	Tube O.D.		Thread T1	Thread T2	A	
	mm	in			mm	in
0204S	3,2	0.13	G1/8-19	7/16-20	23,3	0.92
0404S	6,4	0.25	G1/4-19	7/16-20	28,0	1.10
0405S	6,4	0.25	G1/4-19	1/2-20	29,3	1.15
0406S	6,4	0.25	G1/4-19	9/16-18	28,5	1.12
0408S	6,4	0.25	G1/4-19	1/2-14	30,5	1.20
0604S	9,7	0.38	G3/8-19	7/16-20	30,5	1.20
0606S	9,7	0.38	G3/8-19	9/16-18	31,0	1.22
0608S	9,7	0.38	G3/8-19	1/2-14	33,0	1.30
0610S	9,7	0.38	G3/8-19	7/8-14	33,5	1.32
0806S	12,7	0.50	G1/2-14	9/16-18	33,5	1.32
0808S	12,7	0.50	G1/2-14	1/2-14	37,5	1.48
0810S	12,7	0.50	G1/2-14	7/8-14	38,0	1.50
0812S	12,7	0.50	G1/2-14	1 1/16-12	39,5	1.56
1210S	19,0	0.75	G3/4-14	7/8-14	40,3	1.59
1212S	19,0	0.75	G3/4-14	1 1/16-12	42,5	1.67
1216S	19,0	0.75	G3/4-14	1 5/16-12	42,1	1.66
1612S	25,4	1.00	G1-11	1 1/16-12	44,0	1.73
1616S	25,4	1.00	G1-11	1 5/16-12	47,6	1.87
1620S	25,4	1.00	G1-11	1 5/8-12	50,2	1.98
2016S	31,8	1.25	G1 1/4-11	1 5/16-12	48,4	1.91
2020S	31,8	1.25	G1 1/4-11	1 5/8-12	54,5	2.15
2424S	38,1	1.50	G1 1/2-11	1 7/8-12	58,5	2.30

SAE 37° flare / BSP female 60° cone




FF4279-(Dash size) (Ref. ISO 8434-2 / Performance per ISO 8434-6)

Dash size	Tube O.D.		Thread T1	Thread T2	A	
	mm	in			mm	in
0404S	6,4	0.25	7/16-20	G1/4-19	31,0	1.22
0406S	6,4	0.25	7/16-20	G3/8-19	32,5	1.28
0604S	9,7	0.38	9/16-18	G1/4-19	31,0	1.22
0606S	9,7	0.38	9/16-18	G3/8-19	32,5	1.28
0608S	9,7	0.38	9/16-18	G1/2-14	34,0	1.34
0806S	12,7	0.50	3/4-16	G3/8-19	37,0	1.46
0808S	12,7	0.50	3/4-16	G1/2-14	38,5	1.52
1008S	16,0	0.63	7/8-14	G1/2-14	41,0	1.61
1010S	16,0	0.63	7/8-14	G5/8-14	42,0	1.65
1212S	19,0	0.75	1 1/16-12	G3/4-14	47,0	1.85
1216S	19,0	0.75	1 1/16-12	G1-11	49,5	1.95
1616S	25,4	1.00	1 5/16-12	G1-11	51,0	2.01

Danfoss Steel Adapter Catalog

SAE 37° female swivel/ BSPP male



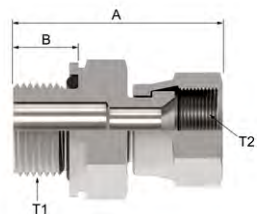
FF4179-(Dash size)
(Formerly Weatherhead series M9600x)

Dash size	Tube O.D.		BSPP pipe	Hex size		Hex C1		D		D1		L	
	mm	in		mm	in	mm	in	mm	in	mm	in	mm	in
-0404S	6,4	1/4	G 1/4-19	14,3	9/16	14,3	9/16	4,4	.172	5,0	.198*	36,3	1.43
-0604S	9,7	3/8	G 1/4-19	17,5	11/16	17,5	11/16	7,5	.297	5,0	.198*	39,6	1.56
-0606S	9,7	3/8	G 3/8-19	17,5	11/16	17,5	11/16	7,5	.297	8,4	.322*	42,2	1.66
-0806S	12,7	1/2	G 3/8-19	22,2	7/8	22,2	7/8	9,9	.391	8,4	.322*	45,0	1.77
-0808S	12,7	1/2	G 1/2-14	22,2	7/8	22,2	7/8	9,9	.391	11,4	.448*	48,8	1.92
-1008S	15,9	5/8	G 1/2-14	25,4	1	25,4	1	12,3	.484	11,4	.448*	50,0	1.97
-1212S	19,0	3/4	G 3/4-14	31,7	1-1/4	28,6	1-1/8	15,4	.609	16,9	.666*	55,9	2.25
-1616S	25,4	1	G 1-11	38,1	1-1/2	34,9	1-3/8	21,5	.845	22,5	.885*	62,9	2.48
-2020S	31,8	1-1/4	G 1-1/4-11	50,8	2	47,6	1-7/8	27,4	1.078	28,6	1.125*	67,1	2.64

*Optional counterbore.

JIC to BSPP

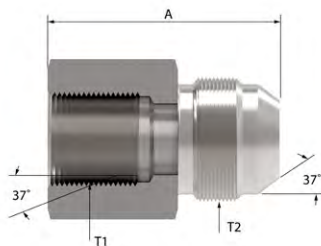
BSP male O-Ring / SAE 37° flare swivel



FF4363-(Dash size) (Ref. Performance per ISO 1179-3 L / ISO 8434-2)

Dash size	Tube O.D.		Thread T1	Thread T2	A		B	
	mm	in			mm	in	mm	in
0808S	12,7	0.50	G1/2-14	3/4-16	36,0	1.42	14,5	0.57

SAE 37° flare / BSP female

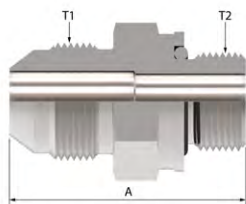


FF4364-(Dash size) (Ref. ISO 8434-2 / Performance per ISO 1179-1)

Dash size	Tube O.D.		Thread T1	Thread T2	A	
	mm	in			mm	in
1208S	19,0	0.75	1 1/16-12	G1/2-14	50,0	1.97

Danfoss Steel Adapter Catalog

SAE 37° flare / Metric male O-Ring

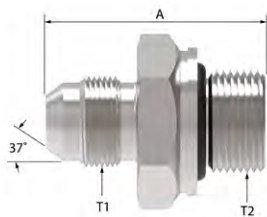


FF4330-(Dash size) (Ref. ISO 8434-2 / ISO 6149 L)

Dash size	Tube O.D.		Thread T1	Thread T2	A	
	mm	in			mm	in
0410S	6,4	0.25	7/16-20	M10 x 1	30,0	1.18
0412S	6,4	0.25	7/16-20	M12 x 1.5	33,0	1.30
0614S	9,7	0.38	9/16-18	M14 x 1.5	34,0	1.34
0616S	9,7	0.38	9/16-18	M16 x 1.5	35,0	1.38
0816S	12,7	0.50	1/2-14	M16 x 1.5	38,0	1.50
0818S	12,7	0.50	1/2-14	M18 x 1.5	39,0	1.54
1018S	16,0	0.63	7/8-14	M18 x 1.5	42,0	1.65
1020S	16,0	0.63	7/8-14	M20 x 1.5	41,5	1.63
1022S	16,0	0.63	7/8-14	M22 x 1.5	44,0	1.73
1222S	19,0	0.75	1 1/16-12	M22 x 1.5	47,0	1.85
1227S	19,0	0.75	1 1/16-12	M27 x 2	50,0	1.97
1633S	25,4	1.00	1 5/16-12	M33 x 2	53,0	2.09
2042S	31,8	1.25	1 5/8-12	M42 x 2	54,0	2.13
2448S	38,1	1.50	1 7/8-12	M48 x 2	63,0	2.48

Available only in EMEA and APAC/China regions.

SAE 37° male/DIN 3852 metric male



GG108-NP(Size)-(Dash size)
(Formerly Weatherhead series MC5315x)


Dash size	Tube O.D.		Thread T1	Thread T2	A	
	mm	in			mm	in
04-10	6,4	0.25	7/16-20	M10 x 1.0	29,0	1.14
04-12	6,4	0.25	7/16-20	M12 x 1.5	33,0	1.30
04-14	6,4	0.25	7/16-20	M14 x 1.5	34,0	1.34
05-10	7,9	0.31	1/2-20	M10 x 1.0	29,0	1.14
06-14	9,7	0.38	9/16-18	M14 x 1.5	34,0	1.34
06-16	9,7	0.38	9/16-18	M16 x 1.5	34,0	1.34
08-16	12,7	0.50	3/4-16	M16 x 1.5	37,1	1.46
08-18	12,7	0.50	3/4-16	M18 x 1.5	37,6	1.48
08-22	12,7	0.50	3/4-16	M22 x 1.5	40,1	1.58
10-18	16,0	0.63	7/8-14	M18 x 1.5	40,1	1.58
10-20	16,0	0.63	7/8-14	M20 x 1.5	42,9	1.69
10-22	16,0	0.63	7/8-14	M22 x 1.5	42,9	1.69
12-22	19,0	0.75	1 1/16-12	M22 x 1.5	46,5	1.83
12-27	19,0	0.75	1 1/16-12	M27 x 2.0	49,5	1.95
16-33	25,4	1.00	1 5/16-12	M33 x 2.0	53,6	2.11
20-42	31,8	1.25	1 5/8-12	M42 x 2.0	58,5	2.30

Available only in AMER region.

Danfoss Steel Adapter Catalog

SAE 37° flare to O-Ring port (steel)

Includes O-ring



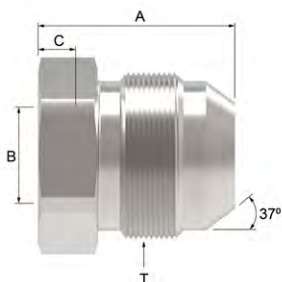
FF4184-(Dash size) (Formerly Weatherhead series 41157x)

Dash size	Tube size	Thread A	Thread B
-0404S	1/4	7/16-20	7/16-24
-0606S	3/8	9/16-18	5/8-18
-0808S	1/2	3/4-16	3/4-16
-1010S	5/8	7/8-14	7/8-14

Includes O-Ring.

B

Braze port/SAE 37° flare



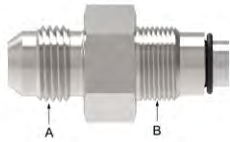
73014-(Dash size)

Dash size	Tube O.D.		Thread T	A		B		C	
	mm	in		mm	in	mm	in	mm	in
4S	6,3	0.25	7/16-20	18,8	0.74	6,4	0.25	4,0	0.16
5S	7,9	0.31	1/2-20	20,3	0.80	7,9	0.31	4,0	0.16
6S	9,6	0.38	9/16-18	20,6	0.81	9,7	0.38	4,0	0.16
8S	12,7	0.50	3/4-16	23,9	0.94	12,7	0.50	4,0	0.16
8-6S	12,7	0.50	9/16-18	21,3	0.84	12,7	0.50	4,0	0.16
10S	15,7	0.62	7/8-14	27,2	1.07	15,7	0.62	4,0	0.16
12S	19,0	0.75	1 1/16-12	31,5	1.24	19,0	0.75	6,4	0.25
12-10S	19,0	0.75	7/8-14	28,7	1.13	19,0	0.75	6,4	0.25
16S	25,4	1.00	1 5/16-12	32,8	1.29	25,4	1.00	6,4	0.25
16-12S	25,4	1.00	1 1/16-12	31,5	1.24	25,4	1.00	6,4	0.25
16-20S	31,7	1.25	1 5/8-12	35,6	1.40	25,4	1.00	6,4	0.25
20S	31,7	1.25	1 5/8-12	35,6	1.40	31,8	1.25	6,4	0.25
20-16S	31,7	1.25	1 5/16-12	32,8	1.29	31,8	1.25	6,4	0.25
24S	38,1	1.50	1 7/8-12	40,1	1.58	38,1	1.50	6,4	0.25
24-20S	38,1	1.50	1 5/8-12	37,1	1.46	38,1	1.50	6,4	0.25
24-32S	38,1	1.50	2 1/2-12	49,5	1.95	38,1	1.50	6,4	0.25
32S	50,8	2.00	2 1/2-12	49,8	1.96	50,8	2.00	6,4	0.25
40S	63,5	2.50	3-12	47,2	1.86	63,5	2.50	6,4	0.25

Danfoss Steel Adapter Catalog

SAE 37° flare to metric O-Ring port adapter (steel)

Includes O-ring



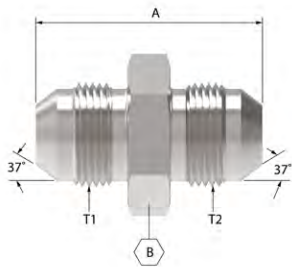
FF4215-(Dash size) (Formerly Weatherhead series M41157x)

Dash size	Tube size	Thread A	Thread B
-0614S	3/8	9/16-18	M14X1.5
-0616S	3/8	9/16-18	M16X1.5
-0618S	3/8	9/16-18	M18X1.5

Includes O-Ring.

B

SAE 37° flare/SAE 37° flare (large hex)

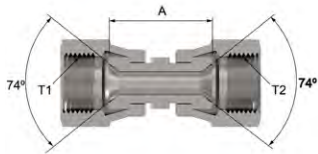


202712-(Dash size) (Ref. SAE 070119) (Formerly Weatherhead series C5306x)

Dash size	Tube O.D.		Thread T1	Thread T2	A		B	
	mm	in			mm	in	mm	in
4-4S	6,3	0.25	7/16-20	7/16-20	34,8	1.37	17,5	0.69
6-4S	6,3	0.25	9/16-18	7/16-20	35,6	1.40	20,6	0.81
6-6S	7,9	0.31	9/16-18	9/16-18	35,6	1.40	20,6	0.81
8-8S	12,7	0.50	3/4-16	3/4-16	41,1	1.62	25,4	1.00
10-8S	12,7	0.50	7/8-14	3/4-16	45,2	1.78	28,5	1.12
10-10S	16,0	0.63	7/8-14	7/8-14	47,7	1.88	28,5	1.12
12-12S	19,0	0.75	1 1/16-12	1 1/16-12	54,9	2.16	35,1	1.38
16-16S	25,4	1.00	1 5/16-12	1 5/16-12	57,2	2.25	41,1	1.62
20-20S	31,7	1.25	1 5/8-12	1 5/8-12	61,7	2.43	47,6	1.88

Danfoss Steel Adapter Catalog

BSP Female 60° Cone




FF4285-(Dash size) (ISO 8434-2)
(Formerly Weatherhead series C5325x)

Dash size	Tube O.D.		Thread T1	Thread T2	A	
	mm	in			mm	in
0404S	6,4	0.25	G1/4-19	G1/4-19	25,0	0.98
0606S	9,7	0.38	G3/8-19	G3/8-19	27,0	1.06
0808S	12,7	0.50	G1/2-14	G1/2-14	31,0	1.22
1212S	19,0	0.75	G3/4-14	G3/4-14	33,5	1.32
1616S	25,4	1.00	G1-11	G1-11	36,5	1.44
2424S	38,1	1.50	G1 1/2-11	G1 1/2-11	42,0	1.65
3232S	50,8	2.00	G2-11	G2-11	47,0	1.85

SAE 37° (JIC) flare union

Union SAE 37° flare/SAE 37° flare



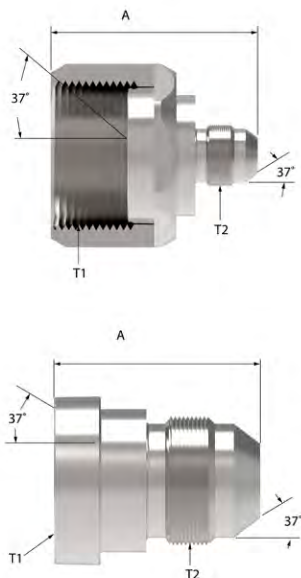
2027-(Dash size) (Ref. SAE 070101)
(Formerly Weatherhead series C5305x)

Dash size	Tube O.D.		Thread T1	Thread T2	A		B	
	mm	in			mm	in	mm	in
2-2S	3,3	0.13	5/16-24	5/16-24	29,7	1.17	11,2	0.44
3-3S	4,8	0.19	3/8-24	3/8-24	31,2	1.23	11,2	0.44
4-3S	4,8	0.19	7/16-20	3/8-24	33,0	1.30	12,7	0.50
4-4S*	6,3	0.25	7/16-20	7/16-20	34,8	1.37	12,7	0.50
5-4S	6,3	0.25	1/2-20	7/16-20	34,8	1.37	14,2	0.56
5-5S	7,9	0.31	1/2-20	1/2-20	34,8	1.37	14,2	0.56
6-4S	6,3	0.25	9/16-18	7/16-20	35,6	1.40	15,7	0.62
6-5S	7,9	0.31	9/16-18	1/2-20	35,6	1.40	15,7	0.62
6-6S*	9,6	0.38	9/16-18	9/16-18	35,8	1.41	15,7	0.62
8-4S	6,3	0.25	3/4-16	7/16-20	38,4	1.51	20,6	0.81
8-6S	9,6	0.38	3/4-16	9/16-18	38,6	1.52	20,6	0.81
8-8S*	12,7	0.50	3/4-16	3/4-16	41,1	1.62	20,6	0.81
10-6S	9,6	0.38	7/8-14	9/16-18	42,7	1.68	23,9	0.94
10-8S	12,7	0.50	7/8-14	3/4-16	45,2	1.78	23,9	0.94
10-10S	16,0	0.63	7/8-14	7/8-14	47,8	1.88	23,9	0.94
12-8S	9,6	0.38	1 1/16-12	3/4-16	49,5	1.95	28,4	1.12
12-10S	15,5	0.61	1 1/16-12	7/8-14	52,1	2.05	28,4	1.12
12-12S*	19,0	0.75	1 1/16-12	1 1/16-12	54,9	2.16	28,4	1.12
14-14S	21,1	0.83	1 3/16-12	1 3/16-12	56,1	2.21	31,8	1.25
16-12S	19,0	0.75	1 5/16-12	1 1/16-12	55,9	2.20	35,1	1.38
16-16S*	25,4	1.00	1 5/16-12	1 5/16-12	57,2	2.25	35,1	1.38
20-16S	25,4	1.00	1 5/8-12	1 5/16-12	60,5	2.38	42,7	1.68
20-20S	31,7	1.25	1 5/8-12	1 5/8-12	61,7	2.43	42,9	1.69
24-24S	38,1	1.50	1 7/8-12	1 7/8-12	69,9	2.75	50,8	2.00
32-32S	50,8	2.00	2 1/2-12	2 1/2-12	86,4	3.40	66,5	2.62

* Also available in stainless steel as 259-2027-(dash size)
(Formerly Weatherhead 5317x)

Danfoss Steel Adapter Catalog

SAE 37° flare swivel reducer/SAE 37° flare

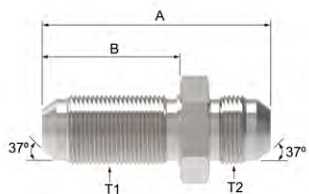


221501-(Dash size) (Ref. SAE 070123)
(Formerly Weatherhead series C5015x)

Dash size	Tube O.D.		Thread T1	Thread T2	A	
	mm	in			mm	in
6-4S	6,3	0.25	9/16-18	7/16-20	35,6	1.40
8-4S	6,3	0.25	3/4-16	7/16-20	38,1	1.50
8-6S	9,6	0.38	3/4-16	9/16-18	38,1	1.50
10-6S	9,6	0.38	7/8-14	9/16-18	41,1	1.62
12-4	6,3	0.25	1 1/16-12	7/16-20	27,7	1.09
12-6S	9,6	0.38	1 1/16-12	9/16-18	42,9	1.69
12-8S	12,7	0.50	1 1/16-12	3/4-16	45,5	1.79
16-6S	9,6	0.38	1 5/16-12	9/16-18	46,7	1.84
16-8S	12,7	0.50	1 5/16-12	3/4-16	49,3	1.94
16-10S	16,0	0.63	1 5/16-12	7/8-14	51,8	2.04
16-12S	19,0	0.75	1 5/16-12	1 1/16-12	54,6	2.15
20-12	19,0	0.75	1 5/8-12	1 1/16-12	38,1	1.50
20-16S	25,4	1.00	1 5/8-12	1 5/16-12	56,6	2.23

NOTE Available without nut. Order by Part no. FF1066-(dash size).

SAE 37° flare bulkhead/SAE 37° flare



2041-(Dash size) (Ref. SAE 070601)
(Formerly Weatherhead series C5325x)

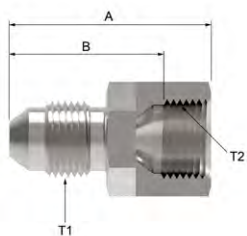
Dash size	Tube O.D.		Thread T1	Thread T2	A		B	
	mm	in			mm	in	mm	in
3-3S	4,80	0.19	3/8-24	3/8-24	48,3	1.9	29,0	1.14
4-4S	6,3	0.25	7/16-20	7/16-20	52,6	2.07	31,2	1.23
4-6S	9,6	0.38	7/16-20	9/16-18	53,3	2.10	31,2	1.23
5-5S	7,9	0.31	1/2-20	1/2-20	52,6	2.07	31,2	1.23
6-6S	9,6	0.38	9/16-18	9/16-18	55,4	2.18	33,3	1.31
8-8S*	12,7	0.50	3/4-16	3/4-16	62,0	2.44	37,3	1.47
10-10S	16,0	0.63	7/8-14	7/8-14	69,6	2.74	40,9	1.61
12-12S	19,0	0.75	1 1/16-12	1 1/16-12	78,5	3.09	45,2	1.78
12-16S	25,4	1.00	1 1/16-12	1 5/16-12	79,8	3.14	45,2	1.78
16-16S	25,4	1.00	1 5/16-12	1 5/16-12	79,8	3.14	45,2	1.78
20-20S	31,7	1.25	1 5/8-12	1 5/8-12	84,1	3.31	46,5	1.83
24-24S	38,1	1.50	1 7/8-12	1 7/8-12	89,4	3.52	46,7	1.84

NOTE Available without nut. Order by 2041-1-(dash size).

* Also available in stainless steel without nut as part number 259-2041-1-(dash size). (Formerly Weatherhead 5337x)

Danfoss Steel Adapter Catalog

Restrictor SAE 37° male flare/SAE 37° female



FF1981-(Dash size)†

Dash size	Tube O.D.		Thread T1	Thread T2	A		B*	
	mm	in			mm	in	mm	in
0404	6,3	0.25	7/16-20	7/16-20	28,9	1.14	17,5	0.69
0606	9,6	0.38	9/16-18	9/16-18	30,2	1.19	18,3	0.72
0808	12,7	0.50	3/4-16	3/4-16	34,5	1.36	25,6	1.01

*Length required to insert adapter at installation.

† Ordering Information: Danfoss Restrictor Adapters are available in orifice sizes from 0.60 to 0.25 inches.

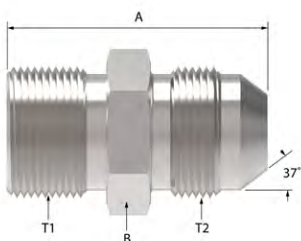
When ordering restrictor adapters, it is important to indicate the drill size required.

For example: For a 0.125 drill size in FF1980-0404 adapter, order as FF1980-125-0404.

If you indicate the desired orifice size in inches, the appropriate 3 digit number will be assigned.

SAE flareless to SAE 37° union

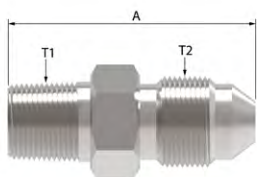
Male SAE flareless/SAE 37° flare*



FF1315-(Dash size)

Dash size	Tube O.D.		Thread T1	Thread T2	A		B	
	mm	in			mm	in	mm	in
0404S	6,3	0.25	7/16-20	7/16-20	31,0	1.22	12,7	0.50
0604S	9,6	0.38	9/16-18	7/16-20	32,3	1.27	15,7	0.62
0606S	9,6	0.38	9/16-18	9/16-18	32,5	1.28	15,7	0.62
0806S	12,7	0.50	3/4-16	9/16-18	34,8	1.37	20,6	0.81
0808S	12,7	0.50	3/4-16	3/4-16	37,3	1.47	20,6	0.81
1008S	16,0	0.63	7/8-14	3/4-16	40,4	1.59	23,9	0.94
1010S	16,0	0.63	7/8-14	7/8-14	42,9	1.69	23,9	0.94
1212S	19,0	0.75	1 1/16-12	1 1/16-12	49,0	1.93	28,5	1.12
1616S	25,4	1.00	1 5/16-12	1 5/16-12	50,3	1.98	35,1	1.38

SAE 37° flare / BSPT male



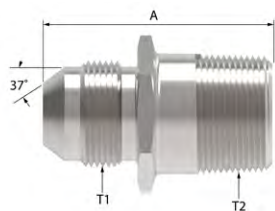
FF4366-(Dash size) (Ref. ISO 8434-2 / Performance per JIS 8363)

Dash size	Tube O.D.		Thread T1	Thread T2	A	
	mm	in			mm	in
0402S	6,4	0.25	7/16-20	R1/8-28	30,0	1.18
0404S	6,4	0.25	7/16-20	R1/4-19	34,5	1.36
0604S	9,7	0.38	9/16-18	R1/4-19	34,0	1.34
0606S	9,7	0.38	9/16-18	R3/8-19	34,0	1.34
0608S	9,7	0.38	9/16-18	R1/2-14	41,0	1.61
0804S	12,7	0.50	3/4-16	R1/4-19	39,0	1.54
0806S	12,7	0.50	3/4-16	R3/8-19	39,0	1.54
0808S	12,7	0.50	3/4-16	R1/2-14	44,5	1.75
1008S	16,0	0.63	7/8-14	R1/2-14	46,5	1.83
1012S	16,0	0.63	7/8-14	R3/4-14	48,5	1.91
1208S	19,0	0.75	1 1/16-12	R1/2-14	51,0	2.01
1212S	19,0	0.75	1 1/16-12	R3/4-14	51,0	2.01
1216S	19,0	0.75	1 1/16-12	R1-11	57,5	2.26
1612S	25,4	1.00	1 5/16-12	R3/4-14	53,0	2.09
1616S	25,4	1.00	1 5/16-12	R1-11	59,0	2.32

Available only in EMEA and APAC/China regions.

BSPT to SAE 37° flare

SAE 37° male/BSPT male




GG110-NP(Size)-(Dash size)
(Formerly Weatherhead series MC5205x)

Dash size	Tube O.D.		Thread T1	Thread T2	A	
	mm	in			mm	in
04-02	6,4	0.25	7/16-20	R1/8-28	29,0	1.14
04-04	6,4	0.25	7/16-20	R1/4-19	33,0	1.30
06-04	9,7	0.38	9/16-18	R1/4-19	33,6	1.32
06-06	9,7	0.38	9/16-18	R3/8-19	33,6	1.32
08-06	12,7	0.50	3/4-16	R3/8-19	36,6	1.44
08-08	12,7	0.50	3/4-16	R1/2-14	40,4	1.59
10-08	16,0	0.63	7/8-14	R1/2-14	42,9	1.69
12-08	19,0	0.75	1 1/16-12	R1/2-14	47,5	1.87
12-12	19,0	0.75	1 1/16-12	R3/4-14	49,5	1.95
16-16	25,4	1.00	1 5/16-12	R1-11	52,6	2.07

Available only in AMER region.

Metric to SAE 37° flare


Metric 24° (DIN 3901/3902 I.Rh)/SAE 37° flare



15.063-(Dash size)
(Formerly Weatherhead series MC5206x)

Dash size	Tube O.D.		Thread T1	Thread T2	A		Rø	
	mm	in			mm	in	mm	in
6-4	6,4	0.25	M12 x 1.5	7/16-20	31,0	1.22	6,0	0.24
8-6	9,7	0.38	M14 x 1.5	9/16-18	31,0	1.22	8,0	0.31
10-8	12,7	0.50	M16 x 1.5	3/4-16	34,5	1.36	10,0	0.39
12-8	12,7	0.50	M18 x 1.5	3/4-16	34,5	1.36	12,0	0.47
15-10	16,0	0.63	M22 x 1.5	7/8-14	39,1	1.54	15,0	0.59
18-12	19,0	0.75	M26 x 1.5	1 1/16-12	42,9	1.69	18,0	0.71
22-16	25,4	1.00	M30 x 2.0	1 5/16-12	46,0	1.81	22,0	0.87

Metric 24° (DIN 3902 s.Rh)/SAE 37° flare

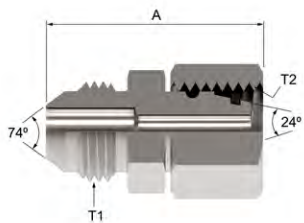


15.147-(Dash size)
(Formerly Weatherhead series MC5208x)

Dash size	Tube O.D.		Thread T1	Thread T2	A		Rø	
	mm	in			mm	in	mm	in
6-6	9,7	0.38	M14 x 1.5	9/16-18	33,0	1.30	6,0	0.24
10-8	12,7	0.50	M18 x 1.5	3/4-16	35,6	1.40	10,0	0.39
14-10	16,0	0.63	M22 x 1.5	7/8-14	40,4	1.59	14,0	0.55
16-12	19,0	0.75	M24 x 1.5	1 1/16-12	44,9	1.77	16,0	0.63
20-16	25,4	1.00	M30 x 2.0	1 5/16-12	48,0	1.89	20,0	0.79

Danfoss Steel Adapter Catalog

JIC Male 37° Cone/Metric Female 24° Cone

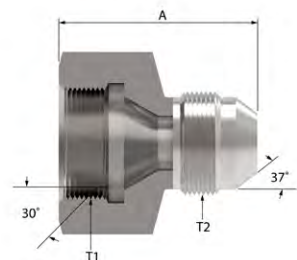


FF4281-(Dash size) (Ref. ISO 8434-2 / Performance per ISO 8434-1)

Dash size	Tube O.D.		Thread T1	Thread T2	A	
	mm	in			mm	in
0416S	6,4	0.25	7/16-20	M16 x 1.5	36,5	1.44
0618S	9,7	0.38	9/16-18	M18 x 1.5	37,0	1.46
0620S	9,7	0.38	9/16-18	M20 x 1.5	37,5	1.48
0820S	12,7	0.50	1/2-14	M20 x 1.5	42,0	1.65
0824S	12,7	0.50	1/2-14	M24 x 1.5	44,5	1.75
1230S	19,0	0.75	1 1/16-12	M30 x 2	55,0	2.17
1236S	19,0	0.75	1 1/16-12	M36 x 2	55,0	2.17
1636S	25,4	1.00	1 5/16-12	M36 x 2	56,0	2.20
1642S	25,4	1.00	1 5/16-12	M42 x 2	59,0	2.32

JIS 30° to SAE 37° flare

JIS 30° Female cone seat/SAE 37° Male

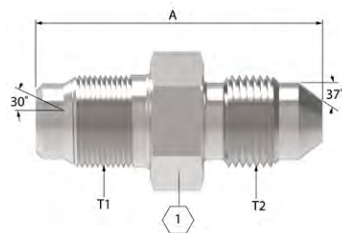


FF2593-(Dash size)

Dash size	Tube O.D.		Thread T1	Thread T2	A	
	mm	in			mm	in
0404S	6,4	0.25	G1/4-19	7/16-20	30,3	1.19
0606S	9,7	0.38	G3/8-19	9/16-18	30,7	1.21
0808S	12,7	0.50	G1/2-14	3/4-16	35,8	1.41
1212S	19,0	0.75	G3/4-14	1 1/16-12	43,2	1.70

Specials

30° Inverted flare/SAE 37° flare



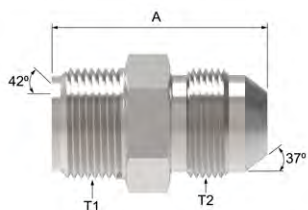
FF1353-(Dash size) and FF1354-(Dash size) long*

Dash size	Tube O.D.		Thread T1	Thread T2	A	
	mm	in			mm	in
0404S	6,3	0.25	7/16-20	7/16-20	33,8	1.33
0404S*	6,3	0.25	7/16-20	7/16-20	63,5	2.50

*Length required to insert adapter at installation.

Danfoss Steel Adapter Catalog

42° Inverted flare/SAE 37° flare



202124-(Dash size) and FF1327-(Dash size) Long* (Formerly Weatherhead series C5880x)


Dash size	Tube O.D.		Thread T1	Thread T2	A	
	mm	in			mm	in
3-3S	4,8	0.19	3/8-24	3/8-24	27,2	1.07
3-4S	6,3	0.25	3/8-24	7/16-20	29,0	1.14
0304S*	6,3	0.25	3/8-24	7/16-20	61,0	2.40
4-4S	6,3	0.25	7/16-24	7/16-20	29,0	1.14
0404S*	6,3	0.25	7/16-24	7/16-20	61,0	2.40
5-4S	6,3	0.25	1/2-20	7/16-20	29,5	1.16
5-5S	7,9	0.31	1/2-20	1/2-20	29,0	1.14
5-6S	9,6	0.38	1/2-20	9/16-18	30,2	1.19
6-6S	9,6	0.38	5/8-18	9/16-18	31,0	1.22
8-8S	12,7	0.50	3/4-18	3/4-18	37,1	1.46

*Length required to insert adapter at installation.

B

Braze and weld to SAE 37° flare

Weld port/SAE 37° flare

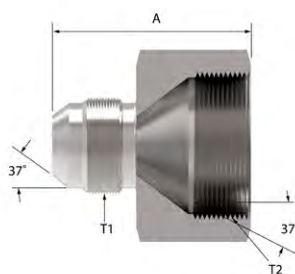


202232-(Dash size)

Dash size	IPS Size		Thread T	A		B		C	
	mm	in		mm	in	mm	in	mm	in
1/4-8S	6,3	0.25	3/4-16	30,5	1.20	14,2	0.56	9,7	0.38
1/2-12S	12,7	0.50	1 1/16-12	39,1	1.54	21,8	0.86	12,7	0.50
1-20S	25,4	1.00	1 5/8-12	46,0	1.81	34,0	1.34	16,0	0.63

SAE 37° flare union

SAE 37° flare (internal)/SAE 37° flare




2215-(Dash size) (Formerly Weatherhead series C5015x)

Dash size	Tube O.D.		Thread T1	Thread T2	A	
	mm	in			mm	in
4-6S	9,6	0.38	7/16-20	9/16-18	31,8	1.25
6-5S	7,9	0.31	9/16-18	1/2-20	30,0	1.18
8-10S	16,0	0.63	3/4-16	7/8-14	38,4	1.51
10-4S	6,3	0.25	7/16-20	7/8-14	35,6	1.40
10-6S	9,6	0.38	9/16-18	7/8-14	35,8	1.41
10-8S	12,7	0.50	7/8-14	3/4-16	38,9	1.53
10-12S	19,0	0.75	7/8-14	1 1/16-12	44,2	1.74
12-10S	16,0	0.63	1 1/16-12	7/8-14	43,9	1.73
12-16S	25,4	1.00	1 1/16-12	1 5/16-12	50,8	2.00
14-8S	12,7	0.50	1 3/16-12	3/4-16	42,9	1.69
16-8S	12,7	0.50	3/4-16	1 5/16-12	42,4	1.67
16-10S	16,0	0.63	7/8-14	1 5/16-12	45,2	1.78
16-20S	31,8	1.25	1 5/16-12	1 5/8-12	58,4	2.30
20-16S	25,4	1.00	1 5/8-12	1 5/16-12	50,3	1.98
24-16S	25,4	1.00	1 7/8-12	1 5/16-12	58,7	2.31
24-20S	31,8	1.25	1 7/8-12	1 5/8-12	58,4	2.30
24-32S	50,8	2.00	1 7/8-12	2 1/2-12	68,1	2.68
32-24S	38,1	1.50	1 7/8-12	2 1/2-12	64,0	2.52

Danfoss Steel Adapter Catalog

SAE 37° Female swivel to BSPT male pipe thread



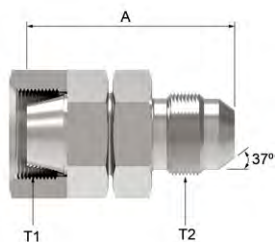
FF4181-(Dash size) (Formerly Weatherhead series M9800x)

Dash size	Tube O.D	BSPT pipe	Hex size		Hex C1		D		D1		L		
			mm	in	mm	in	mm	in	mm	in	mm	in	
-0404S	6,4	1/4	G 1/4-19	14,3	9/16	14,3	9/16	4,4	.172	7,1	.281*	39,6	1,56
-0504S	7,9	5/16	G 1/4-19	17,5	11/16	15,9	5/8	5,9	.234	7,1	.281*	41,4	1,63
-0604S	9,7	3/8	G 1/4-19	17,5	11/16	17,5	11/16	7,5	.297	7,1	.281	42,9	1,69
-0804S	12,7	1/2	G 1/4-19	22,2	7/8	22,2	7/8	9,9	.391	7,1	.281	47,5	1,87
-0806S	12,7	1/2	G 3/8-19	22,2	7/8	22,2	7/8	9,9	.391	10,3	.406*	47,5	1,87
-0808S	12,7	1/2	G 1/2-14	22,2	7/8	22,2	7/8	9,9	.391	13,5	.531*	52,3	2,06
-1008S	16,0	5/8	G 1/2-14	25,4	1	25,4	1	12,3	.484	13,5	.531*	53,6	2,11
-1208S	19,0	3/4	G 1/2-14	28,6	1 1/8	31,7	1 1/4	15,5	.609	13,5	.531	56,1	2,21
-1212S	19,0	3/4	G 3/4-14	28,6	1 1/8	31,7	1 1/4	15,5	.609	18,3	.719*	56,9	2,24
-1612S	25,4	1	G 3/4-14	34,9	1 3/8	38,1	1 1/2	21,5	.845	18,3	.719	60,7	2,39
-1616S	25,4	1	G 1-11	34,9	1 3/8	38,1	1 1/2	21,5	.845	23,8	.938*	64,8	2,55
-2020S	38,1	1-1/4	G 1 1/4-11	47,6	1 7/8	50,8	2	27,4	1.079	28,6	1.125*	69,3	2,73

*Optional counterbore.

Danfoss Steel Adapter Catalog

Metric 24° (DIN 3901/3902 l.Rh)/SAE 37° flare




15.163-(Dash size)

Dash size	Tube O.D.		Thread T1	Thread T2	A	
	mm	in			mm	in
4-4 †	6,4	0.25	M12 x 1.5	7/16-20	34,5	1.36
6-6 †	9,7	0.38	M14 x 1.5	9/16-18	34,5	1.36
8-6 †	9,7	0.38	M16 x 1.5	9/16-18	35,6	1.40
8-8 †	12,7	0.50	M16 x 1.5	3/4-16	38,1	1.50
10-8 †	12,7	0.50	M18 x 1.5	3/4-16	38,1	1.50
13-10 †	16,0	0.63	M22 x 1.5	7/8-14	40,9	1.61
16-12 †	19,0	0.75	M26 x 1.5	1 1/16-12	47,5	1.87

† Universal fitting also mates with 60° DIN 7631/7647 connections.

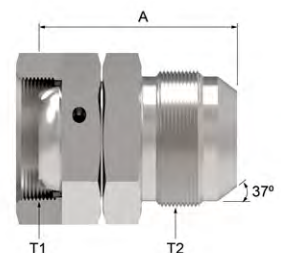
Metric 24° (DIN 3902 s.Rh)/SAE 37° flare



15.164-(Dash size)

Dash size	Tube O.D.		Thread T1	Thread T2	A	
	mm	in			mm	in
6-6	9,7	0.38	M14 x 1.5	9/16-18	35,1	1.38
10-8	12,7	0.50	M18 x 1.5	3/4-16	38,1	1.50
14-10	16,0	0.63	M22 x 1.5	7/8-14	40,9	1.61
16-12	19,0	0.75	M24 x 1.5	1 1/16-12	43,4	1.71
20-16	25,4	1.00	M30 x 2.0	1 5/16-12	47,0	1.85
30-24	38,1	1.50	M42 x 2.0	1 7/8-12	53,9	2.12

Metric 60° (DIN 7631)/SAE 37° flare



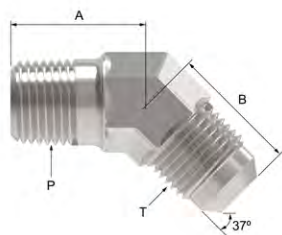
15.165-(Dash size)

Dash size	Tube O.D.		Thread T1	Thread T2	A	
	mm	in			mm	in
20-16	25,4	1.00	M30 x 1.5	1 5/16-12	46,0	1.81
25-20	31,7	1.25	M38 x 1.5	1 5/8-12	49,5	1.95
32-24	38,1	1.50	M45 x 1.5	1 7/8-12	52,6	2.07

Pipe to SAE 37° flare

NPTF external pipe/SAE 37° flare

B

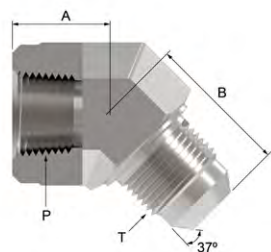


2023-(Dash size) (Ref. SAE 070302)
(Formerly Weatherhead series C5355x)

Dash size	Tube O. D.		Thread P	Thread T	A		B	
	mm	in			mm	in	mm	in
2-3S	4,8	0.19	1/8-27	3/8--24	18,3	0.72	21,1	0.83
2-4S	6,3	0.25	1/8-27	7/16-20	16,3	0.64	18,3	0.72
2-5S	7,9	0.31	1/8-27	1/2-20	16,3	0.64	19,6	0.77
2-6S	9,6	0.38	1/8-27	9/16-18	17,0	0.67	21,1	0.83
4-4S	6,3	0.25	1/4-18	7/16-20	21,8	0.86	20,8	0.82
4-5S	7,9	0.31	1/4-18	1/2-20	21,8	0.86	20,8	0.82
4-6S*	9,6	0.38	1/4-18	9/16-18	21,8	0.86	21,1	0.83
4-8S	12,7	0.50	1/4-18	3/4-16	24,1	0.95	24,9	0.98
6-4S	6,3	0.25	3/8-18	7/16-20	24,1	0.95	21,6	0.85
6-6S	9,6	0.38	3/8-18	9/16-18	24,1	0.95	22,1	0.87
6-8S	12,7	0.50	3/8-18	3/4-16	24,1	0.95	24,9	0.98
6-10S	16,0	0.63	3/8-18	7/8-14	24,9	0.98	28,2	1.11
6-12S	19,0	0.75	3/8-18	1 1/16-12	25,7	1.01	32,5	1.28
8-6S	9,6	0.38	1/2-14	9/16-18	29,7	1.17	22,4	0.88
8-8S	12,7	0.50	1/2-14	3/4-16	29,7	1.17	25,1	0.99
8-10S	16,0	0.63	1/2-14	7/8-14	29,7	1.17	28,2	1.11
8-12S	19,0	0.75	1/2-14	1 1/16-12	30,5	1.20	32,5	1.28
12-8S	12,7	0.50	3/4-14	3/4-16	30,5	1.20	26,4	1.04
12-10S	16,0	0.63	3/4-14	7/8-14	30,5	1.20	29,5	1.16
12-12S	19,0	0.75	3/4-14	1 1/16-12	30,5	1.20	32,5	1.28
12-16S	25,4	1.00	3/4-14	1 5/16-12	32,8	1.29	37,3	1.47
16-12S	19,0	0.75	1-11 1/2	1 1/16-12	37,6	1.48	36,1	1.42
16-16S	25,4	1.00	1-11 1/2	1 5/16-12	37,6	1.48	37,3	1.47
16-20S	31,7	1.25	1-11 1/2	1 5/8-12	41,7	1.64	40,4	1.59
20-20S	31,7	1.25	1 1/4-11 1/2	1 5/8-12	42,4	1.67	40,4	1.59
24-24S	38,1	1.50	1 1/2-11 1/2	1 7/8-12	45,0	1.77	45,2	1.78
32-32S	50,8	2.00	2-11 1/2	2 1/2-12	53,6	2.11	56,4	2.22

* Also available in stainless steel as part number 259-2023--(dash size).
(Formerly Weatherhead 5367x)

NPTF internal pipe/SAE 37° flare

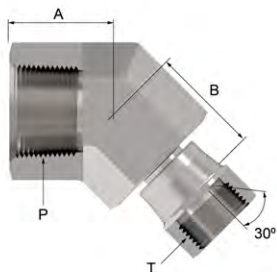


2044-(Dash size)

Dash size	Tube O. D.		Thread P	Thread T	A		B	
	mm	in			mm	in	mm	in
4-6S	9,6	0.38	1/4-18	9/16-18	15,7	0.62	21,0	0.83
6-8S	12,7	0.50	3/8-18	3/4-16	18,3	0.72	24,9	0.98
8-10S	16,0	0.63	1/2-14	7/8-14	23,1	0.91	28,2	1.11
12-12S	19,0	0.75	3/4-14	1 1/16-12	24,6	0.97	34,3	1.35

Danfoss Steel Adapter Catalog

NPTF internal pipe/SAE 37° flare swivel




2243-(Dash size)

Dash size	Tube O. D.		Thread P	Thread T	A		B	
	mm	in			mm	in	mm	in
8-6S	9,6	0.38	1/2-14	9/16-18	23,1	0.91	21,3	0.84
8-10S	16,0	0.63	1/2-14	7/8-14	23,1	0.91	23,9	0.94

B

SAE 37° flare bulkhead/SAE 37° flare

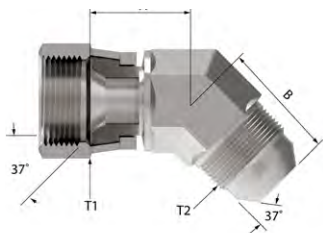


2042-(Dash size) (Ref. SAE 070801) (Formerly Weatherhead series C5375x)

Dash size	Tube O. D.		Thread T1	Thread T2	A		B	
	mm	in			mm	in	mm	in
4-4S	6,3	0.25	7/16-20	7/16-20	38,9	1.53	18,3	0.72
5-5S	7,9	0.31	1/2-20	1/2-20	42,2	1.66	19,6	0.77
6-6S	9,6	0.38	9/16-18	9/16-18	42,4	1.67	21,1	0.83
8-8S	12,7	0.50	3/4-16	3/4-16	49,3	1.94	24,9	0.98
10-10S	16,0	0.63	7/8-14	7/8-14	55,1	2.17	28,2	1.11
12-12S	19,0	0.75	1 1/16-12	1 1/16-12	35,8	1.41	59,9	2.36
16-16S	25,4	1.00	1 5/16-12	1 5/16-12	37,3	1.47	63,5	2.58
20-20S	31,7	1.25	1 5/8-12	1 5/8-12	64,3	2.53	42,9	1.69

Note: Available without nut. Order by 2042-1-(dash size).

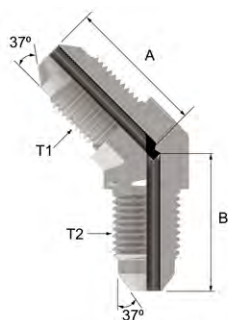
SAE 37° flare swivel/SAE 37° flare



2070-(Dash size) (Ref. SAE 070321) (Formerly Weatherhead series C5356x)

Dash size	Tube O. D.		Thread T1	Thread T2	A		B	
	mm	in			mm	in	mm	in
4-4S	6,3	0.25	7/16-20	7/16-20	15,2	0.60	18,3	0.72
5-5S	7,9	0.31	1/2-20	1/2-20	15,7	0.62	19,6	0.77
6-6S	9,6	0.38	9/16-18	9/16-18	18,8	0.74	21,1	0.83
8-8S	12,7	0.50	3/4-16	3/4-16	21,8	0.86	24,9	0.98
10-10S	16,0	0.63	7/8-14	7/8-14	23,9	0.94	28,2	1.11
12-12S	19,0	0.75	1 1/16-12	1 1/16-12	23,9	0.94	32,5	1.28
14-14S	22,3	0.88	1 3/16-12	1 3/16-12	26,4	1.04	36,8	1.45
16-16S	25,4	1.00	1 5/16-12	1 5/16-12	29,5	1.16	37,3	1.47
20-20S	31,7	1.25	1 5/8-12	1 5/8-12	35,6	1.40	40,4	1.59

JIC Male 37° Cone, 45° Elbow



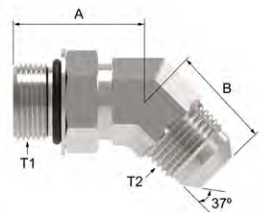
FF4308-(Dash size) (Ref. Performance per ISO 8434-2)

Dash size	Tube O. D.		Thread T1	Thread T2	A		B	
	mm	in			mm	in	mm	in
0404S	6,4	0.25	7/16-20	7/16-20	21,5	0.85	21,5	0.85
0606S	9,7	0.38	9/16-18	9/16-18	22,8	0.90	22,8	0.90
0808S	12,7	0.50	1/2-14	1/2-14	26,8	1.06	26,8	1.06
1212S	19,0	0.75	1 1/16-12	1 1/16-12	35,5	1.40	35,5	1.40
1616S	25,4	1.00	1 5/16-12	1 5/16-12	38,5	1.52	38,5	1.52

SAE O-Ring boss to SAE 37° flare

SAE O-Ring boss (adj.)/SAE 37° flare

B



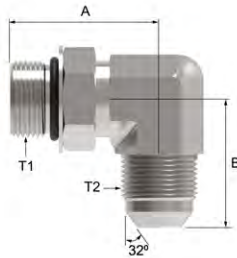
2061-(Dash size) (Ref. SAE 070320)
(Formerly Weatherhead series C5365x)

Dash size	Tube O.D.		Thread T1	Thread T2	A		B	
	mm	in			mm	in	mm	in
4-4S	6,3	0.25	7/16-20	7/16-20	26,7	1.05	18,3	0.72
5-5S	7,9	0.31	1/2-20	1/2-20	26,7	1.05	19,6	0.77
6-4S	6,3	0.25	9/16-18	7/16-20	29,0	1.14	20,8	0.82
6-6S	9,6	0.38	9/16-18	9/16-18	29,0	1.14	21,1	0.83
6-8S	12,7	0.50	9/16-18	3/4-16	30,5	1.20	24,9	0.98
8-6S	9,6	0.38	3/4-16	9/16-18	33,0	1.30	22,1	0.87
8-8S	12,7	0.50	3/4-16	3/4-16	33,0	1.30	24,9	0.98
8-10S	16,0	0.63	3/4-16	7/8-14	34,5	1.36	28,2	1.11
10-8S	12,7	0.50	7/8-14	3/4-16	38,6	1.52	25,1	0.99
10-10S	16,0	0.63	7/8-14	7/8-14	38,6	1.52	28,2	1.11
10-12S	19,0	0.75	7/8-14	1 1/16-12	39,9	1.57	32,5	1.28
12-8S	12,7	0.50	1 1/16-12	3/4-16	43,9	1.73	26,4	1.04
12-10S	16,0	0.63	1 1/16-12	7/8-14	43,9	1.73	29,5	1.16
12-12S	19,0	0.75	1 1/16-12	1 1/16-12	43,9	1.73	32,5	1.28
12-16S	25,4	1.00	1 1/16-12	1 5/16-12	47,2	1.86	37,3	1.47
14-14S	22,3	0.88	1 3/16-12	1 3/16-12	47,2	1.86	36,8	1.45
16-12S	19,0	0.75	1 5/16-12	1 1/16-12	47,2	1.86	36,1	1.42
16-16S	25,4	1.00	1 5/16-12	1 5/16-12	47,2	1.86	37,3	1.47
16-20S	31,7	1.25	1 5/16-12	1 5/8-12	48,5	1.91	40,4	1.59
20-16S	25,4	1.00	1 5/8-12	1 5/16-12	48,5	1.91	39,1	1.54
20-20S	31,7	1.25	1 5/8-12	1 5/8-12	48,5	1.91	40,4	1.59

SAE O-Ring boss to SAE 37° flare

SAE O-Ring boss (adj.)/SAE 37° flare

B

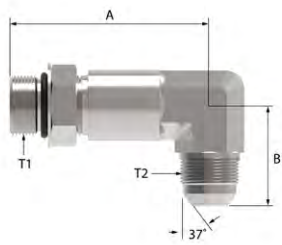


2062-(Dash size) (Ref. SAE 070220)
(Formerly Weatherhead series C5515x)

Dash size	Tube O.D.		Thread T1	Thread T2	A		B	
	mm	in			mm	in	mm	in
4-4S	6,3	0.25	7/16-20	7/16-20	26,2	1.03	22,6	0.89
4-5S	7,9	0.31	7/16-20	1/2-20	28,7	1.13	24,1	0.95
4-6S	9,6	0.38	7/16-20	9/16-18	30,2	1.19	26,9	1.06
5-4S	6,3	0.25	1/2-20	7/16-20	28,7	1.13	24,1	0.95
5-5S	7,9	0.31	1/2-20	1/2-20	28,7	1.13	24,1	0.95
5-6S	9,6	0.38	1/2-20	9/16-18	30,2	1.19	26,9	1.06
6-4S	6,3	0.25	9/16-18	7/16-20	31,8	1.25	26,7	1.05
6-5S	7,9	0.31	9/16-18	1/2-20	31,8	1.25	26,7	1.05
6-6S	9,6	0.38	9/16-18	9/16-18	31,8	1.25	26,9	1.06
6-8S	12,7	0.50	9/16-18	3/4-16	33,5	1.32	31,8	1.25
8-6S	9,6	0.38	3/4-16	9/16-18	36,8	1.45	29,0	1.14
8-8S	12,7	0.50	3/4-16	3/4-16	36,8	1.45	31,8	1.25
8-10S	16,0	0.63	3/4-16	7/8-14	39,1	1.54	36,8	1.45
8-12S	19,0	0.75	3/4-16	1 1/16-12	41,1	1.62	42,2	1.66
10-6S	9,6	0.38	7/8-14	9/16-18	43,2	1.70	31,0	1.22
10-8S	12,7	0.50	7/8-14	3/4-16	43,2	1.70	33,8	1.33
10-10S	16,0	0.63	7/8-14	7/8-14	43,2	1.70	36,8	1.45
10-12S	19,0	0.75	7/8-14	1 1/16-12	45,2	1.78	42,2	1.66
12-8S	12,7	0.50	1 1/16-12	3/4-16	49,3	1.94	36,1	1.42
12-10S	16,0	0.63	1 1/16-12	7/8-14	49,3	1.94	39,1	1.54
12-12S	19,0	0.75	1 1/16-12	1 1/16-12	49,3	1.94	42,2	1.66
12-16S	25,4	1.00	1 1/16-12	1 5/16-12	52,1	2.05	46,0	1.81
12-20S	31,7	1.25	1 1/16-12	1 5/8-12	57,2	2.25	52,3	2.06
14-16S	25,4	1.00	1 3/16-12	1 5/16-12	52,1	2.05	46,0	1.81
16-8S	12,7	0.50	1 5/16-12	3/4-16	52,1	2.05	38,6	1.52
16-10S	16,0	0.63	1 5/16-12	7/8-14	52,1	2.05	41,7	1.64
16-12S	19,0	0.75	1 5/16-12	1 1/16-12	52,1	2.05	44,7	1.76
16-16S	25,4	1.00	1 5/16-12	1 5/16-12	52,1	2.05	46,0	1.81
16-20S	31,7	1.25	1 5/16-12	1 5/8-12	57,2	2.25	52,3	2.06
20-16S	25,4	1.00	1 5/8-12	1 5/16-12	57,2	2.25	51,1	2.01
20-20S	31,7	1.25	1 5/8-12	1 5/8-12	57,2	2.25	52,3	2.06
20-24S	38,1	1.50	1 5/8-12	1 7/8-12	60,7	2.39	59,2	2.33
24-20S	31,7	1.25	1 7/8-12	1 5/8-12	60,7	2.39	55,9	2.20
24-24S	38,1	1.50	1 7/8-12	1 7/8-12	60,7	2.39	59,2	2.33

Danfoss Steel Adapter Catalog

SAE O-Ring flare (adj.)/SAE 37° flare - Extra long

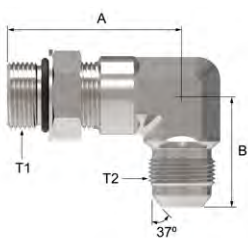


206209-(Dash size)
(Formerly Weatherhead series C5515xLL)

Dash size	Tube O.D.		Thread T1	Thread T2	A		B	
	mm	in			mm	in	mm	in
4-4S	6,3	0.25	7/16-20	7/16-20	43,9	1.73	22,6	0.89
6-6S	9,6	0.38	9/16-18	9/16-18	52,8	2.08	26,9	1.06
8-8S	12,7	0.50	3/4-16	3/4-16	63,0	2.48	31,8	1.25
8-10S	16,0	0.63	3/4-16	7/8-14	64,0	2.52	36,8	1.45
10-10S	16,0	0.63	7/8-14	7/8-14	73,4	2.89	36,8	1.45
12-12S	19,0	0.75	1 1/16-12	1 1/16-12	84,8	3.34	42,2	1.66
16-16S	25,4	1.00	1 5/16-12	1 5/16-12	94,5	3.72	46,0	1.81

B

SAE O-Ring flare (adj.)/SAE 37° flare - Long

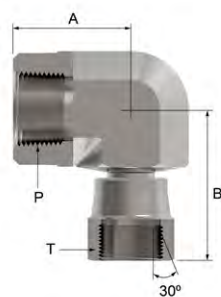


FF3910-(Dash size)
(Formerly Weatherhead series C5515xL)

Dash size	Tube O.D.		Thread T1	Thread T2	A		B	
	mm	in			mm	in	mm	in
6-6S	9,6	0.38	9/16-18	9/16-18	42,2	1.66	26,9	1.06
8-8S	12,7	0.50	3/4-16	3/4-16	45,9	1.81	31,8	1.25
12-12S	19,0	0.75	1 1/16-12	1 1/16-12	62,7	2.47	42,2	1.66

Pipe to SAE 37° flare

NPTF internal pipe/SAE 37° flare swivel

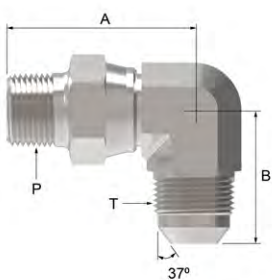


2244-(Dash size)

Dash size	Tube O. D.		Thread P	Thread T	A		B	
	mm	in			mm	in	mm	in
6-6S	9,6	0.38	3/8-18	9/16-18	25,9	1.02	23,4	0.92
8-8S	12,7	0.50	1/2-14	3/4-16	31,2	1.23	27,4	1.08
8-10S	16,0	0.63	1/2-14	7/8-14	31,2	1.23	28,5	1.12

Danfoss Steel Adapter Catalog

NPTF external pipe swivel/SAE 37° flare

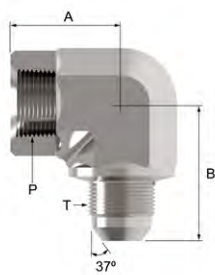


2249-(Dash size)

Dash size	Tube O. D.		Thread P	Thread T	A		B	
	mm	in			mm	in	mm	in
4-6S	9,6	0.38	1/4-18	9/16-18	40,6	1.60	26,9	1.06
6-8S	12,7	0.50	3/8-18	3/4-16	43,4	1.71	31,0	1.22
8-10S	16,0	0.63	1/2-14	7/8-14	50,8	2.00	36,8	1.45
12-12S	19,0	0.75	3/4-14	1 1/16-12	41,1	1.62	42,2	1.66

NOTE The above adapter is not a rotating union or swivel joint. Care must be exercised to avoid misuse. To be used with petroleum or water glycol fluids.

NPTF internal pipe/SAE 37° flare

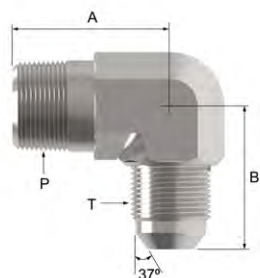


2025-(Dash size) (Ref. SAE 070203) (Formerly Weatherhead series C5455x)

Dash size	Tube O. D.		Thread P	Thread T	A		B	
	mm	in			mm	in	mm	in
2-4S	6,3	0.25	1/8-27	7/16-20	16,8	0.66	27,4	1.08
2-5S	7,9	0.31	1/8-27	1/2-20	16,8	0.66	27,4	1.08
2-6S	9,6	0.38	1/8-27	9/16-18	17,0	0.67	31,2	1.23
4-4S	6,3	0.25	1/4-18	7/16-20	22,4	0.88	31,0	1.22
4-5S	7,9	0.31	1/4-18	1/2-20	22,4	0.88	31,0	1.22
4-6S	9,6	0.38	1/4-18	9/16-18	22,4	0.88	31,2	1.23
4-8S	12,7	0.50	1/4-18	3/4-16	25,7	1.01	36,1	1.42
6-4S	6,3	0.25	3/8-18	7/16-20	25,9	1.02	32,8	1.29
6-5S	7,9	0.31	3/8-18	1/2-20	25,9	1.02	32,8	1.29
6-6S	9,6	0.38	3/8-18	9/16-18	25,9	1.02	33,3	1.31
6-8S	12,7	0.50	3/8-18	3/4-16	25,9	1.02	36,1	1.42
8-4S	6,3	0.25	1/2-14	7/16-20	31,2	1.23	35,6	1.40
8-8S	12,7	0.50	1/2-14	3/4-16	31,2	1.23	38,6	1.52
8-10S	16,0	0.63	1/2-14	7/8-14	31,2	1.23	41,7	1.64
8-12S	19,0	0.75	1/2-14	1 1/16-12	34,3	1.35	48,0	1.89
12-12S	19,0	0.75	3/4-14	1 1/16-12	34,5	1.36	48,0	1.89
16-16S	25,4	1.00	1-11 1/2	1 5/16-12	41,1	1.62	55,1	2.17
20-20S	31,7	1.25	1 1/4-11 1/2	1 5/8-12	43,2	1.70	59,2	2.33
24-24S	38,1	1.50	1 1/2-11 1/2	1 7/8-12	52,8	2.08	73,4	2.89
32-32S	50,8	2.00	2-11 1/2	2 1/2-12	60,7	2.39	83,8	3.30

Danfoss Steel Adapter Catalog

NPTF external pipe/SAE 37° flare



2024-(Dash size) (Ref. SAE 070202)
(Formerly Weatherhead series C5405x)

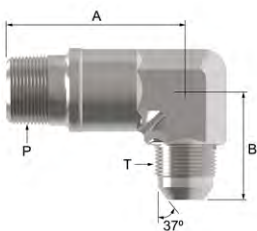
Dash size	Tube O. D.		Thread P	Thread T	A		B	
	mm	in			mm	in	mm	in
2-3S	4,8	0.19	1/8-27	3/8-24	18,3	0.72	21,1	0.83
2-4S*	6,3	0.25	1/8-27	7/16-20	19,8	0.78	22,6	0.89
2-5S	7,9	0.31	1/8-27	1/2-20	19,8	0.78	24,1	0.95
2-6S	9,6	0.38	1/8-27	9/16-18	22,9	0.90	26,9	1.06
4-4S*	6,3	0.25	1/4-18	7/16-20	27,7	1.09	26,7	1.05
4-5S	7,9	0.31	1/4-18	1/2-20	27,7	1.09	26,7	1.05
4-6S*	9,6	0.38	1/4-18	9/16-18	27,7	1.09	26,9	1.06
4-8S	12,7	0.50	1/4-18	3/4-16	31,0	1.22	31,8	1.25
6-4S	6,3	0.25	3/8-18	7/16-20	31,0	1.22	28,4	1.12
6-5S	7,9	0.31	3/8-18	1/2-20	31,0	1.22	28,4	1.12
6-6S	9,6	0.38	3/8-18	9/16-18	31,0	1.22	29,0	1.14
6-8S	12,7	0.50	3/8-18	3/4-16	31,0	1.22	31,8	1.25
6-10S	16,0	0.63	3/8-18	7/8-14	32,5	1.28	36,8	1.45
6-12S	19,0	0.75	3/8-18	1 1/16-12	35,6	1.40	42,2	1.66
8-4S	6,3	0.25	1/2-14	7/16-20	37,3	1.47	30,7	1.21
8-6S	9,6	0.38	1/2-14	9/16-18	37,3	1.47	31,0	1.22
8-8S*	12,7	0.50	1/2-14	3/4-16	37,3	1.47	33,8	1.33
8-10S	16,0	0.63	1/2-14	7/8-14	37,3	1.47	36,8	1.45
8-12S	19,0	0.75	1/2-14	1 1/16-12	40,4	1.59	42,2	1.66
8-16S	25,4	1.00	1/2-14	1 5/16-12	45,2	1.78	46,0	1.81
12-6S	9,6	0.38	3/4-14	9/16-18	40,4	1.59	33,3	1.31
12-8S	12,7	0.50	3/4-14	3/4-16	40,4	1.59	36,1	1.42
12-10S	16,0	0.63	3/4-14	7/8-14	40,4	1.59	39,1	1.54
12-12S	19,0	0.75	3/4-14	1 1/16-12	40,4	1.59	42,2	1.66
12-16S	25,4	1.00	3/4-14	1 5/16-12	45,2	1.78	46,0	1.81
16-8S	12,7	0.50	1-11 1/2	3/4-16	50,0	1.97	38,6	1.52
16-12S	19,0	0.75	1-11 1/2	1 1/16-12	50,0	1.97	44,7	1.76
16-16S	25,4	1.00	1-11 1/2	1 5/16-12	50,0	1.97	46,0	1.81
16-20S	31,7	1.25	1-11 1/2	1 5/8-12	59,7	2.35	52,3	2.06
20-16S	25,4	1.00	1 1/4-11 1/2	1 5/16-12	60,5	2.38	51,1	2.01
20-20S	31,7	1.25	1 1/4-11 1/2	1 5/8-12	60,5	2.38	52,3	2.06
20-24S	38,1	1.50	1 1/4-11 1/2	1 7/8-12	66,3	2.61	59,2	2.33
24-20S	31,7	1.25	1 1/2-11 1/2	1 5/8-12	67,1	2.64	55,9	2.20
24-24S	38,1	1.50	1 1/2-11 1/2	1 7/8-12	67,1	2.64	59,2	2.33
24-32S	50,8	2.00	1 1/2-11 1/2	2 1/2-12	75,4	2.97	77,7	3.06
32-32S	50,8	2.00	2-11 1/2	2 1/2-12	76,2	3.00	77,7	3.06

* Also available in stainless steel as part number 259-2024-(dash size)
(Formerly Weatherhead 5417x)

B

Pipe to SAE 37° flare

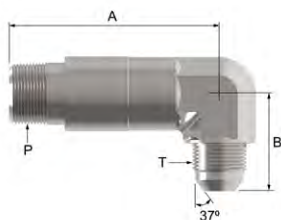
Extra pipe/SAE 37° flare



202411-(Dash size) (Ref. SAE 071502)
(Formerly Weatherhead series C5425x)

Dash size	Tube O. D.		Thread P	Thread T	A		B	
	mm	in			mm	in	mm	in
2-4S	6,3	0.25	1/8-27	7/16-20	29,7	1.17	22,6	0.89
2-5S	7,9	0.31	1/8-27	1/2-20	29,7	1.17	24,1	0.95
4-4S	6,3	0.25	1/4-18	7/16-20	40,1	1.58	26,7	1.05
4-6S	9,6	0.38	1/4-18	9/16-18	40,1	1.58	26,9	1.06
4-8S	12,7	0.50	1/4-18	3/4-16	46,2	1.82	31,8	1.25
6-6S	9,6	0.38	3/8-18	9/16-18	46,2	1.82	29,0	1.14
6-8S	12,7	0.50	3/8-18	3/4-16	46,2	1.82	31,8	1.25
8-8S	12,7	0.50	1/2-14	3/4-16	55,1	2.17	33,8	1.33
8-10S	16,0	0.63	1/2-14	7/8-14	55,1	2.17	36,8	1.45
12-10S	16,0	0.63	3/4-14	7/8-14	62,0	2.44	39,1	1.54
12-12S	19,0	0.75	3/4-14	1 1/16-12	62,0	2.44	42,2	1.66
12-16S	25,4	1.00	3/4-14	1 5/16-12	71,6	2.82	46,0	1.81
16-16S	25,4	1.00	1-11 1/2	1 5/16-12	76,5	3.01	46,0	1.81
20-20S	31,70	1.25	1 1/4-11 1/2	1 5/8-12	93,7	3.69	52,3	2.06

Long NPTF external pipe/SAE 37° flare



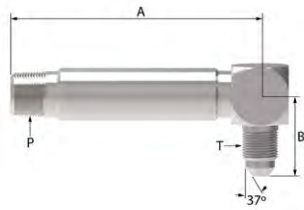
202413-(Dash size) (Ref. SAE 071602)
(Formerly Weatherhead series C5435x)

Dash size	Tube O. D.		Thread P	Thread T	A		B	
	mm	in			mm	in	mm	in
2-4S	6,3	0.25	1/8-27	7/16-20	39,6	1.56	22,6	0.89
2-5S	7,9	0.31	1/8-27	1/2-20	41,4	1.63	24,1	0.95
4-4S	6,3	0.25	1/4-18	7/16-20	52,6	2.07	26,7	1.05
4-5S	7,9	0.31	1/4-18	1/2-20	52,6	2.07	26,7	1.05
4-6S	9,6	0.38	1/4-18	9/16-18	52,6	2.07	26,9	1.06
6-6S	9,6	0.38	3/8-18	9/16-18	61,5	2.42	29,0	1.14
6-8S	12,7	0.50	3/8-18	3/4-16	61,5	2.42	31,8	1.25
8-8S	12,7	0.50	1/2-14	3/4-16	72,9	2.87	33,8	1.33
8-10S	16,0	0.63	1/2-14	7/8-14	72,9	2.87	36,8	1.45
8-12S	19,0	0.75	1/2-14	1 1/16-12	83,3	3.28	42,2	1.66
12-12S	19,0	0.75	3/4-14	1 1/16-12	83,3	3.28	42,2	1.66
12-16S	25,4	1.00	3/4-14	1 5/16-12	98,0	3.86	46,0	1.81
16-16S	25,4	1.00	1-11 1/2	1 5/16-12	102,9	4.05	46,0	1.81
20-20S	31,7	1.25	1 1/4-11 1/2	1 5/8-12	122,9	4.84	52,3	2.06

Pipe to SAE 37° flare

Extra long NPTF external pipe/SAE 37° flare

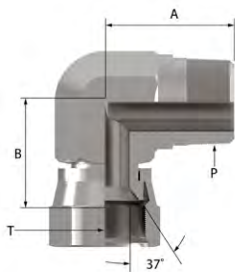
B



202414-(Dash size)

Dash size	Tube O. D.		Thread P	Thread T	A		B	
	mm	in			mm	in	mm	in
2-4S	6,3	0.25	1/8-27	7/16-20	58,7	2.31	22,6	0.89
4-4S	6,3	0.25	1/4-18	7/16-20	75,9	2.99	24,6	0.97
4-6S	9,6	0.38	3/8-18	9/16-18	77,7	3.06	26,9	1.06
8-10S	16,0	0.63	1/2-14	7/8-14	114,5	4.51	36,8	1.45

NPTF external pipe/SAE 37° flare swivel




2250-(Dash size)

(Formerly Weatherhead series C5406x)

Dash size	Tube O. D.		Thread P	Thread T	A		B	
	mm	in			mm	in	mm	in
2-4S	6,3	0.25	1/8-27	7/16-20	19,8	0.78	16,8	0.66
2-5S	7,9	0.31	1/8-27	1/2-20	19,8	0.78	17,3	0.68
4-4S	6,3	0.25	1/4-18	7/16-20	27,7	1.09	20,8	0.82
4-6S	9,6	0.38	1/4-18	9/16-18	27,7	1.09	22,3	0.88
6-6S	9,6	0.38	3/8-18	9/16-18	31,0	1.22	21,6	0.85
6-8S	12,7	0.50	3/8-18	3/4-16	31,0	1.22	24,4	0.96
8-8S	12,7	0.50	1/2-14	3/4-16	37,3	1.47	25,4	1.00
8-10S	16,0	0.63	1/2-14	7/8-14	37,3	1.47	28,5	1.12
12-8S	12,7	0.50	3/4-14	3/4-16	40,4	1.59	29,7	1.17
12-12S	19,0	0.75	3/4-14	1 1/16-12	40,4	1.59	30,3	1.19
12-14S	22,3	0.88	3/4-14	1 3/16-12	42,9	1.69	30,5	1.20
16-16S	25,4	1.00	1-11 1/2	1 5/16-12	50,0	1.97	35,8	1.41
20-20S	31,7	1.25	1 1/4-11 1/2	1 5/8-12	60,4	2.38	42,7	1.68
24-24S	38,1	1.50	1 1/2-11 1/2	1 7/8-12	67,0	2.64	47,2	1.86
32-32S	50,8	2.00	2-11 1/2	2 1/2-12	76,2	3.00	62,0	2.44

Danfoss Steel Adapter Catalog

SAE 37° flare / adjustable BSP male O-Ring seal 90° elbow



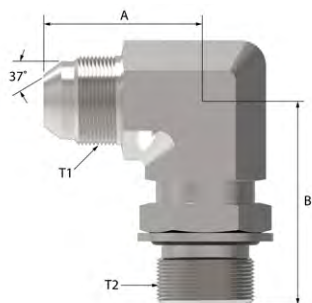
FF4368-(Dash size) (Ref. Performance per ISO 8434-2 / Performance per ISO 1179-3 L)

Dash size	Tube O.D.		Thread T1	Thread T2	A		B	
	mm	in			mm	in	mm	in
0404S	6,4	0.25	7/16-20	G1/4-19	26,6	1.05	31,5	1.24
0604S	9,7	0.38	9/16-18	G1/4-19	26,9	1.06	31,3	1.23
0606S	9,7	0.38	9/16-18	G3/8-19	28,5	1.12	35,8	1.41
0608S	9,7	0.38	9/16-18	G1/2-14	32,5	1.28	43,2	1.70
0804S	12,7	0.50	3/4-16	G1/4-19	32,0	1.26	33,5	1.32
0806S	12,7	0.50	3/4-16	G3/8-19	32,0	1.26	36,8	1.45
0808S	12,7	0.50	3/4-16	G1/2-14	34,8	1.37	43,2	1.70
0812S	12,7	0.50	3/4-16	G3/4-14	37,9	1.49	49,3	1.94
1008S	16,0	0.63	7/8-14	G1/2-14	37,8	1.49	43,2	1.70
1012S	16,0	0.63	7/8-14	G3/4-14	41,0	1.61	49,3	1.94
1208S	19,0	0.75	1 1/16-12	G1/2-14	44,2	1.74	46,5	1.83
1212S	19,0	0.75	1 1/16-12	G3/4-14	44,2	1.74	49,3	1.94
1216S	19,0	0.75	1 1/16-12	G1-11	48,0	1.89	53,0	2.09
1612S	25,4	1.00	1 5/16-12	G3/4-14	49,0	1.93	53,0	2.09
1616S	25,4	1.00	1 5/16-12	G1-11	49,0	1.93	53,0	2.09
2016S	31,8	1.25	1 5/8-12	G1-11	55,5	2.19	58,0	2.28
2020S	31,8	1.25	1 5/8-12	G1 1/4-11	55,5	2.19	59,5	2.34
2424S	38,1	1.50	1 7/8-12	G1 1/2-11	62,5	2.46	63,0	2.48

Available only in EMEA and APAC/China regions.

BSPP to SAE 37° flare

90° adjustable elbow SAE 37° male/BSPP male adjustable



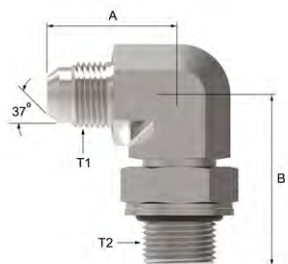
GG306-NP(Size)-(Dash size)

Dash size	Tube O.D.		Thread T1	Thread T2	A		B	
	mm	in			mm	in	mm	in
04-04	6,4	0.25	7/16-20	G1/4-19	26,9	1.06	31,5	1.24
05-04	7,9	0.31	1/2-20	G1/4-19	26,9	1.06	31,5	1.24
06-04	9,7	0.38	9/16-18	G1/4-19	26,9	1.06	31,5	1.24
06-06	9,7	0.38	9/16-18	G3/8-19	28,5	1.12	36,6	1.44
08-06	12,7	0.50	3/4-16	G3/8-19	31,5	1.24	36,6	1.44
08-08	12,7	0.50	3/4-16	G1/2-14	34,0	1.34	42,9	1.69
12-12	19,0	0.75	1 1/16-12	G3/4-14	41,9	1.65	49,0	1.93
16-16	25,4	1.00	1 5/16-12	G1-11	46,0	1.81	52,6	2.07
20-20	31,8	1.25	1 5/8-12	G1 1/4-11	52,0	2.05	56,9	2.24

Available only in AMER region.

Danfoss Steel Adapter Catalog

SAE 37° male 90° adjustable elbow/ DIN 3852 metric male



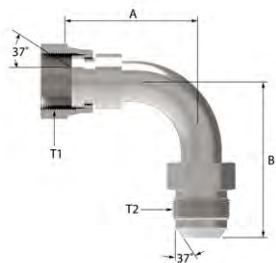
GG308-NP(Size)-(Dash size) (Formerly Weatherhead series MC5515x)

Dash size	Tube O.D.		Thread T1	Thread T2	A		Rø	
	mm	in			mm	in	mm	in
04-10	6,4	0.25	7/16-20	M10 x 1	22,6	0.89	25,9	1.02
04-12	6,4	0.25	7/16-20	M12 x 1.5	26,9	1.06	31,5	1.24
06-14	9,7	0.38	9/16-18	M14 x 1.5	27,0	1.06	31,5	1.24
06-16	9,7	0.38	9/16-18	M16 x 1.5	28,5	1.12	36,6	1.44
08-18	12,7	0.50	3/4-16	M18 x 1.5	31,5	1.24	36,6	1.44
10-18	16,0	0.63	7/8-14	M18 x 1.5	36,6	1.44	39,6	1.56
10-20	16,0	0.63	7/8-14	M20 x 1.5	36,6	1.44	42,9	1.69
10-22	16,0	0.63	7/8-14	M22 x 1.5	36,6	1.44	42,9	1.69
12-22	19,0	0.75	1 1/16-12	M22 x 1.5	41,9	1.65	45,5	1.79
12-27	19,0	0.75	1 1/16-12	M27 x 2.0	41,9	1.65	49,0	1.93

Available only in AMER region.

SAE 37° flare union

SAE 37° flare swivel/SAE 37° flare



FF5163-(Dash size)

Dash size	Tube O.D.		Thread T1	Thread T2	A		B	
	mm	in			mm	in	mm	in
0808S	12,7	0.50	3/4-16	3/4-16	47,5	1.87	54,9	2.16
1212S	19,0	0.75	1 1/16-12	1 1/16-12	59,7	2.35	71,4	2.81
1616S	25,4	1.00	1 5/16-12	1 5/16-12	77,2	3.04	86,6	3.41
2020S	31,7	1.25	1 5/8-12	1 5/8-12	86,4	3.40	94,2	3.71
2424S	38,1	1.50	1 7/8-12	1 7/8-12	100,3	3.95	110,0	4.33

SAE 37° flare swivel/SAE 37° flare



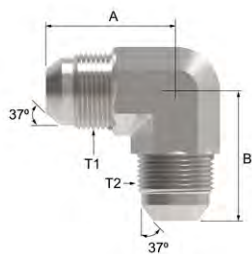
FF5164-(Dash size)

Dash size	Tube O.D.		Thread T1	Thread T2	A		B	
	mm	in			mm	in	mm	in
0808S	12,7	0.50	3/4-16	3/4-16	84,8	3.34	54,9	2.16
1212S	19,0	0.75	1 1/16-12	1 1/16-12	112,0	4.41	71,4	2.81
1616S	25,4	1.00	1 5/16-12	1 5/16-12	133,1	5.24	86,6	3.41
2020S	31,7	1.25	1 5/8-12	1 5/8-12	164,6	6.48	94,2	3.71

SAE 37° flare union

SAE 37° flare/SAE 37° flare

2039-(Dash size) (Ref. SAE 070201)
(Formerly Weatherhead series C5505x)



Dash size	Tube O.D.		Thread T1	Thread T2	A		B	
	mm	in			mm	in	mm	in
4-4S	6,3	0.25	7/16-20	7/16-20	22,6	0.89	22,6	0.89
5-5S	7,9	0.31	1/2-20	1/2-20	24,1	0.95	24,1	0.95
6-6S	9,6	0.38	9/16-18	9/16-18	26,9	1.06	26,9	1.06
8-6S	9,6	0.38	3/4-16	9/16-16	31,8	1.25	29,0	1.14
8-8S	12,7	0.50	3/4-16	3/4-16	31,8	1.25	31,8	1.25
10-10S	16,0	0.63	7/8-14	7/8-14	36,8	1.45	36,8	1.45
12-12S	19,0	0.75	1 1/16-12	1 1/16-12	42,2	1.66	42,2	1.66
16-12S	19,0	0.75	1 5/16-12	1 1/16-12	46,0	1.81	44,7	1.76
16-16S	25,4	1.00	1 5/16-12	1 5/16-12	46,0	1.81	46,0	1.81
20-20S	31,7	1.25	1 5/8-12	1 5/8-12	52,3	2.06	52,3	2.06
24-24S	38,1	1.50	1 7/8-12	1 7/8-12	59,2	2.33	59,2	2.33
32-32S	50,8	2.00	2 1/2-12	2 1/2-12	77,7	3.06	77,7	3.06

B

SAE 37° flare bulkhead/SAE 37° flare

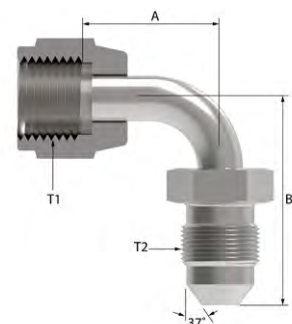
2043-(Dash size) (Ref. SAE 070701)
(Formerly Weatherhead series C5525x)



Dash size	Tube O.D.		Thread T1	Thread T2	A		B	
	mm	in			mm	in	mm	in
4-4S	6,3	0.25	7/16-20	7/16-20	40,4	1.59	24,6	0.97
5-5S	7,9	0.31	1/2-20	1/2-20	43,7	1.72	26,9	1.06
6-6S	9,6	0.38	9/16-18	9/16-18	46,0	1.81	27,7	1.09
8-8S	12,7	0.50	3/4-16	3/4-16	53,6	2.11	34,5	1.36
10-10S	16,0	0.63	7/8-14	7/8-14	60,7	2.39	39,6	1.56
12-12S	19,0	0.75	1 1/16-12	1 1/16-12	67,8	2.67	45,2	1.78
16-16S	25,4	1.00	1 5/16-12	1 5/16-12	71,1	2.80	49,3	1.94

SAE 37° flare swivel/SAE 37° flare

500454-(Dash size)

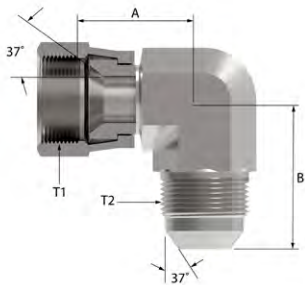


Dash size	Tube O.D.		Thread T1	Thread T2	A		B	
	mm	in			mm	in	mm	in
4S	6,3	0.25	7/16-20	7/16-20	17,3	0.68	28,5	1.12
6S	9,6	0.38	9/16-18	9/16-18	21,6	0.85	33,3	1.31
8S	12,7	0.50	3/4-16	3/4-16	27,7	1.09	42,2	1.66
10S	16,0	0.63	7/8-14	7/8-14	31,2	1.23	46,2	1.82
12S	19,0	0.75	1 1/16-12	1 1/16-12	46,2	1.82	63,2	2.49
16S	25,4	1.00	1 5/16-12	1 5/16-12	60,7	2.39	70,9	2.79
20S	31,7	1.25	1 5/8-12	1 5/8-12	69,8	2.75	79,7	3.14

Danfoss Steel Adapter Catalog

SAE 37° flare swivel/SAE 37° flare

2071-(Dash size) (Ref. SAE 070221)
(Formerly Weatherhead series C5506x)

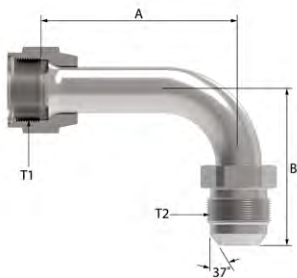


Dash size	Tube O.D.		Thread T1	Thread T2	A		B	
	mm	in			mm	in	mm	in
4-4S*	6,3	0.25	7/16-20	7/16-20	16,8	0.66	22,6	0.89
4-6S	9,6	0.38	7/16-20	9/16-18	20,8	0.82	26,9	1.06
5-5S	7,9	0.31	1/2-20	1/2-20	17,3	0.68	24,1	0.95
6-4S	6,3	0.25	9/16-18	7/16-20	22,4	0.88	26,7	1.05
6-6S*	9,6	0.38	9/16-18	9/16-18	22,4	0.88	26,9	1.06
8-6S	9,6	0.38	3/4-16	9/16-18	24,4	0.96	29,0	1.14
8-8S	12,7	0.50	3/4-16	3/4-16	24,4	0.96	31,8	1.25
8-10S	16,0	0.63	3/4-16	7/8-14	25,4	1.00	36,8	1.45
10-8S	12,7	0.50	7/8-14	3/4-16	28,4	1.12	33,8	1.33
10-10S	16,0	0.63	7/8-14	7/8-14	28,4	1.12	36,8	1.45
12-12S	19,0	0.75	1 1/16-12	1 1/16-12	30,2	1.19	42,2	1.66
14-14S	22,3	0.88	1 3/16-12	1 3/16-12	30,5	1.20	45,7	1.80
16-16S	25,4	1.00	1 5/16-12	1 5/16-12	35,8	1.41	46,0	1.81
20-20S	31,7	1.25	1 5/8-12	1 5/8-12	42,7	1.68	52,3	2.06
24-24S	38,1	1.50	1 7/8-12	1 7/8-12	47,2	1.86	59,2	2.33
32-32S	50,8	2.00	2 1/2-12	2 1/2-12	62,0	2.44	77,7	3.06

* Also available in stainless steel as part number 259-2071-(dash size).
(Formerly Weatherhead 5518x)

SAE 37° flare swivel/SAE 37° flare

504095-(Dash size)

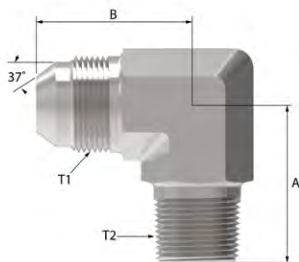


Dash size	Tube O.D.		Thread T1	Thread T2	A		B	
	mm	in			mm	in	mm	in
4S	6,3	0.25	7/16-20	7/16-20	45,7	1.80	28,5	1.12
5S	7,9	0.31	1/2-20	1/2-20	44,9	1.77	31,5	1.24
6S	9,6	0.38	9/16-18	9/16-18	55,4	2.18	33,3	1.31
8S	12,7	0.50	3/4-16	3/4-16	61,7	2.43	45,2	1.78
10S	16,0	0.63	7/8-14	7/8-14	65,3	2.57	52,6	2.07
12S	19,0	0.75	1 1/16-12	1 1/16-12	94,7	3.73	63,2	2.49
16S	25,4	1.00	1 5/16-12	1 5/16-12	116,3	4.58	70,9	2.79
20S	31,7	1.25	1 5/8-12	1 5/8-12	140,5	5.53	79,7	3.14

BSPT to SAE 37° flare

90° elbow, SAE 37° male/BSPT male

GG310-NP(Size)-(Dash size)
(Formerly Weatherhead series MC5405x)

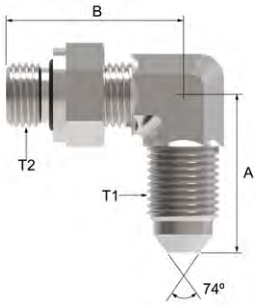


Dash size	Tube O.D.		Thread T1	Thread T2	A		B	
	mm	in			mm	in	mm	in
04-04	6,4	0.25	7/16-20	R1/4-19	27,4	1.08	27,0	1.06
05-04	7,9	0.31	1/2-20	R1/4-19	27,4	1.08	27,0	1.06
06-04	9,7	0.38	9/16-18	R1/4-19	27,5	1.08	27,0	1.06
06-06	9,7	0.38	9/16-18	R3/8-19	31,0	1.22	28,5	1.12
06-08	9,7	0.38	9/16-18	R1/2-14	37,1	1.46	31,0	1.22
08-06	12,7	0.50	3/4-16	R3/8-19	31,0	1.22	31,5	1.24
08-08	12,7	0.50	3/4-16	R1/2-14	37,1	1.46	34,0	1.34
10-12	19,0	0.75	7/8-14	R3/4-14	40,5	1.59	39,5	1.55
12-12	19,0	0.75	1 1/16-12	R3/4-14	40,4	1.59	41,9	1.65
16-16	25,4	1.00	1 5/16-12	R1-11	50,0	1.97	46,0	1.81
20-20	31,7	1.25	1 5/8-12	R1 1/4-11	60,0	2.36	52,0	2.05

Available only in AMER region.

Danfoss Steel Adapter Catalog

JIC male 37° cone / Adjustable metric male O-Ring 90° elbow

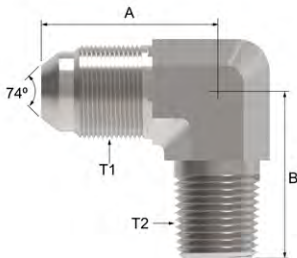


FF4369-(Dash size) (Ref. Performance per ISO 8434-2 / Performance per ISO 6149 L)

Dash size	Tube O.D.		Thread T1	Thread T2	A		B	
	mm	in			mm	in	mm	in
0410S	6,4	0.25	7/16-20	M10 x 1	24,5	0.96	27,5	1.08
0412S	6,4	0.25	7/16-20	M12 x 1.5	24,5	0.96	30,3	1.19
0614S	9,7	0.38	9/16-18	M14 x 1.5	26,9	1.06	32,0	1.26
0616S	9,7	0.38	9/16-18	M16 x 1.5	28,0	1.10	34,8	1.37
0816S	12,7	0.50	3/4-16	M16 x 1.5	32,0	1.26	36,0	1.42
0818S	12,7	0.50	3/4-16	M18 x 1.5	33,0	1.30	37,0	1.46
1018S	16,0	0.63	7/8-14	M18 x 1.5	38,0	1.50	39,5	1.56
1020S	16,0	0.63	7/8-14	M20 x 1.5	38,0	1.50	40,0	1.57
1022S	16,0	0.63	7/8-14	M22 x 1.5	38,0	1.50	42,5	1.67
1222S	19,0	0.75	1 1/16-12	M22 x 1.5	45,0	1.77	44,0	1.73
1633S	25,4	1.00	1 5/16-12	M33 x 2	49,0	1.93	52,5	2.07
2042S	31,8	1.25	1 5/8-12	M42 x 2	55,5	2.19	57,2	2.25

Available only in EMEA and APAC/China regions.

SAE 37° flare / BSPT male, 90° elbow



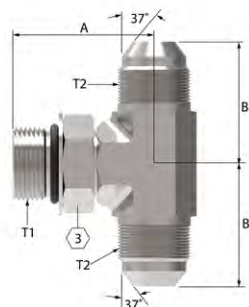
FF4370-(Dash size) (Ref. Performance per ISO 8434-2 / Performance per JIS 8363)

Dash size	Tube O.D.		Thread T1	Thread T2	A		B	
	mm	in			mm	in	mm	in
0404S	6,4	0.25	R1/4-19	7/16-20	26,6	1.05	25,5	1.00
0604S	9,7	0.38	R1/4-19	9/16-18	26,9	1.06	25,5	1.00
0606S	9,7	0.38	R3/8-19	9/16-18	28,5	1.12	28,5	1.12
0608S	9,7	0.38	R1/2-14	9/16-18	32,0	1.26	36,0	1.42
0804S	12,7	0.50	R1/4-19	3/4-16	32,0	1.26	28,0	1.10
0806S	12,7	0.50	R3/8-19	3/4-16	32,0	1.26	30,5	1.20
0808S	12,7	0.50	R1/2-14	3/4-16	34,8	1.37	36,0	1.42
1008S	16,0	0.63	R1/2-14	7/8-14	37,8	1.49	36,0	1.42
1012S	16,0	0.63	R3/4-14	7/8-14	41,0	1.61	43,5	1.71
1616S	25,4	1.00	R1-11	1 5/16-12	49,0	1.93	50,0	1.97

Available only in EMEA and APAC/China regions.

SAE O-Ring boss to SAE 37° flare

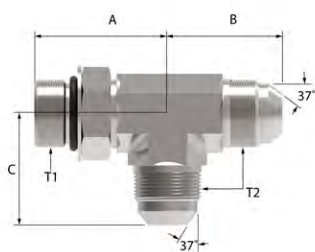
SAE O-Ring boss (adj.)/SAE 37° flare



203003-(Dash size) (Ref. SAE 070429)
(Formerly Weatherhead series C5715x)

Dash size	Tube O.D.		Thread T1	Thread T2	A		B	
	mm	in			mm	in	mm	in
4-4S	6,3	0.25	7/16-20	7/16-20	26,2	1.03	22,6	0.89
6-6S	9,6	0.38	9/16-18	9/16-18	31,8	1.25	26,9	1.06
8-8S	12,7	0.50	3/4-16	3/4-16	36,8	1.45	31,8	1.25
10-10S	16,0	0.63	7/8-14	7/8-14	43,2	1.70	36,8	1.45
10-12-12S	19,0	0.95	7/8-14	1 1/16-12	45,2	1.78	42,2	1.66
12-12S	19,0	0.75	1 1/16-12	1 1/16-12	49,3	1.94	42,2	1.66
12-16-16S	25,4	1.00	1 1/16-12	1 5/16-12	52,1	2.05	46,0	1.81
16-16S	25,4	1.00	1 5/16-12	1 5/16-12	52,1	2.05	46,0	1.81
20-20S	31,7	1.25	1 5/8-12	1 5/8-12	57,2	2.25	52,3	2.06

SAE O-Ring boss (adj.)/SAE 37° flare



203005-(Dash size) (Ref. SAE 070428)
(Formerly Weatherhead series C5716x)

Dash size	Tube O.D.		Thread T1	Thread T2	A		B		C	
	mm	in			mm	in	mm	in	mm	in
4-4S	6,3	0.25	7/16-20	7/16-20	26,2	1.03	22,6	0.89	22,6	0.89
5-5S	7,9	0.31	1/2-20	1/2-20	28,7	1.13	24,1	0.95	24,1	0.95
6-4-4S	6,3	0.25	9/16-18	7/16-20	31,8	1.25	26,7	1.05	26,7	1.05
6-6S	9,6	0.38	9/16-18	9/16-18	31,8	1.25	26,9	1.06	26,9	1.06
8-8S	12,7	0.50	3/4-16	3/4-16	36,8	1.45	31,8	1.25	31,8	1.25
10-10S	16,0	0.63	7/8-14	7/8-14	43,2	1.70	36,8	1.45	36,8	1.45
12-12S	19,0	0.75	1 1/16-12	1 1/16-12	49,3	1.94	42,2	1.66	42,2	1.66
12-16-16S	25,4	1.00	1 1/16-12	1 5/16-12	52,1	2.05	46,0	1.81	46,0	1.81
16-16S	25,4	1.00	1 5/16-12	1 5/16-12	52,1	2.05	46,0	1.81	46,0	1.81
20-20S	31,7	1.25	1 5/8-12	1 5/8-12	57,2	2.25	52,3	2.06	52,3	2.06

Pipe to SAE 37° flare

NPTF internal pipe/SAE 37° flare

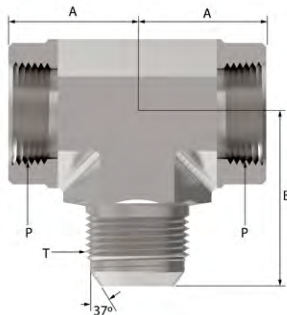


2029-(Dash size) (Ref. SAE 070426)
(Formerly Weatherhead series C5805x)

Dash size	Tube O.D.		Thread P	Thread T	A		B		C	
	mm	in			mm	in	mm	in	mm	in
2-4S	6,3	0.25	1/8-27	7/16-20	16,8	0.66	27,4	1.08	24,1	0.95
4-4S	6,3	0.25	1/4-18	7/16-20	22,4	0.88	25,4	1.00	25,4	1.00
4-6S	9,6	0.38	1/4-18	9/16-18	22,6	0.89	31,2	1.23	28,2	1.11
8-8S	12,7	0.50	1/2-14	3/4-16	31,2	1.23	36,1	1.42	35,6	1.40
12-12S	19,0	0.75	3/4-14	1 1/16-12	34,5	1.36	48,0	1.89	48,0	1.89
16-16S	25,4	1.00	1-11 1/2	1 5/16-12	41,1	1.62	55,2	2.17	53,1	2.09

B

NPTF internal pipe/SAE 37° flare




202901-(Dash size)

Dash size	Tube O.D.		Thread P	Thread T	A		B	
	mm	in			mm	in	mm	in
4-6S	9,6	0.38	1/4-18	9/16-18	22,3	0.88	31,2	1.23
12-12S	19,0	0.75	3/4-14	1 1/16-12	34,5	1.36	48,0	1.89
16-16S	25,4	1.00	1-11 1/2	1 5/16-12	42,1	1.62	55,1	2.17

Pipe to SAE 37° flare

NPTF external pipe/ NPTF internal pipe/SAE 37° flare

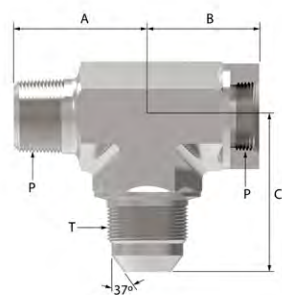


203006-(Dash size)

Dash size	Tube O.D.		Thread P	Thread T	A		B		C	
	mm	in			mm	in	mm	in	mm	in
4-6S	9,6	0.38	1/4-18	9/16-18	27,7	1.09	22,3	0.88	31,2	1.23
6-8S	12,7	0.50	3/8-18	3/4-16	31,0	1.22	25,9	1.02	36,1	1.42
8-10S	16,0	0.63	1/2-14	7/8-14	41,7	1.64	31,2	1.23	37,3	1.47
12-12S	19,0	0.75	3/4-14	1 1/16-12	40,4	1.59	34,5	1.36	48,0	1.89
16-16S	25,4	1.00	1-11 1/2	1 5/16-12	50,0	1.97	42,1	1.62	55,1	2.17
20-20S	31,7	1.25	1 1/4-11 1/2	1 5/8-12	59,2	2.33	43,2	1.70	60,5	2.38

Pipe to SAE 37° flare

NPTF external pipe/ NPTF internal pipe/SAE 37° flare




203301-(Dash size)

Dash size	Tube O. D.		Thread P	Thread T	A		B		C	
	mm	in			mm	in	mm	in	mm	in
2-4S	6,3	0.25	1/8-27	7/16-20	19,8	0.78	16,8	0.66	27,4	1.08
4-6S	9,6	0.38	1/4-18	9/16-18	27,7	1.09	22,3	0.88	31,2	1.23
6-8S	12,7	0.50	3/8-18	3/4-16	31,0	1.22	25,9	1.02	36,1	1.42
8-10S	16,0	0.63	1/2-14	7/8-14	37,3	1.47	31,2	1.23	41,6	1.64
12-12S	19,0	0.75	3/4-14	1 1/16-12	40,4	1.59	34,5	1.36	48,0	1.89
16-16S	25,4	1.00	1-11 1/2	1 5/16-12	50,0	1.97	41,1	1.62	55,2	2.17

Danfoss Steel Adapter Catalog

NPTF external pipe/SAE 37° flare




2030-(Dash size) (Ref. SAE 070425)
(Formerly Weatherhead series ax)

Dash size	Tube O.D.		Thread P	Thread T	A		B	
	mm	in			mm	in	mm	in
2-4S	6,3	0.25	1/8-27	7/16-20	19,8	0.78	22,6	0.89
2-5S	7,9	0.31	1/8-27	1/2-20	19,8	0.78	24,1	0.95
4-4S	6,3	0.25	1/4-18	7/16-20	27,7	1.09	26,7	1.05
4-5S	7,9	0.31	1/4-18	1/2-20	27,7	1.09	26,7	1.05
4-6S	9,6	0.38	1/4-18	9/16-18	27,7	1.09	26,9	1.06
6-6S	9,6	0.38	3/8-18	9/16-18	31,0	1.22	29,0	1.14
6-8S	12,7	0.50	3/8-18	3/4-16	31,0	1.22	31,8	1.25
8-6S	9,6	0.38	1/2-14	9/16-18	37,3	1.47	31,0	1.22
8-8S	12,7	0.50	1/2-14	3/4-16	37,3	1.47	33,8	1.33
8-10S	16,0	0.63	1/2-14	7/8-14	37,3	1.47	36,8	1.45
12-12S	19,0	0.75	3/4-14	1 1/16-12	40,4	1.59	42,2	1.66
12-16S	25,4	1.00	3/4-14	1 5/16-12	45,2	1.78	46,0	1.81
16-16S	25,4	1.00	1-11 1/2	1 5/16-12	50,0	1.97	46,0	1.81
20-20S	31,7	1.25	1 1/4-11 1/2	1 5/8-12	60,5	2.38	52,3	2.06

B

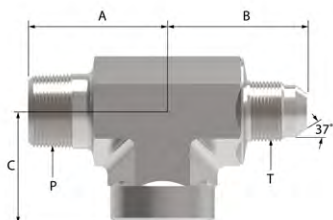
NPTF internal pipe/ SAE 37° flare swivel



2031-(Dash size) (Ref. SAE 070427)
(Formerly Weatherhead series5655x)

Dash size	Tube O.D.		Thread P	Thread T	A		B	
	mm	in			mm	in	mm	in
2-3S	4,8	0.19	1/8-27	3/8-24	16,8	0.66	26,2	1.03
2-4S	6,3	0.25	1/8-27	7/16-20	16,8	0.66	27,4	1.08
4-4S	6,3	0.25	1/4-18	7/16-20	22,4	0.88	31,0	1.22
4-6S	9,6	0.38	1/4-18	9/16-18	22,4	0.88	31,2	1.23
6-8S	12,7	0.50	3/8-18	3/4-16	25,9	1.02	36,1	1.42
8-8S	12,7	0.50	1/2-14	3/4-16	31,2	1.23	38,6	1.52
8-10S	16,0	0.63	1/2-14	7/8-14	31,2	1.23	41,6	1.64
12-12S	19,0	0.75	3/4-14	1 1/16-12	34,5	1.36	48,0	1.89
16-16S	25,4	1.00	1-11 1/2	1 5/16-12	41,1	1.62	53,1	2.09
32-32S	50,8	2.00	2-11 1/2	2 1/2-12	60,7	2.39	83,8	3.30

NPTF external pipe/SAE 37° flare/NPTF internal pipe

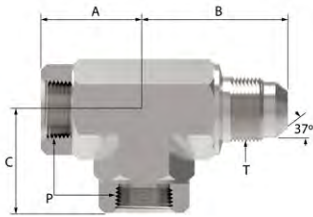


203103-(Dash size)

Dash size	Tube O. D.		Thread P	Thread T	A		B		C	
	mm	in			mm	in	mm	in	mm	in
2-4S	6,3	0.25	1/8-27	7/16-20	19,8	0.78	27,4	1.08	16,8	0.66
4-6S	9,6	0.38	1/4-18	9/16-18	27,7	1.09	31,2	1.23	22,3	0.88
6-6S	9,6	0.38	3/8-18	9/16-18	31,0	1.22	33,3	1.31	25,9	1.02
6-8S	12,7	0.50	3/8-18	3/4-16	31,0	1.22	36,1	1.42	25,9	1.02
8-10S	16,0	0.63	1/2-14	7/8-14	37,3	1.47	41,6	1.64	31,2	1.23
12-12S	19,0	0.75	3/4-14	1 1/16-12	40,4	1.59	48,0	1.89	34,5	1.36
16-16S	25,4	1.00	1-11 1/2	1 5/16-12	53,1	2.09	53,1	2.09	42,1	1.62

Danfoss Steel Adapter Catalog

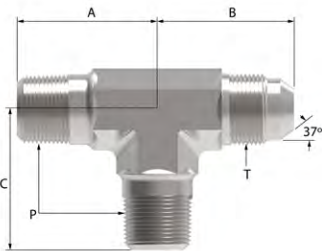
NPTF internal pipe/ NPTF internal pipe/SAE 37° flare



203104-(Dash size) (Ref. SAE 070427)

Dash size	Tube O.D.		Thread P	Thread T	A		B		C	
	mm	in			mm	in	mm	in	mm	in
4-6S	9,6	0.38	1/4-18	9/16-18	22,3	0.88	31,2	1.23	22,3	0.88
16-16S	25,4	1.00	1-11 1/2	1 5/16-12	42,1	1.62	55,1	2.17	42,1	1.62


NPTF external pipe/SAE 37° flare



203007-(Dash size)

Dash size	Tube O. D.		Thread P	Thread T	A		B		C	
	mm	in			mm	in	mm	in	mm	in
2-4S	6,3	0.25	1/8-27	7/16-20	19,8	0.78	22,6	0.89	19,8	0.78
4-6S	9,6	0.38	1/4-18	9/16-18	27,7	1.09	26,9	1.06	27,7	1.09
6-8S	12,7	0.50	3/8-18	3/4-16	31,0	1.22	31,8	1.25	31,0	1.22
12-12S	19,0	0.75	3/4-14	1 1/16-12	40,4	1.59	42,2	1.66	40,4	1.59
16-16S	25,4	1.00	1-11 1/2	1 5/16-12	50,0	1.97	46,0	1.81	50,0	1.97

SAE 37° flare / BSP adjustable O-Ring seal run tee



FF4374-(Dash size) (Ref. Performance per ISO 8434-2 / Performance per ISO 1179-3 L)

Dash size	Tube O.D.		Thread T1	Thread T2	Thread T3	A		B		C	
	mm	in				mm	in	mm	in	mm	in
0606S	9,7	0.38	9/16-18	G3/8-19	9/16-18	28,5	1.12	64,0	2.52	28,5	1.12
1212S	19,0	0.75	1 1/16-12	G3/4-14	1 1/16-12	44,0	1.73	93,5	3.68	44,0	1.73

NPTF external pipe/SAE 37° flare

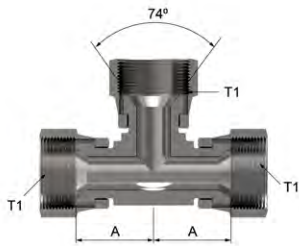


2028-(Dash size) (Ref. SAE 070424)
(Formerly Weatherhead series C5755x)

Dash size	Tube O. D.		Thread P	Thread T	A		B		C	
	mm	in			mm	in	mm	in	mm	in
2-3S	4,8	0.19	1/8-27	3/8-24	18,3	0.72	21,1	0.83	21,1	0.83
2-4S	6,3	0.25	1/8-27	7/16-20	19,8	0.78	22,6	0.89	22,6	0.89
4-4S	6,3	0.25	1/4-18	7/16-20	27,7	1.09	26,7	1.05	26,7	1.05
4-5S	7,9	0.31	1/4-18	1/2-20	27,7	1.09	26,7	1.05	26,7	1.05
4-6S	9,6	0.38	1/4-18	9/16-18	27,7	1.09	26,9	1.06	26,9	1.06
6-6S	9,6	0.38	3/8-18	9/16-18	31,0	1.22	29,0	1.14	29,0	1.14
6-8S	12,7	0.50	3/8-18	3/4-16	31,0	1.22	31,8	1.25	31,8	1.25
8-8S	12,7	0.50	1/2-14	3/4-16	37,3	1.47	33,8	1.33	33,8	1.33
8-10S	16,0	0.63	1/2-14	7/8-14	37,3	1.47	36,8	1.45	36,8	1.45
8-12S	19,0	0.75	1/2-14	1 1/16-12	40,4	1.59	42,2	1.66	42,2	1.66
12-10S	16,0	0.63	3/4-14	7/8-14	40,4	1.59	39,1	1.54	39,1	1.54
12-12S	19,0	0.75	3/4-14	1 1/16-12	40,4	1.59	42,2	1.66	42,2	1.66
16-16S	25,4	1.00	1-11 1/2	1 5/16-12	50,0	1.97	46,0	1.81	46,0	1.81
20-20S	31,7	1.25	1 1/4-11 1/2	1 5/8-12	60,5	2.38	52,3	2.06	52,3	2.06
24-24S	38,1	1.50	1 1/2-11 1/2	1 7/8-12	67,1	2.64	59,2	2.33	59,2	2.33
32-32S	50,8	2.00	2-11 1/2	2 1/2-12	76,2	3.00	77,7	3.06	77,7	3.06

SAE 37° flare union


JIC Female 37° Seat Tee



FF4306-(Dash size) (Ref. Performance per ISO 8434-2)

Dash size	Tube O.D.		Thread T	A		B	
	mm	in		mm	in	mm	in
0404S	6,4	0.25	7/16-20	16,0	0.63	16,0	0.63
0606S	9,7	0.38	9/16-18	20,0	0.79	20,0	0.79
0808S	12,7	0.50	1/2-14	22,0	0.87	22,0	0.87
1212S	19,0	0.75	1 1/16-12	30,0	1.18	30,0	1.18
1616S	25,4	1.00	1 5/16-12	34,5	1.36	34,5	1.36
2020S	31,8	1.25	1 5/8-12	43,0	1.69	43,0	1.69

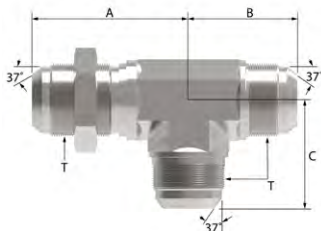
SAE 37° flare / BSP adjustable male O-Ring seal branch tee



FF4373-(Dash size) (Ref. Performance per ISO 8434-2 / Performance per ISO 1179-3 L)

Dash size	Tube O.D.		Thread T1	Thread T2	Thread T3	A		B		C	
	mm	in				mm	in	mm	in	mm	in
0604S	9,7	0.38	9/16-18	9/16-18	G1/4-19	54,0	2.13	31,0	1.22	21,0	0.83
0806S	12,7	0.50	3/4-16	3/4-16	G3/8-19	64,0	2.52	36,8	1.45	24,0	0.94
0808S	12,7	0.50	3/4-16	3/4-16	G1/2-14	70,0	2.76	43,2	1.70	28,0	1.10
1008S	16,0	0.63	7/8-14	7/8-14	G1/2-14	75,6	2.98	43,2	1.70	28,0	1.10

SAE 37° flare bulkhead/SAE 37° flare

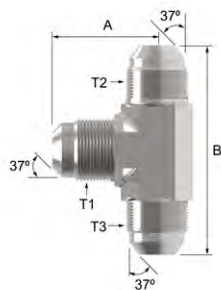


203008-(Dash size) (Ref. SAE 070958)

Dash size	Tube O.D.		Thread T	A		B		C	
	mm	in		mm	in	mm	in	mm	in
6-6S	9,6	0.38	9/16-18	46,0	1.81	27,7	1.09	27,7	1.09
8-8S	12,7	0.50	3/4-16	53,6	2.11	34,5	1.36	34,5	1.36
12-12S	19,0	0.75	1 1/16-12	67,8	2.67	45,2	1.78	45,2	1.78
16-16S	25,4	1.00	1 5/16-12	71,1	2.80	49,3	1.94	49,3	1.94
20-20S	31,7	1.25	1 5/8-12	79,2	3.12	55,1	2.17	55,1	2.17

Available without nut. Order by Part no. FF1065 (dash size)

SAE 37° flare/SAE 37° flare/SAE 37° flare

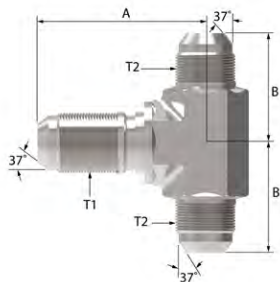


2033-(Dash size) (Ref. SAE 070401)
(Formerly Weatherhead series C5705x)

Dash size	Tube O.D.		Thread T1	Thread T2	Thread T3	A		B	
	mm	in				mm	in	mm	in
4-4S	6,3	0.25	7/16-20	7/16-20	7/16-20	22,6	0.89	45,2	1.78
5-5S	7,9	0.31	1/2-20	1/2-20	1/2-20	24,1	0.95	48,3	1.90
6-6S	9,6	0.38	9/16-18	9/16-18	9/16-18	26,9	1.06	53,8	2.12
8-6-6S	9,6	0.38	3/4-16	9/16-18	9/16-18	31,8	1.25	57,9	2.28
8-8S	12,7	0.50	3/4-16	3/4-16	3/4-16	31,8	1.25	63,5	2.50
8-12-12S	19,0	0.75	3/4-16	1 1/16-12	1 1/16-12	36,1	1.42	84,3	3.32
10-10S	16,0	0.63	7/8-14	7/8-14	7/8-14	36,8	1.45	73,7	2.90
12-12S	19,0	0.75	1 1/16-12	1 1/16-12	1 1/16-12	42,2	1.66	84,3	3.32
12-12-16S	19,0	0.75	1 1/16-12	1 1/16-12	1 5/16-12	44,7	1.76	92,7	3.65
16-16S	25,4	1.00	1 5/16-12	1 5/16-12	1 5/16-12	46,0	1.81	91,9	3.62
16-16-20S	31,7	1.25	1 5/16-12	1 5/16-12	1 5/8-12	50,8	2.00	103,1	4.06
20-16-16S	25,4	1.00	1 5/8-12	1 5/16-12	1 5/16-12	52,3	2.06	102,1	4.02
20-20S	31,7	1.25	1 5/8-12	1 5/8-12	1 5/8-12	52,3	2.06	104,6	4.12
24-24S	38,1	1.50	1 7/8-12	1 7/8-12	1 7/8-12	59,2	2.33	118,4	4.66

Danfoss Steel Adapter Catalog

SAE 37° flare bulkhead/SAE 37° flare

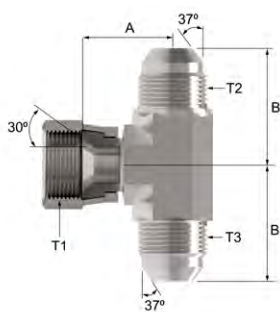


203002-(Dash size) (Ref. SAE 070959)
(Formerly Weatherhead series C5725x)

Dash size	Tube O.D.		Thread T2		A		B	
	mm	in	Thread T	Thread T2	mm	in	mm	in
4-4S	6,3	0.25	7/16-20	7/16-20	40,4	1.59	24,6	0.97
5-5S	7,9	0.31	1/2-20	1/2-20	43,7	1.72	26,9	1.06
6-6S	9,6	0.38	9/16-18	9/16-18	46,0	1.81	27,7	1.09
8-8S	12,7	0.50	3/4-16	3/4-16	53,6	2.11	34,5	1.36
10-10S	16,0	0.63	7/8-14	7/8-14	60,7	2.39	39,6	1.56
12-12S	19,0	0.75	1 1/16-12	1 1/16-12	67,8	2.67	45,2	1.78
16-16S	25,4	1.00	1 5/16-12	1 5/16-12	71,1	2.80	49,3	1.94

NOTE Available without nut. Order by 203002-1-(dash size).

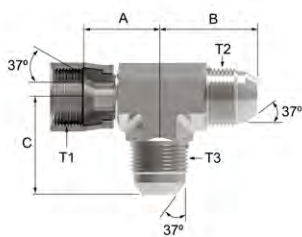
SAE 37° flare swivel/SAE 37° flare



203101-(Dash size) (Ref. SAE 070433)
(Formerly Weatherhead series C5707x)

Dash size	Tube O.D.		Thread T1	Thread T2	Thread T3	A		B	
	mm	in				mm	in	mm	in
4-4S	6,3	0.25	7/16-20	7/16-20	7/16-20	16,8	0.66	22,6	0.89
5-5S	7,9	0.31	1/2-20	1/2-20	1/2-20	17,3	0.68	24,1	0.95
6-5S	7,9	0.31	9/16-18	9/16-18	9/16-18	22,4	0.88	26,7	1.05
6-6S	9,6	0.38	9/16-18	9/16-18	9/16-18	22,4	0.88	26,9	1.06
8-8S	12,7	0.50	3/4-16	3/4-16	3/4-16	24,4	0.96	31,8	1.25
10-10S	16,0	0.63	7/8-14	7/8-14	7/8-14	28,4	1.12	36,8	1.45
12-12S	19,0	0.75	1 1/16-12	1 1/16-12	1 1/16-12	30,0	1.18	42,2	1.66
16-16S	25,4	1.00	1 5/16-12	1 5/16-12	1 5/16-12	35,6	1.40	46,0	1.81
20-20S	31,7	1.25	1 5/8-12	1 5/8-12	1 5/8-12	42,7	1.68	52,3	2.06

SAE 37° flare bulkhead/SAE 37° flare

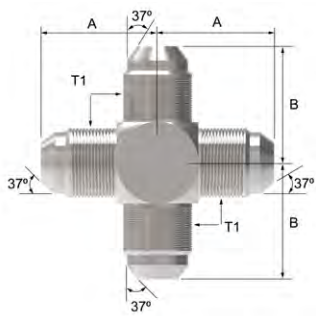


203102-(Dash size) (Ref. SAE 070432)
(Formerly Weatherhead series C5706x)

Dash size	Tube O.D.		Thread T1	Thread T2	Thread T3	A		B		C	
	mm	in				mm	in	mm	in	mm	in
4-4S	6,3	0.25	7/16-20	7/16-20	7/16-20	16,8	0.66	22,6	0.89	22,6	0.89
5-5S	7,9	0.31	1/2-20	1/2-20	1/2-20	17,5	0.69	24,1	0.95	24,1	0.95
6-6S	9,6	0.38	9/16-18	9/16-18	9/16-18	22,4	0.88	26,9	1.06	26,9	1.06
8-8S	12,7	0.50	3/4-16	3/4-16	3/4-16	24,4	0.96	31,8	1.25	31,8	1.25
10-10S	16,0	0.63	7/8-14	7/8-14	7/8-14	28,4	1.12	36,8	1.45	36,8	1.45
12-12S	19,0	0.75	1 1/16-12	1 1/16-12	1 1/16-12	30,2	1.19	42,2	1.66	42,2	1.66
16-16S	25,4	1.00	1 5/16-12	1 5/16-12	1 5/16-12	35,8	1.41	46,0	1.81	46,0	1.81
20-20S	31,7	1.25	1 5/8-12	1 5/8-12	1 5/8-12	42,7	1.68	52,3	2.06	52,3	2.06

Danfoss Steel Adapter Catalog

SAE 37° flare

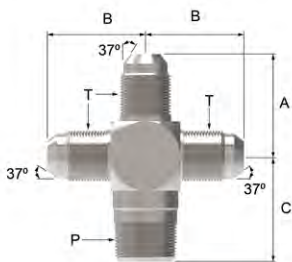


2020-(Dash size) (Ref. SAE 070501)
(Formerly Weatherhead series C5955x)

Dash size	Tube O.D.		Thread T1	A		B	
	mm	in		mm	in	mm	in
4-4S	6,3	0.25	7/16-20	22,6	0.89	22,6	0.89
6-6S	9,6	0.38	9/16-18	26,9	1.06	26,9	1.06
8-8S	12,7	0.50	3/4-16	31,8	1.25	31,8	1.25
12-12S	19,0	0.75	1 1/16-12	42,2	1.66	44,2	1.74
16-16S	25,4	1.00	1 5/16-12	46,0	1.81	49,8	1.96

B

NPTF external pipe/SAE 37° flare



202003-(Dash size)

Dash size	Tube O.D.		Thread P	Thread T	A		B		C	
	mm	in			mm	in	mm	in	mm	in
6-6S	9,6	0.38	3/8-18	9/16-18	26,9	1.06	26,9	1.06	26,9	1.06



NPTF/NPSM adapters



Danfoss Steel Adapter Catalog

Seal-nut for NPTF male pipe thread




FF91494-(Dash size) (Formerly Weatherhead series C3059x)

Dash size	Pipe thread	Hex C		L	
		mm	in	mm	in
02S	1/8	15,9	5/8	3,8	.15
04S	1/4	19,5	3/4	6,4	.25
06S	3/8	22,2	7/8	6,4	.25
08S	1/2	28,6	1 1/8	6,4	.25
12S	3/4	33,3	1 5/16	6,4	.25
16S	1	41,3	1 5/8	8,6	.34

Pipe to pipe

NPTF external pipe/Plug




2082-(Dash size) (Ref. SAE 140109E) (Formerly Weatherhead series C3159x)

Dash size	Thread P1	A		B	
		mm	in	mm	in
25*	1/8-27	14,7	0.58	11,2	0.44
45*	1/4-18	19,3	0.76	14,2	0.56
65*	3/8-18	20,1	0.79	22,3	0.69
8S	1/2-14	24,9	0.98	22,4	0.88
12S	3/4-14	27,4	1.08	26,9	1.06
16S	1-11 1/2	32,3	1.27	44,4	1.31
20S	1 1/4-11 1/2	33,0	1.30	44,5	1.75
24S	1 1/2-11 1/2	33,8	1.33	50,8	2.00
32S	2-11 1/2	35,3	1.39	60,5	2.38

* Also available in stainless steel as part number 259-2082-(dash Size)
(formerly Weatherhead 3171x)


NPTF square head plug thread



FF4177-(Dash size) (Formerly Weatherhead series C3179x)

Dash size	Male pipe thread	B		C		L	
		mm	in	mm	in	mm	in
02S	1/8	6,4	0.25	7,1	0.28	8,6	0.34
04S	1/4	7,4	0.29	9,7	0.38	13,0	0.51
06S	3/8	8,1	0.32	11,2	0.44	13,0	0.51
08S	1/2	10,2	0.40	14,2	0.56	17,3	0.68
12S	3/4	11,7	0.46	16,0	0.63	17,5	0.69
16S	1	13,2	0.52	16,7	0.81	21,6	0.85

NPTF external pipe/Plug countersunk hex




2222-(Dash size) (Ref. SAE 140109N) (Formerly Weatherhead series C3169x)

Dash size	Thread P1	A		B	
		mm	in	mm	in
2S	1/8-27	7,6	0.30	4,8	0.19
4S	1/4-18	11,7	0.46	6,4	0.25
6S	3/8-18	11,7	0.46	7,9	0.31
8S	1/2-14	15,5	0.61	9,7	0.38

Pipe to SAE O-Ring boss

NPTF internal pipe/SAE O-Ring boss



2216-(Dash size)
(Formerly Weatherhead series C3269x)

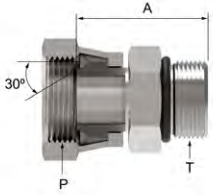
Dash size	Thread P	Thread T	A	
			mm	in
2-4S	1/8-27	7/16-20	23,4	0.92
2-5S	1/8-27	1/2-20	31,0	1.22
4-4S	1/4-18	7/16-20	30,5	1.20
4-5S	1/4-18	1/2-20	30,5	1.20
4-6S	1/4-18	9/16-18	31,5	1.24
4-8S	1/4-18	3/4-16	26,9	1.06
4-10S	1/4-18	7/8-14	20,6	0.81
6-6S	3/8-18	9/16-18	33,0	1.30
6-6S	3/8-18	9/16-18	33,0	1.30
6-8S	3/8-18	3/4-16	31,8	1.25
6-10S	3/8-18	7/8-14	31,7	1.25
8-6S	1/2-14	9/16-18	37,1	1.46
6-12S	3/8-18	1 1/16-12	34,0	1.34
8-8S	1/2-14	3/4-16	41,9	1.65
8-10S	1/2-14	7/8-14	39,1	1.54
8-12S	1/2-14	1 1/16-12	43,7	1.72
8-16S	1/2-14	1 5/16-12	25,4	1.00
12-10S	3/4-14	7/8-14	45,0	1.77
12-12S	3/4-14	1 1/16-12	42,4	1.67
12-14S	3/4-14	1 3/16-12	42,7	1.68
12-16S	3/4-14	1 5/16-12	25,4	1.00
16-16S	1-11 1/2	1 5/16-12	48,5	1.91
16-20S	1-11 1/2	1 5/8-12	25,4	1.00
20-20S	1 1/4-11 1/2	1 5/8-12	50,8	2.00
24-24S	1 1/2-11 1/2	1 7/8-12	50,8	2.00
32-32S	2-11 1/2	2 1/2-12	53,3	2.10

Note: Also available without O-Ring. Order by 2216-1-(dash size).



Pipe to SAE O-Ring boss

NPSM internal pipe swivel/SAE O-Ring boss




2066-(Dash size)
(Formerly Weatherhead series 9315x)

Dash size	Thread P	Thread T	A	
			mm	in
4-4S	1/4-18	7/16-20	26,7	1.05
4-5S	1/4-18	1/2-20	25,9	1.02
4-6S	1/4-18	9/16-18	29,0	1.14
4-8S	1/4-18	3/4-16	32,0	1.26
6-4S	3/8-18	7/16-20	26,6	1.05
6-6S	3/8-18	9/16-18	29,0	1.14
6-8S	3/8-18	3/4-16	30,3	1.19
6-10S	3/8-18	7/8-14	33,5	1.32
8-6S	1/2-14	9/16-18	31,0	1.22
8-8S	1/2-14	3/4-16	31,2	1.23
8-10S	1/2-14	7/8-14	33,0	1.30
8-12S	1/2-14	1 1/16-12	37,1	1.46
12-8S	3/4-14	3/4-16	37,8	1.49
12-10S	3/4-14	7/8-14	39,4	1.55
12-12S	3/4-14	1 1/16-12	40,1	1.58
12-14S	3/4-14	1 3/16-12	40,1	1.58
12-16S	3/4-14	1 5/16-12	47,2	1.86
16-16S	1-11 1/2	1 5/16-12	40,4	1.59
16-20S	1-11 1/2	1 5/8-12	40,4	1.59
20-20S	1 1/4-11 1/2	1 5/8-12	48,5	1.91
24-24S	1 1/2-11 1/2	1 7/8-12	51,3	2.02

NOTE Available without O-Ring. Order by 206604-(dash size).

NPTF external pipe/SAE O-Ring boss (internal)




2246-(Dash size)
(Formerly Weatherhead series C3239x)

Dash size	Thread P	Thread T	A	
			mm	in
2-4S	1/8-27	7/16-20	27,7	1.09
2-5S	1/8-27	1/2-20	27,7	1.09
4-6S	1/4-18	9/16-18	34,5	1.36
6-6S	3/8-18	9/16-18	35,1	1.38
6-8S	3/8-18	3/4-16	36,8	1.45
8-6S	1/2-14	9/16-18	40,6	1.60
8-8S	1/2-14	3/4-16	42,4	1.67
8-10S	1/2-14	7/8-14	45,2	1.78
12-12S	3/4-14	1 1/16-12	48,8	1.92
12-14S	3/4-14	1 3/16-12	48,8	1.92
16-16S	1-11 1/2	1 5/16-12	54,1	2.13

Danfoss Steel Adapter Catalog

SAE Male O-Ring boss/ NPTF external pipe

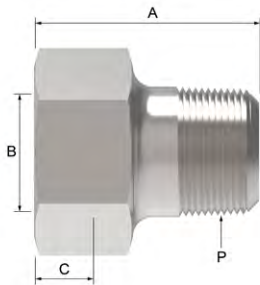


FF1796-(Dash size) (Formerly Weatherhead Series C3249x)

Dash size	Port size	Male pipe thread	Straight thread B	Hex C		D		L	
				mm	in	mm	in	mm	in
0402S	1/4	1/8	7/16-20	14,3	9/16	4,4	.172	26,7	1,05
0604S	3/8	1/4	9/16-18	17,5	11/16	7,1	.281	33,0	1,30
0806S	1/2	3/8	3/4-16	22,2	7/8	9,9	.391	34,5	1,36
0808S	1/2	1/2	3/4-16	22,2	7/8	9,9	.391	39,4	1,55
1008S	5/8	1/2	7/8-14	25,4	1	12,3	.484	42,9	1,69
1212S	3/4	3/4	1 1/16-12	31,8	1 1/4	15,5	.609	43,9	1,73
1616S	1	1	1 5/8-12	38,1	1 1/2	21,4	.844	52,3	2,06
2020S	1 1/4	1 1/4	1 5/8-12	47,6	1 7/8	27,4	1.078	55,1	2,17
2424S	1 1/2	1 1/2	1 7/8-12	54,0	2 1/8	33,3	1.312	57,4	2,26
3232S	2	2	2 1/2-12	70,0	2 3/4	45,2	1.781	62,7	2,47

Pipe to braze and weld

Braze port/ NPTF external pipe




73056-(Dash size)

Dash size	Tube O.D.		Thread P	A		B		C	
	mm	in		mm	in	mm	in	mm	in
2-4S	6,3	0.25	1/8-27	16,8	0.66	6,3	0.25	4,0	0.16
2-6S	9,6	0.38	1/8-27	18,0	0.71	9,6	0.38	4,0	0.16
4-6S	9,6	0.38	1/4-18	22,5	0.89	9,6	0.38	4,0	0.16
16S	25,4	1.00	1-11 1/2	33,6	1.32	25,4	1.00	6,4	0.25

Pipe to Pipe

NPTE external pipe/ NPTF external pipe



2083-(Dash size) (Ref. SAE 140137) (Formerly Weatherhead series C3069x)

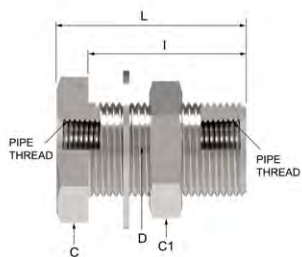
Dash size	Thread P1	Thread P2	A	
			mm	in
1-1S	1/16-27	1/16-27	23,9	0.94
2-1S	1/8-27	1/16-27	24,6	0.97
2-2S*	1/8-27	1/8-27	26,9	1.06
4-2S*	1/4-18	1/8-27	32,0	1.26
4-4S*	1/4-18	1/4-18	36,8	1.45
6-2S	3/8-18	1/8-27	31,8	1.25
6-4S*	3/8-18	1/4-18	36,8	1.45
6-6S*	3/8-18	3/8-18	36,8	1.45
8-4S	1/2-14	1/4-18	43,2	1.70
8-6S	1/2-14	3/8-18	43,2	1.70
8-8S*	1/2-14	1/2-14	48,0	1.89
12-6S	3/4-14	3/8-18	45,0	1.77
12-8S	3/4-14	1/2-14	49,8	1.96
12-12S*	3/4-14	3/4-14	49,8	1.96
16-12S	1-11 1/2	3/4-14	54,6	2.15
16-16S*	1-11 1/2	1-11 1/2	59,4	2.34
20-16S	1 1/4-11 1/2	1-11 1/2	62,2	2.45
20-20S*	1 1/4-11 1/2	1 1/4-11 1/2	63,0	2.48
24-24S*	1 1/2-11 1/2	1 1/2-11 1/2	66,3	2.61
32-32S	2-11 1/2	2-11 1/2	71,6	2.82

* Also available in stainless steel as part number 259-2083-(dash size) (formerly Weatherhead 3081x).

Danfoss Steel Adapter Catalog

Pipe to pipe

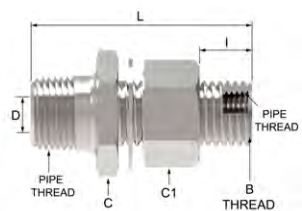
NPTF bulkhead coupling



FF4183-(Dash size)
(Formerly Weatherhead Series W)

Dash size	Female pipe thread	Thread Size B	Hex C		Hex C1		D		I		L	
			mm	in	mm	in	mm	in	mm	in	mm	in
-0404-1S	1/4	3/4-16	25,4	1	26,9	1-1/16	10,7	.422	31,8	1.25	38,1	1.50
-0404-2S	1/4	3/4-16	25,4	1	26,9	1-1/16	10,7	.422	17,5	.69	23,9	.94
-0606S	3/8	1-14	28,6	1-1/8	34,9	1-3/8	14,3	.563	26,9	1.06	33,3	1.31


NPTF bulkhead coupling



FF4185-(Dash size)
(Formerly Weatherhead Series W)

Dash size	Male pipe thread	Female pipe thread	Thread Size B	Hex C		Hex C1		D		I		L	
				mm	in	mm	in	mm	in	mm	in	mm	in
-0804-1S	1/2	1/4	3/4-16	31,8	1-1/4	26,9	1-1/16	7,9	.312	28,7	1.13	54,8	2.16
-0804-2S	1/2	1/4	3/4-16	31,8	1-1/4	26,9	1-1/16	7,9	.312	38,8	1.53	64,2	2.53

NPTF external pipe/ NPTF external pipe

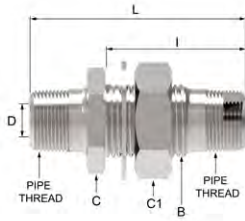


2084-(Dash size)

Dash size	Threads T1	A	
		mm	in
2S-3/4	1/8-27	19,0	0.75
2S-2	1/8-27	50,8	2.00
4S-7/8	1/4-18	22,3	0.88
4S-2	1/4-18	50,8	2.00
4S-3	1/4-18	76,2	3.00
4S-4	1/4-18	101,6	4.00
6S-1	3/8-18	25,4	1.00
6S-2	3/8-18	50,8	2.00
6S-3	3/8-18	76,2	3.00
6S-4	3/8-18	101,6	4.00
6S-6	3/8-18	152,4	6.00
8S-1 1/8	1/2-14	28,5	1.12
8S-2 1/2	1/2-14	63,5	2.50
12S-1 3/8	3/4-14	35,1	1.38
16S-1 1/2	1-11 1/2	38,1	1.50
20S-1 5/8	1 1/4-11 1/2	41,1	1.62
24S-1 3/4	1 1/2-11 1/2	44,4	1.75

Danfoss Steel Adapter Catalog


NPTF bulkhead coupling



FF4186-(Dash size)
(Formerly Weatherhead Series W)

Dash size	Male pipe thread	Female pipe thread	Thread Size B	Hex C		Hex C1		D		I		L	
				mm	in	mm	in	mm	in	mm	in	mm	in
-0804-1S	1/2	1/4	1-14	31,8	1-1/4	34,9	1-3/8	9,5	.375	47,6	1,88	74,7	2,94
-0804-2S	1/2	1/4	1-14	31,8	1-1/4	34,9	1-3/8	9,5	.375	73,2	2,88	100,0	3,94

NPTF external pipe/ NPTF internal pipe

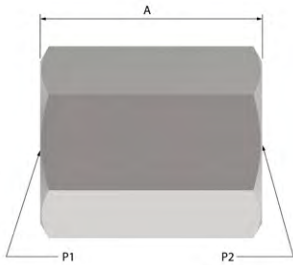


2040-(Dash size) (Ref. SAE 140139)
(Formerly Weatherhead series C3209x)

Dash size	Thread P1	Threads P2	A	
			mm	in
2-2S	1/8-27	1/8-27	26,4	1.04
2-4S	1/8-27	1/4-18	30,7	1.21
2-8S	1/8-27	1/2-14	38,1	1.50
4-4S	1/4-18	1/4-18	35,3	1.39
4-6S	1/4-18	3/8-18	36,6	1.44
4-8S	1/4-18	1/2-14	42,7	1.68
4-12S	1/4-18	3/4-14	44,2	1.74
6-6S	3/8-18	3/8-18	36,6	1.44
6-8S	3/8-18	1/2-14	42,7	1.68
8-8S	1/2-14	1/2-14	47,5	1.87
8-12S	1/2-14	3/4-14	49,0	1.93
8-16S	1/2-14	1-11 1/2	53,1	2.09
12-12S	3/4-14	3/4-14	49,0	1.93
12-16S	3/4-14	1-11 1/2	55,4	2.18
16-16S	1-11 1/2	1-11 1/2	60,2	2.37
16-20S	1-11 1/2	1 1/4-11 1/2	62,5	2.46
20-20S	1 1/4-11 1/2	1 1/4-11 1/2	63,2	2.49
20-24S	1 1/4-11 1/2	1 1/2-11 1/2	63,5	2.50
24-24S	1 1/2-11 1/2	1 1/2-11 1/2	64,3	2.53
24-32S	1 1/2-11 1/2	2-11 1/2	66,8	2.63
32-32S	2-11 1/2	2-11 1/2	67,6	2.66

Danfoss Steel Adapter Catalog

Coupling – NPTF internal pipe/internal pipe

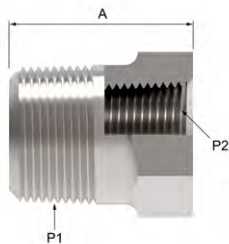



2096-(Dash size) (Ref. SAE 140138)
(Formerly Weatherhead series a)

Dash size	Thread P1	Thread P2	A	
			mm	in
2S	1/8-27	1/8-27	19,1	0.75
4-2S*	1/4-18	1/8-27	28,7	1.13
4S*	1/4-18	1/4-18	28,7	1.13
6-4S	3/8-18	1/4-18	28,7	1.13
6S*	3/8-18	3/8-18	28,7	1.13
8-4S	1/2-14	1/4-18	38,1	1.50
8-6S	1/2-14	3/8-18	38,1	1.50
8S*	1/2-14	1/2-14	38,1	1.50
12-8S	3/4-14	1/2-14	38,9	1.53
12S*	3/4-14	3/4-14	38,9	1.53
16-12S	1-11 1/2	3/4-14	48,0	1.89
16S	1-11 1/2	1-11 1/2	48,0	1.89
20S*	1 1/4-11 1/2	1 1/4-11 1/2	49,0	1.93
24S	1 1/2-11 1/2	1 1/2-11 1/2	49,0	1.93
32S	2-11 1/2	2-11 1/2	49,8	1.96

* Also available in stainless steel as part number 259-2096-(dash size).
(formerly Weatherhead 3321x)

NPTF reducer-external pipe/ NPTF internal pipe



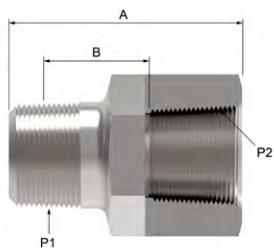
2081-(Dash size) (Ref. SAE 140140)
(Formerly Weatherhead series C3109x)

Dash size	Thread P1	Thread P2	A	
			mm	in
4-2S*	1/4-18	1/8-27	21,6	0.85
6-2S*	3/8-18	1/8-27	21,6	0.85
6-4S*	3/8-18	1/4-18	25,4	1.00
8-2S	1/2-14	1/8-27	27,9	1.10
8-4S*	1/2-14	1/4-18	27,9	1.10
8-6S*	1/2-14	3/8-18	28,4	1.12
12-4S*	3/4-14	1/4-18	29,7	1.17
12-6S	3/4-14	3/8-18	29,7	1.17
12-8S	3/4-14	1/2-14	34,5	1.36
16-4S	1-11 1/2	1/4-18	34,5	1.36
16-6S	1-11 1/2	3/8-14	34,5	1.36
16-8S*	1-11 1/2	1/2-14	34,5	1.36
16-12S*	1-11 1/2	3/4-14	37,8	1.49
20-8S	1 1/4-11 1/2	1/2-14	37,3	1.47
20-12S*	1 1/4-11 1/2	3/4-14	37,3	1.47
20-16S*	1 1/4-11 1/2	1-11 1/2	40,9	1.61
24-12S	1 1/2-11 1/2	3/4-14	39,9	1.57
24-16S	1 1/2-11 1/2	1-11 1/2	39,9	1.57
24-20S	1 1/2-11 1/2	1 1/4-11 1/2	39,9	1.57
32-16S*	2-11 1/2	1-11 1/2	44,5	1.75
32-20S*	2-11 1/2	1 1/4-11 1/2	44,5	1.75
32-24S	2-11 1/2	1 1/2-11 1/2	44,5	1.75

* Also available in stainless steel as part number 259-2081-(dash size).
(formerly Weatherhead 3121x)

Danfoss Steel Adapter Catalog

Restrictor male pipe/female pipe



FF1980-(Dash size)†

Dash size	Tube O.D.		Thread P1	Thread P2	A		B*	
	mm	in			mm	in	mm	in
0404	6,3	0.25	1/4-18	1/4-18	35,3	1.39	16,2	0.64
0606	9,6	0.38	3/8-18	3/8-18	36,6	1.44	17,6	0.69
0808	12,7	0.50	1/2-14	1/2-14	47,5	1.87	22,1	0.87

*Length required to insert adapter at installation.


† Ordering Information: Danfoss Restrictor Adapters are available in orifice sizes from 0.60 to 0.25 inches.

When ordering restrictor adapters, it is important to indicate the drill size required.

For example: For a 0.125 drill size in FF1980-0404 adapter, order as FF1980-125-0404.

If you indicate the desired orifice size in inches, the appropriate 3 digit number will be assigned.

External pipe/30° flare

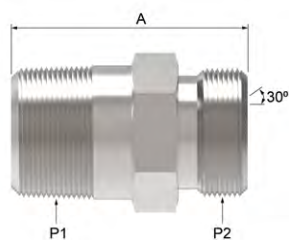


2004-(Dash size)

(Formerly Weatherhead series C92)

Dash size	Tube O.D.		Thread P	Thread T	A	
	mm	in			mm	in
12-16S	25,4	1.00	3/4-14	1 5/16-14	46,7	1.84
16-16S	25,4	1.00	1-11 1/2	1 5/16-14	51,6	2.03
20-20S	31,7	1.25	1 1/4-11 1/2	1 5/8-14	59,4	2.34

NPTF external pipe/NPSM external pipe




2015-(Dash size)

Dash size	Thread P1	Thread P2	A	
			mm	in
8-8S	1/2-14	1/2-14	38,1	1.50
12-12S	3/4-14	3/4-14	41,1	1.62
16-16S	1-11 1/2	1-11 1/2	48,5	1.91
24-24S	1 1/2-11 1/2	1 1/2-11 1/2	54,4	2.14

Pipe to pipe

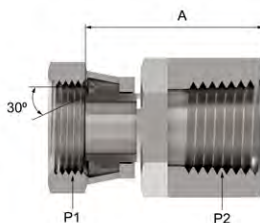
NPSM internal pipe swivel/NPTF external pipe



2045-(Dash size) (Ref. SAE 140130)
(Formerly Weatherhead series 9205x)

Dash size	Thread P1	Threads P2	A	
			mm	in
2-2S	1/8-27	1/8-27	24,4	0.96
2-4S	1/8-27	1/4-18	29,0	1.14
4-4S	1/4-18	1/4-18	32,0	1.26
4-6S	1/4-18	3/8-18	32,0	1.26
4-8S	1/4-18	1/2-14	38,4	1.51
6-4S	3/8-18	1/4-18	32,0	1.26
6-6S	3/8-18	3/8-18	33,5	1.32
6-8S	3/8-18	1/2-14	40,1	1.58
8-6S	1/2-14	3/8-18	34,8	1.37
8-8S	1/2-14	1/2-14	41,1	1.62
8-12S	1/2-14	3/4-14	41,1	1.62
12-8S	3/4-14	1/2-14	44,4	1.75
12-12S	3/4-14	3/4-14	44,5	1.75
12-16S	3/4-14	1-11 1/2	50,8	2.00
16-12S	1-11 1/2	3/4-14	44,7	1.76
16-16S	1-11 1/2	1-11 1/2	51,3	2.02
16-20S	1-11 1/2	1 1/4-11 1/2	52,8	2.08
20-16S	1 1/4-11 1/2	1-11 1/2	53,3	2.10
20-20S	1 1/4-11 1/2	1 1/4-11 1/2	52,8	2.08
20-24S	1 1/4-11 1/2	1 1/2-11 1/2	54,4	2.14
24-20S	1 1/2-11 1/2	1 1/4-11 1/2	55,1	2.17
24-24S	1 1/2-11 1/2	1 1/2-11 1/2	55,9	2.20
32-32S	2-11 1/2	2-11 1/2	60,7	2.39

NPSM Internal pipe swivel/ NPTF external pipe



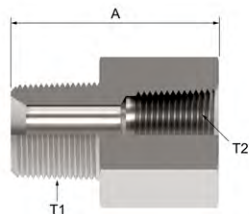
2046-(Dash size) (Ref. SAE 140131)
(Formerly Weatherhead series 9255x)

Dash size	Thread P1	Threads P2	A	
			mm	in
2-2S	1/8-27	1/8-27	23,9	0.94
2-4S	1/8-27	1/4-18	26,9	1.06
4-4S	1/4-18	1/4-18	33,0	1.30
4-6S	1/4-18	3/8-18	33,3	1.31
6-6S	3/8-18	3/8-18	33,8	1.33
6-8S	3/8-18	1/2-14	36,8	1.45
8-6	1/2-14	3/8-18	35,3	1.39
8-8S	1/2-14	1/2-14	39,6	1.56
12-12S	3/4-14	3/4-14	45,0	1.77
12-16S	3/4-14	1-11 1/2	51,8	2.04
16-16S	1-11 1/2	1-11 1/2	52,3	2.06
20-20S	1 1/4-11 1/2	1 1/4-11 1/2	52,3	2.06
24-24S	1 1/2-11 1/2	1 1/2-11 1/2	55,4	2.18
32-32S	2-11 1/2	2-11 1/2	58,4	2.30

Danfoss Steel Adapter Catalog

BSPT to Pipe


BSPT Male / NPT Female



FF4287(Size)-(Dash size) (Ref. Performance per JIS 8363 / SAE J514)

Dash size	Tube O.D.		Thread T1	Thread T2	A	
	mm	in			mm	in
0202S	2,2	0.13	R1/8-28	1/8-27	25,0	0.98
0404S	6,4	0.25	R1/4-19	1/4-18	34,5	1.36
0606S	9,7	0.38	R3/8-19	3/8-18	36,5	1.44
0808S	12,7	0.50	R1/2-14	1/2-14	47,0	1.85
1212S	19,0	0.75	R3/4-14	3/4-14	49,0	1.93
1616S	25,4	1.00	R1-11	1-11.5	59,0	2.32

NPTF external pipe/ SAE 45° flare



2000-(Dash size) (Ref. SAE 010102)


Dash size	Tube O.D.		Thread P	Thread T	A	
	mm	in			mm	in
2-4B	6,3	0.25	1/8-27	7/16-20	26,9	1.06
2-5B	7,9	0.31	1/8-27	1/2-20	29,5	1.16
2-6B	9,6	0.38	1/8-27	5/8-18	31,8	1.25
4-4B	6,3	0.25	1/4-18	7/16-20	31,8	1.25
4-5B	7,9	0.31	1/4-18	1/2-20	34,0	1.34
4-6B	9,6	0.38	1/4-18	5/8-18	36,6	1.44
4-8B	12,7	0.50	1/4-18	3/4-16	41,1	1.62
6-4B	6,3	0.25	3/8-18	7/16-20	33,3	1.31
6-5B	7,9	0.31	3/8-18	1/2-20	35,1	1.38
6-6B	9,6	0.38	3/8-18	5/8-18	36,6	1.44
6-8B	12,7	0.50	3/8-18	3/4-16	41,1	1.62
6-10B	16,0	0.63	3/8-18	7/8-14	46,0	1.81
8-4B	6,3	0.25	1/2-14	7/16-20	39,6	1.56
8-6B	9,6	0.38	1/2-14	5/8-18	42,9	1.69
8-8B	12,7	0.50	1/2-14	3/4-16	46,0	1.81
8-10B	16,0	0.63	1/2-14	7/8-14	50,8	2.00
8-12B	19,0	0.75	1/2-14	1 1/16-14	55,6	2.19
12-8B	12,7	0.50	3/4-14	3/4-16	49,3	1.94
12-10B	16,0	0.63	3/4-14	7/8-14	52,3	2.06
12-12B	19,0	0.75	3/4-14	1 1/16-14	55,6	2.19

For more brass fittings see E-BRFI-MC001-E

Pipe to metric

Female SAE 37° swivel to male metric taper pipe thread

(Pipe thread per DIN 3852)

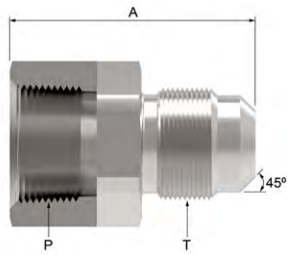


FF4180-(Dash size)
(Formerly Weatherhead series M9700x)

Dash size	Tube O.D	Taper pipe thread metric	Hex C		Hex C1		D		L	
			mm	in	mm	in	mm	in	mm	in
-0406S	1/4	M10x1.0	14,2	9/16	14,2	9/16	4,4	.172	31,8	1.25
-0508S	5/16	M12x1.5	17,5	11/16	15,9	5/8	5,9	.234	39,1	1.54
-0610S	3/8	M14x1.5	17,5	11/16	17,5	11/16	7,5	.297	40,6	1.60
-0812S	1/2	M16x1.5	22,2	7/8	22,2	7/8	9,9	.391	45,2	1.78
-1014S	5/8	M20x1.5	25,4	1	25,4	1	12,3	.484	48,5	1.91
-1220S	3/4	M24x1.5	28,6	1-1/8	28,6	1-1/8	15,4	.609	51,8	2.04
-1625S	1	M27x2.0	34,9	1-3/8	38,1	1-1/2	21,5	.845	58,4	2.30
-2032S	1-1/4	M36x2.0	47,6	1-7/8	50,8	2	27,4	1.079	61,7	2.43

Danfoss Steel Adapter Catalog

NPTF internal pipe/ SAE 45° flare



2001-(Dash size) (Ref. SAE 010103)

Dash size	Tube O.D.		Thread P		Thread T		A	
	mm	in			mm	in	mm	in
2-4B	6,3	0.25	1/8-27	7/16-20	26,9	1.06		
2-5B	7,9	0.31	1/8-27	1/2-20	29,5	1.16		
4-4B	6,3	0.25	1/4-18	7/16-20	30,3	1.19		
4-5B	7,9	0.31	1/4-18	1/2-20	31,8	1.25		
6-4B	6,3	0.25	3/8-18	7/16-20	30,3	1.19		
6-6B	9,6	0.38	3/8-18	5/8-18	33,3	1.31		
6-8B	12,7	0.50	3/8-18	3/4-16	39,6	1.56		
6-10B	16,0	0.63	3/8-18	7/8-14	39,6	1.56		
8-6B	9,6	0.38	1/2-14	5/8-18	38,1	1.50		
8-8B	12,7	0.50	1/2-14	3/4-16	41,1	1.62		
8-10B	16,0	0.63	1/2-14	7/8-14	46,0	1.81		

CALIFORNIA PROPOSITION 65 WARNING

WARNING: This product contains lead and other chemicals which are known to the state of California to cause cancer and birth defects or other reproductive harm.

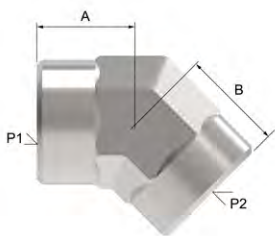
CAUTION: A Proposition 65 warning may be required for any item removed from the package for sale separately if an item is to be sold or offered for sale in California.

IT IS ILLEGAL TO USE THIS PRODUCT FOR DRINKING WATER OR OTHER POTABLE SERVICES.

CAUTION: The warning must accompany any item removed from the package for resale.

Pipe to pipe

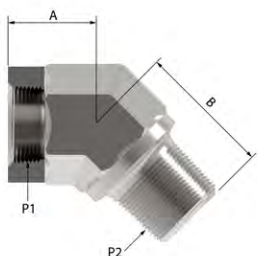
NPTF 45° Female pipe elbow



2086-S-(Dash size) (Ref. SAE 140338)
(Formerly Weatherhead series C3359x)

Dash size	Thread P1	Thread P2	A		B	
			mm	in	mm	in
4-4S	1/4-18	1/4-18	17,5	0.69	17,5	0.69
6-6S	3/8-18	3/8-18	19,0	0.75	19,0	0.75
8-8S	1/2-14	1/2-14	23,9	0.94	23,9	0.94
12-12S	3/4-14	3/4-14	25,4	1.00	25,4	1.00
16-16S	1-11 1/2	1-11 1/2	30,2	1.19	30,2	1.19

NPTF internal pipe/NPTF external pipe



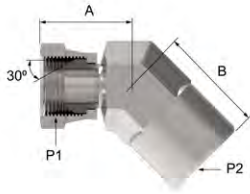
2088-(Dash size) (Ref. SAE 140339)
(Formerly Weatherhead series C3359x)

Dash size	Thread P1	Thread P2	A		B	
			mm	in	mm	in
2-2S	1/8-27	1/8-27	11,9	0.47	18,3	0.72
4-4S	1/4-18	1/4-18	15,7	0.62	26,7	1.05
6-6S	3/8-18	3/8-18	18,3	0.72	26,9	1.06
8-8S	1/2-14	1/2-14	23,1	0.91	34,0	1.34
12-12S	3/4-14	3/4-14	24,6	0.97	35,1	1.38
16-16S	1-11 1/2	1-11 1/2	28,4	1.12	43,7	1.72

Danfoss Steel Adapter Catalog

NPSM Internal pipe swivel/ NPTF internal pipe

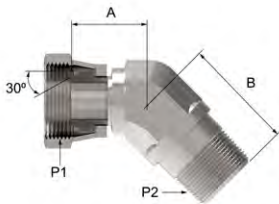
2050-(Dash size) (Ref. SAE 140331)
(Formerly Weatherhead series 9385x)



Dash size	Thread P1	Thread P2	A		B	
			mm	in	mm	in
2-2S	1/8-27	1/8-27	15,7	0.62	12,7	0.50
4-4S	1/4-18	1/4-18	20,1	0.79	24,6	0.97
4-6S	1/4-18	3/8-18	23,4	0.92	30,0	1.18
6-6S	3/8-18	3/8-18	23,4	0.92	30,0	1.18
6-8S	3/8-18	1/2-14	21,8	0.86	35,8	1.41
8-8S	1/2-14	1/2-14	23,1	0.91	35,8	1.41
12-12S	3/4-14	3/4-14	27,9	1.10	38,9	1.53
16-16S	1-11 1/2	1-11 1/2	32,0	1.26	38,9	1.53
20-20S	1 1/4-11 1/2	1 1/4-11 1/2	31,2	1.23	36,6	1.44

NPSM internal pipe swivel/NPTF external pipe

2049-(Dash size) (Ref. SAE 140330)
(Formerly Weatherhead series 9355x)

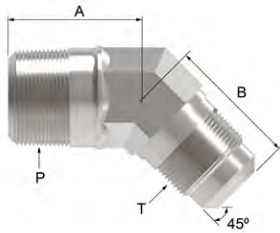


Dash size	Thread P1	Thread P2	A		B	
			mm	in	mm	in
2-2S	1/8-27	1/8-27	17,0	0.67	17,8	0.70
4-2S	1/4-18	1/8-27	20,1	0.79	17,0	0.67
4-4S	1/4-18	1/4-18	20,1	0.79	24,6	0.97
4-6S	1/4-18	3/8-18	20,3	0.80	26,9	1.06
4-8S	1/4-18	1/2-14	21,1	0.83	35,8	1.41
6-4S	3/8-18	1/4-18	23,4	0.92	25,4	1.00
6-6S	3/8-18	3/8-18	23,4	0.92	27,7	1.09
6-8S	3/8-18	1/2-14	23,4	0.92	35,8	1.41
8-6S	1/2-14	3/8-18	23,1	0.91	27,7	1.09
8-8S	1/2-14	1/2-14	23,1	0.91	35,8	1.41
8-12S	1/2-14	3/4-14	23,1	0.91	38,9	1.53
12-8S	3/4-14	1/2-14	27,9	1.10	38,9	1.53
12-12S	3/4-14	3/4-14	27,9	1.10	38,9	1.53
12-16S	3/4-14	1-11 1/2	26,2	1.03	38,1	1.50
16-12S	1-11 1/2	1/4-14	32,0	1.26	38,9	1.53
16-16S	1-11 1/2	1-11 1/2	32,0	1.26	38,9	1.53
16-20S	1-11 1/2	1 1/4-11 1/2	33,0	1.30	46,7	1.84
20-20S	1 1/4-11 1/2	1 1/4-11 1/2	36,8	1.45	46,7	1.84
24-24S	1 1/2-11 1/2	1 1/2-11 1/2	35,8	1.41	50,8	2.00

Danfoss Steel Adapter Catalog

Pipe to 45° flare – Brass

NPTF external pipe/ SAE 45° flare

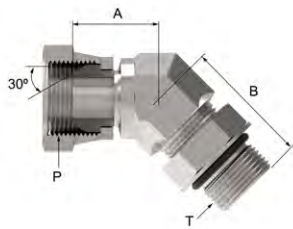


WARNING: California Proposition 65, see page 111.

2007-(Dash size) (Ref. SAE 010302)

Dash size	Tube O.D.		Thread P	Thread T	A		B	
	mm	in			mm	in	mm	in
2-4B	6,3	0.25	1/8-27	7/16-20	16,2	0.64	17,3	0.68
4-4B	6,3	0.25	1/4-18	7/16-20	20,8	0.82	17,8	0.70
4-6B	9,6	0.38	1/4-18	5/8-18	21,8	0.86	22,6	0.89
6-6B	9,6	0.38	3/8-18	5/8-18	24,1	0.95	24,6	0.97
6-8B	12,7	0.50	3/8-18	3/4-16	24,4	0.96	29,2	1.15
6-10B	16,0	0.63	3/8-18	7/8-14	24,9	0.98	31,2	1.23
8-6B	9,6	0.38	1/2-14	5/8-18	29,7	1.17	25,1	0.99
8-8B	12,7	0.50	1/2-14	3/4-16	29,7	1.17	28,5	1.12
8-10B	16,0	0.63	1/2-14	7/8-14	29,7	1.17	31,2	1.23

NPSM internal pipe swivel/SAE O-Ring boss (adj.)



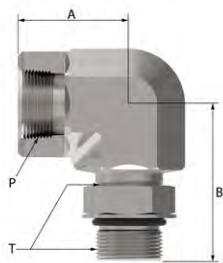
2067-(Dash size) (Formerly Weatherhead series 9365x)

Dash size	Thread P	Thread T	A		B	
			mm	in	mm	in
4-4S	1/4-18	7/16-20	15,5	0.61	27,4	1.08
6-4S	3/8-18	7/16-18	20,1	0.72	28,0	1.10
6-6S	3/8-18	9/16-18	23,4	0.92	30,5	1.20
6-8S	3/8-18	3/4-16	23,4	0.92	33,8	1.33
8-6S	1/2-14	9/16-18	23,1	0.91	30,5	1.20
8-8S	1/2-14	3/4-16	23,1	0.91	35,3	1.39
8-10S	1/2-14	7/8-14	23,1	0.91	39,4	1.55
12-8S	3/4-14	3/4-16	27,9	1.10	36,6	1.44
12-12S	3/4-14	1 1/16-12	27,9	1.10	44,7	1.76
12-16S	3/4-14	1 5/16-12	27,9	1.10	48,0	1.89
16-16S	1-11 1/2	1 5/16-12	32,0	1.26	48,0	1.89
20-20S	1 1/4-11 1/2	1 5/8-12	30,5	1.20	48,5	1.91

NOTE Available without O-Ring. Order by 2067-1-(dash size).

Pipe to SAE O-Ring boss

NPTF internal pipe/SAE O-Ring boss (adj.)

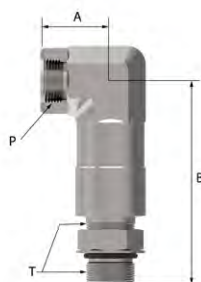


206801-(Dash size)
(Formerly Weatherhead series C3459x)

Dash size	Thread P	Thread T	A		B	
			mm	in	mm	in
4-6S	1/4-18	9/16-18	22,4	0.88	34,3	1.35
6-8S	3/8-18	3/4-16	25,9	1.02	41,1	1.62
8-8S	1/2-14	3/4-16	31,2	1.23	43,9	1.73
8-10S	1/2-14	7/8-14	31,2	1.23	48,0	1.89
12-12S	3/4-14	1 1/16-12	34,5	1.36	55,2	2.17
16-16S	1-11 1/2	1 5/16-12	41,1	1.62	61,2	2.41
20-20S	1 1/4-11 1/2	1 5/8-12	43,2	1.70	63,5	2.50

NOTE Available without O-Ring. Order by 206801-1-(dash size).

NPTF internal pipe/SAE O-Ring boss (adj.)

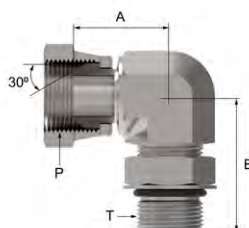


206804-(Dash size)
(Formerly Weatherhead series C3469x)

Dash size	Thread P	Thread T	A		B	
			mm	in	mm	in
6-8S	3/8-18	3/4-16	25,9	1.02	75,4	2.97
8-10S	1/2-14	7/8-14	31,2	1.23	90,4	3.56
12-12S	3/4-14	1 1/16-12	34,5	1.36	104,6	4.12
16-16S	1-11 1/2	1 5/16-12	41,1	1.62	117,8	4.64

NOTE Available without O-Ring. Order by 206804-1-(dash size).

NPSM internal pipe swivel/SAE O-Ring boss (adj.)



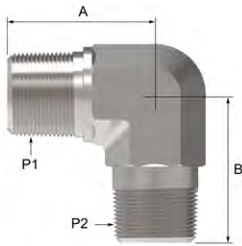
2068-(Dash size)
(Formerly Weatherhead series 9515x)

Dash size	Thread P	Thread T	A		B	
			mm	in	mm	in
4-4S	1/4-18	7/16-20	23,1	0.91	29,5	1.16
4-6S	1/4-18	9/16-18	23,1	0.91	31,0	1.22
6-4S	3/8-18	7/16-20	27,7	1.09	33,8	1.33
6-6S	3/8-18	9/16-18	27,7	1.09	34,3	1.35
6-8S	3/8-18	3/4-16	27,7	1.09	37,6	1.48
6-10S	3/8-18	7/8-14	27,7	1.09	42,4	1.67
8-6S	1/2-14	9/16-18	27,4	1.08	38,4	1.51
8-8S	1/2-14	3/4-16	27,4	1.08	38,4	1.51
8-10S	1/2-14	7/8-14	27,4	1.08	42,4	1.67
8-12S	1/2-14	1 1/16-12	30,0	1.18	50,0	1.97
12-8S	3/4-14	3/4-16	33,0	1.30	41,9	1.65
12-10S	3/4-14	7/8-14	33,5	1.32	46,0	1.81
12-12S	3/4-14	1 1/16-12	34,5	1.36	50,0	1.97
12-16S	3/4-14	1 5/16-12	35,8	1.41	53,8	2.12
16-16S	1-11 1/2	1 5/16-12	38,9	1.53	53,8	2.12
20-16S	1 1/4-11 1/2	1 5/16-12	46,2	1.82	63,5	2.50
20-20S	1 1/4-11 1/2	1 5/8-12	46,2	1.82	63,5	2.50

NOTE Available without O-Ring. Order by 2068-1-(dash size).

Danfoss Steel Adapter Catalog

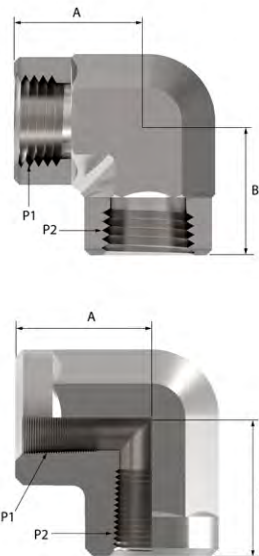
NPTF external pipe/NPTF external pipe



2085-(Dash size) (Ref. SAE 140237)
(Formerly Weatherhead series C3529x)

Dash size	Thread P1	Thread P2	A		B	
			mm	in	mm	in
2-2S	1/8-27	1/8-27	19,8	0.78	19,8	0.78
4-4S	1/4-18	1/4-18	27,7	1.09	27,7	1.09
6-4S	3/8-18	1/4-18	31,0	1.22	31,0	1.22
6-6S	3/8-18	3/8-18	31,0	1.22	31,0	1.22
8-6S	1/2-14	3/8-18	37,3	1.47	32,5	1.28
8-8S	1/2-14	1/2-14	37,3	1.47	37,3	1.47
12-8S	3/4-14	1/2-14	40,4	1.59	40,4	1.59
12-12S	3/4-14	3/4-14	40,4	1.59	40,4	1.59
16-12S	1-11 1/2	3/4-14	50,0	1.97	45,2	1.78
16-16S	1-11 1/2	1-11 1/2	50,0	1.97	50,0	1.97

NPTF internal pipe/NPTF internal pipe



2087-(Dash size) (Ref. SAE 140238)
(Formerly Weatherhead series C3509x)

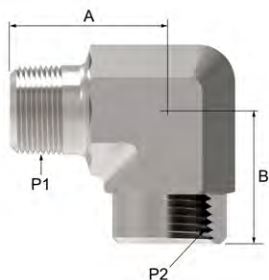
Dash size	Thread P1	Thread P2	A		B	
			mm	in	mm	in
2-2S	1/8-27	1/8-27	16,8	0.66	16,8	0.66
4-2S	1/4-18	1/8-27	22,4	0.88	17,0	0.67
4-4S*	1/4-18	1/4-18	22,4	0.88	22,4	0.88
6-4S	3/8-18	1/4-18	25,9	1.02	25,7	1.01
6-6S	3/8-18	3/8-18	25,9	1.02	25,9	1.02
8-6S	1/2-14	3/8-18	31,2	1.23	25,7	1.01
8-8S	1/2-14	1/2-14	31,2	1.23	31,2	1.23
12-8S	3/4-14	1/2-14	34,5	1.36	34,3	1.35
12-12S	3/4-14	3/4-14	34,5	1.36	34,5	1.36
16-12S	1-11 1/2	3/4-14	41,1	1.62	35,3	1.39
16-16S	1-11 1/2	1-11 1/2	41,1	1.62	41,1	1.62
20-20S	1 1/4-11 1/2	1 1/4-11 1/2	43,2	1.70	43,2	1.70
24-24S	1 1/2-11 1/2	1 1/2-11 1/2	52,8	2.08	52,8	2.08

* Also available in stainless steel as part number 259-2087-(dash size).
(Formerly Weatherhead 3521x)

Danfoss Steel Adapter Catalog

NPTF external pipe/ NPTF internal pipe

2089-(Dash size) (Ref. SAE 140239)
(Formerly Weatherhead series C3409x)

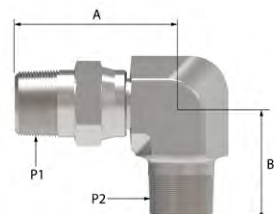


Dash size	Thread P1	Thread P2	A		B	
			mm	in	mm	in
2-2S	1/8-27	1/8-27	19,8	0.78	16,8	0.66
2-4S	1/8-27	1/4-18	22,9	0.90	22,4	0.88
4-2S	1/4-18	1/8-27	27,7	1.09	17,0	0.67
4-4S	1/4-18	1/4-18	27,7	1.09	22,4	0.88
4-6S	1/4-18	3/8-18	31,0	1.22	25,9	1.02
6-4S	3/8-18	1/4-18	31,0	1.22	25,7	1.01
6-6S*	3/8-18	3/8-18	31,0	1.22	25,9	1.02
6-8S	3/8-18	1/2-14	32,5	1.28	31,2	1.23
8-6S	1/2-14	3/8-18	37,3	1.47	25,7	1.01
8-8S	1/2-14	1/2-14	37,3	1.47	31,2	1.23
8-12S	1/2-14	3/4-14	40,4	1.59	34,5	1.36
12-8S	3/4-14	1/2-14	40,4	1.59	34,3	1.35
12-12S	3/4-14	3/4-14	40,4	1.59	34,5	1.36
16-16S	1-11 1/2	1-11 1/2	50,0	1.97	41,1	1.62
20-20S	1 1/4-11 1/2	1 1/4-11 1/2	60,5	2.38	43,2	1.70
24-24S	1 1/2-11 1/2	1 1/2-11 1/2	67,1	2.64	52,8	2.08
32-32S	2-11 1/2	2-11 1/2	76,2	3.00	60,7	2.39

* Also available in stainless steel as part number 259-2089-(dash Size).
(Formerly Weatherhead a)

NPTF external pipe swivel/ NPTF external pipe

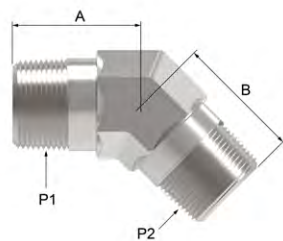
2251-(Dash size)
(Formerly Weatherhead series 9435x)



Dash size	Thread P1	Thread P2	A		B	
			mm	in	mm	in
4-4S	1/4-18	1/4-18	43,7	1.72	27,7	1.09
6-6S	3/8-18	3/8-18	45,2	1.78	31,0	1.22
8-8S	1/2-14	1/2-14	54,4	2.14	37,3	1.47
12-12S	3/4-14	3/4-14	66,3	2.61	40,4	1.59

NOTE The above adapter is not a rotating union or swivel joint.
Care must be exercised to avoid misuse. To be used with petroleum or water glycol fluids.

NPTF external pipe/external pipe

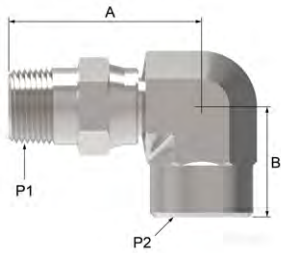


2247-(Dash size) (Ref. SAE 140337)

Dash size	Thread P1	Thread P2	A		B	
			mm	in	mm	in
2-2S	1/8-27	1/8-27	17,0	0.67	17,0	0.67
4-4S	1/4-18	1/4-18	21,8	0.86	21,8	0.86
6-4S	3/8-18	1/4-18	24,1	0.95	24,1	0.95
6-6S	3/8-18	3/8-18	24,1	0.95	24,1	0.95
8-8S	1/2-14	1/2-14	28,7	1.13	29,7	1.17
12-12S	3/4-14	3/4-14	29,7	1.17	30,5	1.20
16-16S	1-11 1/2	1-11 1/2	30,5	1.20	37,6	1.48
20-20S	1 1/4-11 1/2	1 1/4-11 1/2	47,7	1.88	39,1	1.54

Danfoss Steel Adapter Catalog

NPTF external pipe swivel/ NPTF internal pipe

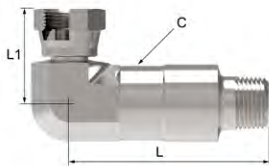


2252-(Dash size)

Dash size	Thread P1	Thread P2	A		B	
			mm	in	mm	in
2-2S	1/8-27	1/8-27	35,1	1.38	17,3	0.68
4-4S	1/4-18	1/4-18	43,7	1.72	22,4	0.88
6-6S	3/8-18	3/8-18	45,2	1.78	25,9	1.02
8-8S	1/2-14	1/2-14	54,4	2.14	31,2	1.23
12-12S	3/4-14	3/4-14	66,3	2.61	40,4	1.59

NOTE The above adapter is not a rotating union or swivel joint. Care must be exercised to avoid misuse. To be used with petroleum or water glycol fluids.

90° Elbow long – Female pipe swivel/NPTF male pipe

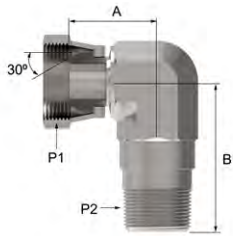


FF4175-(Dash size) (Formerly Weatherhead series 9405xLL)

Dash size	NPSM Swivel nut	Male pipe thread	Hex C		L		L1	
			mm	in	mm	in	mm	in
0202S	1/8-27	1/8-27	14,2	0.56	48,2	1.90	17,8	0.70
0404S	1/4-18	1/4-18	17,5	0.69	65,3	2.57	19,5	0.75
0606S	3/8-18	3/8-18	20,6	0.81	80,3	3.16	22,9	0.90
0808S	1/2-14	1/2-14	25,4	1.00	93,2	3.67	25,9	1.02
1212S	3/4-14	3/4-14	31,8	1.25	109,0	4.29	30,5	1.20
1616S	1-11 1/2	1-11 1/2	38,1	1.50	128,5	5.06	37,1	1.46

Danfoss Steel Adapter Catalog

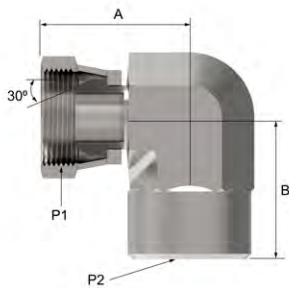
NPSM internal pipe swivel/ NPTF external pipe



2047-(Dash size) (Ref. SAE 140230)
(Formerly Weatherhead series 9405x)

Dash size	Thread P1	Thread P2	A		B	
			mm	in	mm	in
2-2S	1/8-27	1/8-27	18,0	0.71	26,2	1.03
2-4S	1/8-27	1/4-18	19,6	0.77	27,7	1.09
4-2S	1/4-18	1/8-27	22,4	0.88	22,9	0.90
4-4S	1/4-18	1/4-18	23,1	0.91	32,5	1.28
4-6S	1/4-18	3/8-18	27,7	1.09	38,9	1.53
4-8S	1/4-18	1/2-14	26,2	1.03	46,7	1.84
6-4S	3/8-18	1/4-18	25,1	0.99	31,0	1.22
6-6S	3/8-18	3/8-18	27,7	1.09	38,9	1.53
6-8S	3/8-18	1/2-14	26,2	1.03	46,7	1.84
6-12S	3/8-18	3/4-14	32,0	1.26	40,4	1.59
8-6S	1/2-14	3/8-18	27,4	1.08	41,9	1.65
8-8S	1/2-14	1/2-14	27,4	1.08	46,7	1.84
8-12S	1/2-14	3/4-14	31,5	1.24	51,6	2.03
12-8S	3/4-14	1/2-14	34,5	1.36	51,6	2.03
12-12S	3/4-14	3/4-14	34,5	1.36	51,6	2.03
12-16S	3/4-14	1-11 1/2	38,4	1.51	61,2	2.41
16-12S	1-11 1/2	3/4-14	38,9	1.53	56,4	2.22
16-16S	1-11 1/2	1-11 1/2	38,9	1.53	61,2	2.41
20-20S	1 1/4-11 1/2	1 1/4-11 1/2	46,2	1.82	67,3	2.65
24-24S	1 1/2-11 1/2	1 1/2-11 1/2	51,3	2.02	72,1	2.84
32-32S	2-11 1/2	2-11 1/2	60,2	2.37	84,8	3.34

NPSM internal pipe swivel/NPTF internal pipe

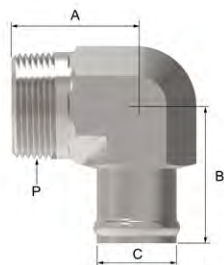


2048-(Dash size) (Ref. SAE 140231)
(Formerly Weatherhead series 9455x)

Dash size	Thread P1	Thread P2	A		B	
			mm	in	mm	in
2-2S	1/8-27	1/8-27	19,8	0.78	16,8	0.66
4-4S	1/4-18	1/4-18	23,1	0.91	24,6	1.0
4-6S	1/4-18	3/8-18	25,4	1.00	27,7	1.09
4-8S	1/4-18	1/2-14	27,7	1.09	33,0	1.30
6-4S	3/8-18	1/4-18	24,6	0.97	24,6	0.97
6-6S	3/8-18	3/8-18	27,7	1.09	27,7	1.09
6-8S	3/8-18	1/2-14	27,9	1.10	34,0	1.34
8-6S	1/2-14	3/8-18	27,4	1.08	34,0	1.34
8-8S	1/2-14	1/2-14	27,4	1.08	34,0	1.34
8-12S	1/2-14	3/4-14	37,3	1.47	34,5	1.36
12-8S	3/4-14	1/2-14	31,5	1.24	31,2	1.23
12-12S	3/4-14	3/4-14	34,5	1.36	38,9	1.53
16-16S	1-11 1/2	1-11 1/2	39,6	1.56	45,2	1.78
20-20S	1 1/4-11 1/2	1 1/4-11 1/2	46,2	1.82	51,6	2.03
24-24S	1 1/2-11 1/2	1 1/2-11 1/2	51,3	2.02	57,9	2.28

Danfoss Steel Adapter Catalog

NPTF external pipe/hose Connector

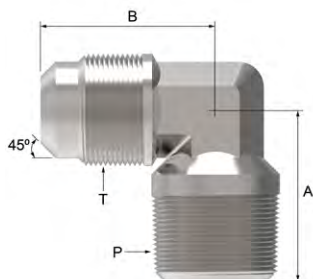


FF1162-(Dash size) (Ref. SAE 430260)

Dash size	Tube O.D.		Thread T1	A		B		C	
	mm	in		mm	in	mm	in	mm	in
0406S	9,7	0.38	1/4-18	27,7	1.09	39,1	1.54	9,7	0.38
1212S	19,0	0.75	3/4-14	35,8	1.41	46,5	1.83	19,0	0.75
1616S	25,4	1.00	1-11 1/2	50,0	1.97	49,3	1.94	25,4	1.00
2020S	31,8	1.25	1 1/4-11 1/2	49,8	1.96	54,6	2.15	31,7	1.25

NOTE Clamp required.

NPTF external pipe/ SAE 45° flare

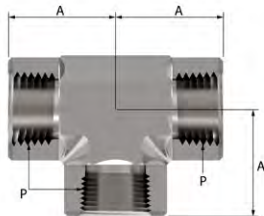


2003-(Dash size) (Ref. SAE 010202)

Dash size	Tube O.D.		Thread P	Thread T	A		B	
	mm	in			mm	in	mm	in
2-4B	6,3	0.25	1/8-27	7/16-20	19,3	0.76	20,1	0.79
2-5B	7,9	0.31	1/8-27	1/2-20	19,8	0.78	23,1	0.91
2-6B	9,6	0.38	1/8-27	5/8-18	23,1	0.91	26,2	1.03
4-4B	6,3	0.25	1/4-18	7/16-20	22,4	0.88	25,1	0.99
4-5B	7,9	0.31	1/4-18	1/2-20	23,3	0.92	24,1	0.95
4-6B	9,6	0.38	1/4-18	5/8-18	26,7	1.05	24,7	0.98
4-8B	12,7	0.50	1/4-18	3/4-16	30,2	1.19	31,2	1.23
6-4B	6,3	0.25	3/8-18	7/16-20	26,2	1.03	23,9	0.94
6-5B	7,9	0.31	3/8-18	1/2-20	23,1	0.91	25,4	1.00
6-6B	9,6	0.38	3/8-18	5/8-18	27,7	1.09	26,4	1.04
6-8B	12,7	0.50	3/8-18	3/4-16	28,4	1.12	31,2	1.23
6-10B	16,0	0.63	3/8-18	7/8-14	31,0	1.22	36,1	1.42
8-6B	9,6	0.38	1/2-14	5/8-18	34,3	1.35	29,5	1.16
8-8B	12,7	0.50	1/2-14	3/4-16	31,8	1.25	33,5	1.32
8-10B	16,0	0.63	1/2-14	7/8-14	34,8	1.37	36,1	1.42
8-12B	19,0	0.75	1/2-14	1 1/16-14	37,6	1.48	41,1	1.62
12-8B	12,7	0.50	3/4-14	3/4-16	37,6	1.48	41,1	1.62
12-10B	16,0	0.63	3/4-14	7/8-14	33,3	1.31	36,3	1.43
12-12B	19,0	0.75	3/4-14	1 1/16-14	38,1	1.50	41,1	1.62

For more brass fittings see document Brass Catalog
<https://assets.danfoss.com/documents/259267/AF444058498934en-000101.pdf>

NPTF internal pipe/NPTF internal pipe

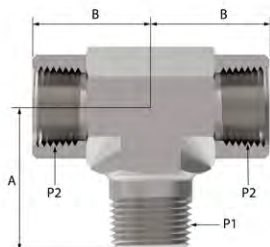


2090-(Dash size) (Ref. SAE 140438)
 (Formerly Weatherhead series C3709x)

Dash size	Thread P1	A	
		mm	in
2-2S	1/8-27	16,8	0.66
4-4S	1/4-18	22,4	0.88
6-6S	3/8-18	25,9	1.02
8-8S	1/2-14	31,2	1.23
12-12S	3/4-14	34,5	1.36
16-16S	1-11 1/2	41,1	1.62
20-20S	1 1/4-11 1/2	43,2	1.70
24-24S	1 1/2-11 1/2	52,8	2.08

Danfoss Steel Adapter Catalog

NPTF external pipe/ NPTF internal pipe




2091-(Dash size) (Ref. SAE 140425)
(Formerly Weatherhead series C3609x)

Dash size	Thread P1	Thread P2	A		B	
			mm	in	mm	in
2-2S	1/8-27	1/8-27	19,8	0,78	16,8	0,66
4-4S*	1/4-18	1/4-18	27,7	1,09	22,4	0,88
6-6S	3/8-18	3/8-18	31,0	1,22	25,9	1,02
8-8S	1/2-14	1/2-14	37,3	1,47	31,2	1,23
12-12S	3/4-14	3/4-14	40,4	1,59	34,5	1,36
16-16S	1-11 1/2	1-11 1/2	50,0	1,97	41,1	1,62

* Also available in stainless steel as part number 259-2091-(dash size).

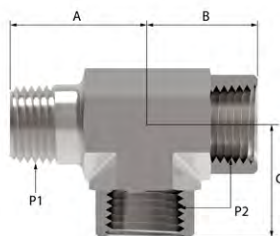
NPTF external pipe/NPTF internal pipe



2093-(Dash size)
(Formerly Weatherhead series C3805x)

Dash size	Thread P1	Thread P2	A		B		C	
			mm	in	mm	in	mm	in
2-2S	1/8-27	1/8-27	19,8	0,78	16,8	0,66	19,8	0,78
4-4S	1/4-18	1/4-18	27,7	1,09	22,3	0,88	27,7	1,09
6-6S	3/8-18	3/8-18	31,0	1,22	25,9	1,02	31,0	1,22
8-8S	1/2-14	1/2-14	37,3	1,47	31,2	1,23	37,3	1,47
12-12S	3/4-14	3/4-14	40,4	1,59	34,5	1,36	40,4	1,59
16-16S	1-11 1/2	1-11 1/2	50,0	1,97	41,1	1,62	50,0	1,97

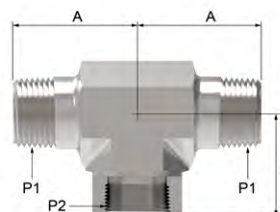
NPTF external pipe/NPTF internal pipe



2092-(Dash size) (Ref. SAE 140424)
(Formerly Weatherhead series C3759x)

Dash size	Thread P1	Thread P2	A		B		C	
			mm	in	mm	in	mm	in
2-2S	1/8-27	1/8-27	19,8	0,78	16,8	0,66	16,8	0,66
4-4S	1/4-18	1/4-18	27,7	1,09	22,4	0,88	22,4	0,88
6-6S	3/8-18	3/8-18	31,0	1,22	25,9	1,02	25,9	1,02
8-8S	1/2-14	1/2-14	37,3	1,47	31,2	1,23	31,2	1,23
12-12S	3/4-14	3/4-14	40,4	1,59	34,5	1,36	34,5	1,36
16-16S	1-11 1/2	1-11 1/2	50,0	1,97	41,1	1,62	41,1	1,62
20-20S	1 1/4-11 1/2	1 1/4-11 1/2	60,5	2,38	43,2	1,70	43,2	1,70

NPTF external pipe/NPTF internal pipe

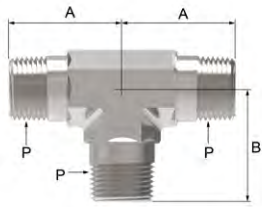


2256-(Dash size)

Dash size	Thread P1	Thread P2	A		B	
			mm	in	mm	in
2-2S	1/8-27	1/8-27	19,8	0,78	16,8	0,66
4-4S	1/4-18	1/4-18	27,7	1,09	22,3	0,88
6-6S	3/8-18	3/8-18	31,0	1,22	25,9	1,02
8-8S	1/2-14	1/2-14	37,3	1,47	31,2	1,23
12-12S	3/4-14	3/4-14	40,4	1,59	34,5	1,36
16-16S	1-11 1/2	1-11 1/2	65,3	2,57	43,2	1,70

Danfoss Steel Adapter Catalog

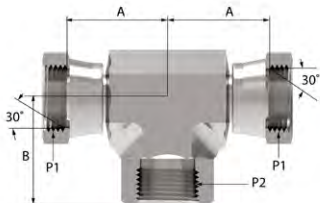
NPTF external pipe/NPTF external pipe



2257-(Dash size)

Dash size	Thread P1	A		B	
		mm	in	mm	in
2-2S	1/8-27	19,8	0.78	19,8	0.78
4-4S	1/4-18	27,7	1.09	27,7	1.09
6-6S	3/8-18	31,0	1.22	31,0	1.22
8-8S	1/2-14	37,3	1.47	37,3	1.47
12-12S	3/4-14	40,4	1.59	40,4	1.59
16-16S	1-11 1/2	50,0	1.97	50,0	1.97

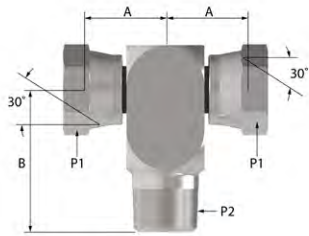
NPSM internal pipe swivel/ NPTF internal pipe



2253-(Dash size) (Formerly Weatherhead series 9456x)

Dash size	Thread P1	Thread P2	A		B	
			mm	in	mm	in
6-6S	3/8-18	3/8-18	26,9	1.06	25,9	1.02
8-8S	1/2-14	1/2-14	31,5	1.24	31,2	1.23
12-12S	3/4-14	3/4-14	36,5	1.44	34,5	1.36

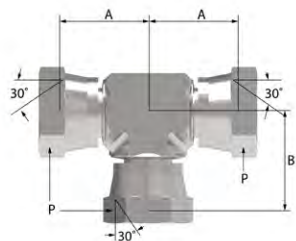
NPSM internal pipe swivel/NPTF external pipe



2254-(Dash size) (Formerly Weatherhead series 9406x)

Dash size	Thread P1	Thread P2	A		B	
			mm	in	mm	in
2-2S	1/8-27	1/8-27	17,8	0.7	18,3	0.72
4-4S	1/4-18	1/4-18	22,4	0.88	27,7	1.09
4-6S	1/4-18	3/8-18	25,1	0.99	31,0	1.22
4-8S	1/4-18	1/2-14	25,9	1.02	37,3	1.47
6-6S	3/8-18	3/8-18	27,7	1.09	38,9	1.53
6-8S	3/8-18	1/2-14	27,7	1.09	37,3	1.47
8-8S	1/2-14	1/2-14	27,9	1.10	37,3	1.47
12-12S	3/4-14	3/4-14	34,5	1.36	51,6	2.03

NPSM internal pipe swivel

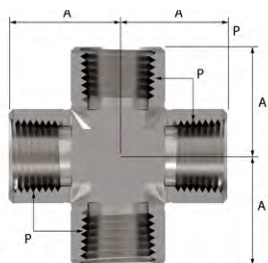


2255-(Dash size) (Formerly Weatherhead series 9705x)

Dash size	Thread P1	A		B	
		mm	in	mm	in
2-2S	1/8-27	18,0	0.71	18,0	0.71
4-4S	1/4-18	23,1	0.91	23,1	0.91
6-6S	3/8-18	25,1	0.99	25,1	0.99
8-8S	1/2-14	27,4	1.08	27,4	1.08
12-12S	3/4-14	34,5	1.36	34,5	1.36

Danfoss Steel Adapter Catalog

NPTF internal pipe/NPTF internal pipe



2080-(Dash size)
(Formerly Weatherhead series C3959x)

Dash size	Thread P1	A	
		mm	in
2-2S	1/8-27	16,8	0.66
4-4S	1/4-18	22,3	0.88
6-6S	3/8-18	25,9	1.02
8-8S	1/2-14	31,2	1.23
12-12S	3/4-14	34,5	1.36
16-16S	1-11 1/2	41,1	1.62

C



D

SAE ORB Adapters

Danfoss Steel Adapter Catalog

O-Ring boss plug

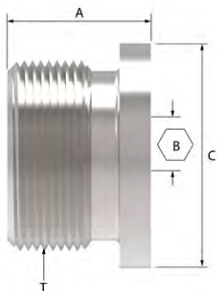


900598-(Dash size) (Ref. SAE 090109A)
(Formerly Weatherhead Series 7237x)

Dash size	Threads T1	A		B	
		mm	in	mm	in
4S	7/16-20	17,0	0.67	14,2	0.56
5S	1/2-20	17,0	0.67	15,7	0.62
6S	9/16-18	18,5	0.73	17,5	0.69
8S	3/4-16	20,3	0.80	22,4	0.88
10S	7/8-14	23,6	0.93	25,4	1.00
12S	1 1/16-12	27,7	1.09	31,8	1.25
14S	1 3/16-12	27,7	1.09	35,1	1.38
16S	1 5/16-12	28,4	1.12	38,1	1.50
20S	1 5/8-12	30,5	1.20	47,8	1.88
24S	1 7/8-12	32,3	1.27	53,8	2.12
32S	2 1/2-12	36,3	1.43	69,9	2.75
2S	5/16-24	15,2	0.60	11,2	0.44
3S	3/8-24	15,2	0.60	12,7	0.50

NOTE Available without O-Ring. Order as 900598-1-(dash size).
(Formerly Weatherhead Series B7237x)

SAE Male O-Ring boss (Hex socket)

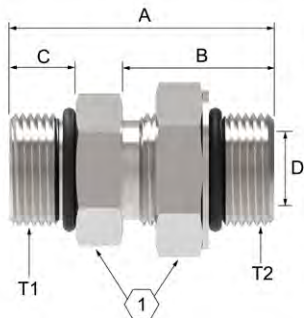


FF2138-(Dash size) (Ref. SAE 090109B)
(Formerly Weatherhead Series 7238x)

Dash size	Tube O.D.		Threads T1	A		C (Round)		B Hex	
	mm	in		mm	in	mm	in	mm	in
02S	3,3	0.13	5/16-24	10,2	0.40	11,2	0.44	3,3	0.13
03S	4,8	0.19	3/8-24	10,2	0.40	12,7	0.50	4,0	0.16
04S	6,3	0.25	7/16-20	11,9	0.47	14,3	0.56	4,8	0.19
05S	7,9	0.31	1/2-20	11,9	0.47	16,0	0.63	5,6	0.22
06S	9,6	0.38	9/16-18	12,8	0.50	17,5	0.69	6,4	0.25
08S	12,7	0.5	3/4-16	14,7	0.58	22,3	0.88	8,0	0.32
10S	16,0	0.63	7/8-14	16,5	0.65	25,4	1.00	9,6	0.38
12S	19,0	0.75	1 1/16-12	19,6	0.77	31,8	1.25	14,4	0.57
14S	22,2	0.88	1 3/16-12	19,6	0.77	35,0	1.38	14,4	0.57
16S	25,4	1.00	1 5/16-12	19,6	0.77	38,1	1.50	16,0	0.63
20S	31,8	1.25	1 5/8-12	19,6	0.77	47,8	1.88	19,1	0.75

NOTE Available without O-Ring. Order as FF2137-(dash size)
(Formerly Weatherhead series B7238x)

SAE O-Ring boss/adjustable SAE O-Ring boss




2220-(Dash size)
(Formerly Weatherhead Series C5314x)

Dash size	Threads T1	A		B		D Hole		E Hex		F Hex	
		mm	in	mm	in	mm	in	mm	in	mm	in
4-4S	7/16-20	34,8	1.37	9,1	0.38	4,3	0.17	14,3	0.56	14,3	0.56
6-6S	9/16-18	37,8	1.49	9,9	0.39	7,6	0.30	17,5	0.69	17,5	0.69
8-8S	3/4-16	44,4	1.75	11,1	0.44	9,9	0.39	22,2	0.88	22,2	0.88
10-10S	7/8-14	51,8	2.04	12,7	0.50	12,2	0.48	25,4	1.00	25,4	1.00
12-12S	1 1/16-12	54,1	2.13	15,0	0.59	15,5	0.61	31,8	1.25	31,8	1.25
16-16S	1 5/16-12	59,9	2.36	15,0	0.59	21,3	0.84	38,1	1.50	38,1	1.50
20-20S	1 5/8-12	58,9	2.32	15,0	0.59	27,4	1.08	47,6	1.88	47,6	1.88
24-24S	1 7/8-12	63,0	2.48	15,0	0.59	33,3	1.32	54,0	2.13	54,0	2.13

Danfoss Steel Adapter Catalog

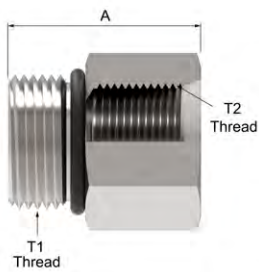
Male SAE O-Ring boss/male SAE O-Ring boss



2229-(Dash size)

Dash size	Tube O.D.		Threads T1	Thread T2	A		B		①	
	mm	in			mm	in	mm	in	mm	in
8-8S	12,7	0,50	3/4-16	3/4-16	30,3	1,19	11,2	0,44	22,3	0,88
16-16S	25,4	1,00	1 5/16-12	1 5/16-12	43,9	1,73	15,0	0,59	38,1	1,50

SAE O-Ring boss reducer




FF1010-(Dash size) (Formerly Weatherhead Series 7033x)

Dash size	Threads T1	Threads T2	A	
			mm	in
0304S	3/8-24	7/16-20	24,4	0,96
0406S	7/16-20	9/16-18	27,2	1,07
0408S	7/16-20	3/4-16	32,0	1,26
0604S	9/16-18	7/16-20	24,4	0,96
0806S	3/4-16	9/16-18	26,9	1,06
1006S	7/8-14	9/16-18	20,6	0,81
1008S	7/8-14	3/4-16	31,8	1,25
1206S	1 1/16-12	9/16-18	25,4	1,00
1208S	1 1/16-12	3/4-16	25,4	1,00
1210S	1 1/16-12	7/8-14	36,6	1,44
1216S	1 1/16-12	1 5/16-12	45,5	1,79
1412S	1 3/16-12	1 1/16-12	43,7	1,72
1608S	1 5/16-12	3/4-16	25,4	1,00
1610S	1 5/16-12	7/8-14	36,6	1,44
1612S	1 5/16-12	1 1/16-12	40,4	1,59
2012S	1 5/8-12	1 1/16-12	25,4	1,00
2016S	1 5/8-12	1 5/16-12	25,4	1,00
2416S	1 7/8-12	1 5/16-12	25,4	1,00
2420S	1 7/8-12	1 5/8-12	39,6	1,56

NOTE Available without O-Ring, Order FF1009-(dash size)

Danfoss Steel Adapter Catalog


90° female SAE O-Ring boss/adjustable SAE O-Ring boss male



FF2591-(Dash size)

Dash size	Tube O.D.		Threads T1	Thread T2	A		B	
	mm	in			mm	in	mm	in
0404S	6,4	0.25	7/16-20	7/16-20	21,6	0.85	32,0	1.26

SAE O-Ring boss (adj.)/hose connector



FF1167-(Dash size)

Dash size	Tube O.D.		Threads T1	A		B		C	
	mm	in		mm	in	mm	in	mm	in
1212S	19,0	0.75	1 1/16-12	49,8	1.96	52,3	2.06	19,0	0.75

NOTE Available without O-Ring - order by FF1161-(dash size).
Clamp required.

E


BSPP/BSPT Adapters



Danfoss Steel Adapter Catalog

BSPP

BSP Male 60° Seat Plug

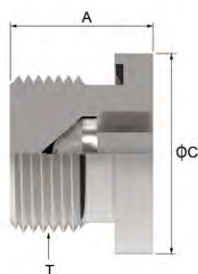


FF91571-(Dash size) (Ref. Performance per ISO 8434-6)

Dash size	Tube O.D		Thread T1	A		E Hex	
	mm	in		mm	in	mm	in
04S	6,3	0.25	G1/4-19	18,0	0.71	19,0	0.75
06S	9,6	0.38	G3/8-19	21,5	0.85	22,0	0.87
08S	12,7	0.50	G1/2-14	26,0	1.02	27,0	1.06
12S	10,0	0.75	G3/4-14	29,5	1.16	32,0	1.26
16S	25,4	1.00	G1-11	34,0	1.34	41,0	1.61
20S	31,7	1.25	G1 1/4-11	37,5	1.48	50,0	1.97
24S	38,1	1.50	G1 1/2-11	40,0	1.57	55,0	2.17
32S	50,8	2.00	G2-11	43,5	1.71	70,0	2.76

E

BSP Male Captive Seal Hollow Hex Plug



FF91572-(Dash size) (Ref. ISO 1179-2 L Type E)

Dash size	Thread T	A		C		B Hex	
		mm	in	Round		mm	in
				mm	in		
02S	G1/8-28	12,2	0.48	13,9	0.55	5,0	0.20
04S	G1/4-19	17,2	0.68	18,9	0.74	6,0	0.24
06S	G3/8-19	17,2	0.68	21,9	0.86	8,0	0.31
08S	G1/2-14	19,2	0.76	26,9	1.06	10,0	0.39
12S	G3/4-14	21,2	0.83	31,9	1.26	12,0	0.47
16S	G3/8-19	22,8	0.90	39,9	1.57	17,0	0.67
20S	G1 1/4-11	26,8	1.06	49,9	1.96	22,0	0.87
24S	G1 1/2-11	28,8	1.13	54,9	2.16	24,0	0.94

BSP Male Captive Seal Plug

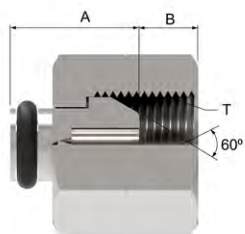


FF91573-(Dash size) (Ref. ISO 1179-2 L Type E)

Dash size	Tube O.D		Thread T	A		E Hex	
	mm	in		mm	in	mm	in
04S	6,4	0.25	G1/4-19	19,6	0.77	19,0	0.75
06S	9,7	0.38	G3/8-19	22,5	0.89	22,0	0.87
08S	12,7	0.50	G1/2-14	25,0	0.98	27,0	1.06
12S	19,0	0.75	G3/4-14	29,0	1.14	32,0	1.26
16S	25,4	1.00	G1-11	35,0	1.38	41,0	1.61
20S	31,8	1.25	G1 1/4-11	37,0	1.46	50,0	1.97
24S	38,1	1.50	G1 1/2-11	40,0	1.57	55,0	2.17

Danfoss Steel Adapter Catalog


BSP female 60° cone plug



FF91579-(Dash size) (Ref. Performance per ISO 8434-6)

Dash size	Thread T	A		B	
		mm	in	mm	in
02S	G1/8-28	11.5	0.45	5,5	0.22
04S	G1/4-19	13.5	0.53	5,5	0.22
06S	G3/8-19	14.5	0.57	6,3	0.25
08S	G1/2-14	16,0	0.63	7,5	0.30
10S	G5/8-14	16.5	0.65	9,5	0.37
12S	G3/4-14	17.5	0.69	10,9	0.43
16S	G1-11	19,0	0.75	11,7	0.46
20S	G1 1/4-11	21.5	0.85	10,1	0.40
24S	G1 1/2-11	22,0	0.87	13,0	0.51
32S	G2-11	26.5	1.04	16,0	0.63

BSP female plug

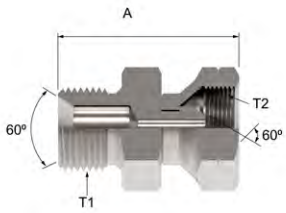


FF91580-(Dash size)

Dash size	Thread T	L		A		B	
		mm	in	mm	in	mm	in
02S	G1/8-28	18.0	0.71	14.0	0.55	16.0	0.63
04S	G1/4-19	18.0	0.71	14.5	0.57	19.0	0.75
06S	G3/8-19	19.0	0.75	14.5	0.57	22.0	0.87
08S	G1/2-14	24.0	0.94	19.0	0.75	27.0	1.06
10S	G5/8-14	25.0	0.98	20.0	0.79	30.0	1.18
12S	G3/4-14	25.0	0.98	20.0	0.79	32.0	1.26
16S	G1-11	29.0	1.14	24.0	0.94	41.0	1.61
20S	G1 1/4-11	33.0	1.30	26.0	1.02	50.0	1.97
24S	G1 1/2-11	36.0	1.42	28.0	1.10	55.0	2.17
32S	G2-11	38.0	1.50	29.0	1.14	70.0	2.76

Danfoss Steel Adapter Catalog

BSP male 60° seat / BSP female 60° cone



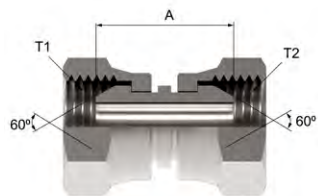
FF4275-(Dash size) (Ref. Performance per ISO 8434-6)

Dash size	Tube O.D.		Thread T1	Thread T2	A	
	mm	in			mm	in
0202S	3,2	0.13	G1/8-28	G1/8-28	25,0	0.98
0204S	3,2	0.13	G1/8-28	G1/4-19	27,0	1.06
0402S	6,4	0.25	G1/4-19	G1/8-28	27,0	1.06
0404S	6,4	0.25	G1/4-19	G1/4-19	29,0	1.14
0406S	6,4	0.25	G1/4-19	G3/8-19	30,5	1.20
0408S	6,4	0.25	G1/4-19	G1/2-14	32,0	1.26
0412S	6,4	0.25	G1/4-19	G3/4-14	37,0	1.46
0604S	9,7	0.38	G3/8-19	G1/4-19	32,5	1.28
0606S	9,7	0.38	G3/8-19	G3/8-19	34,0	1.34
0608S	9,7	0.38	G3/8-19	G1/2-14	35,5	1.40
0610S	9,7	0.38	G3/8-19	G5/8-14	36,0	1.42
0612S	9,7	0.38	G3/8-19	G3/4-14	38,5	1.52
0616S	9,7	0.38	G3/8-19	G1-11	41,0	1.61
0804S	12,7	0.50	G1/2-14	G1/4-19	37,0	1.46
0806S	12,7	0.50	G1/2-14	G3/8-19	38,2	1.50
0808S	12,7	0.50	G1/2-14	G1/2-14	40,0	1.57
0810S	12,7	0.50	G1/2-14	G5/8-14	40,5	1.59
0812S	12,7	0.50	G1/2-14	G3/4-14	41,0	1.61
0816S	12,7	0.50	G1/2-14	G1-11	43,5	1.71
1008S	16,0	0.63	G5/8-14	G1/2-14	41,5	1.63
1010S	16,0	0.63	G5/8-14	G5/8-14	42,0	1.65
1208S	19,0	0.75	G3/4-14	G1/2-14	43,5	1.71
1212S	19,0	0.75	G3/4-14	G3/4-14	44,5	1.75
1216S	19,0	0.75	G3/4-14	G1-11	46,0	1.81
1612S	25,4	1.00	G1-11	G3/4-14	48,0	1.89
1616S	25,4	1.00	G1-11	G1-11	50,0	1.97
1620S	25,4	1.00	G1-11	G1 1/4-11	53,0	2.09
2016S	31,8	1.25	G1 1/4-11	G1-11	52,0	2.05
2020S	31,8	1.25	G1 1/4-11	G1 1/4-11	55,0	2.17
2420S	38,1	1.50	G1 1/2-11	G1 1/4-11	57,5	2.26
2424S	38,1	1.50	G1 1/2-11	G1 1/2-11	58,0	2.28
3232S	50,8	2.00	G2-11	G2-11	63,5	2.50

Danfoss Steel Adapter Catalog

BSPP

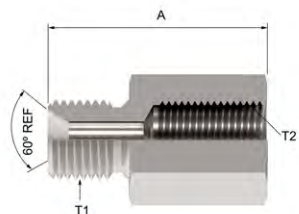
BSP Female 60° Cone



FF4283-(Dash size) (Ref. Performance per ISO 8434-6)

Dash size	Tube O.D		Thread T1	Thread T2	A	
	mm	in			mm	in
0404S	6,4	0.25	G1/4-19	G1/4-19	25,0	0.98
0606S	9,7	0.38	G3/8-19	G3/8-19	27,0	1.06
0808S	12,7	0.50	G1/2-14	G1/2-14	31,0	1.22
1212S	19,0	0.75	G3/4-14	G3/4-14	33,5	1.32
1616S	25,4	1.00	G1-11	G1-11	36,5	1.44
2424S	38,1	1.50	G1 1/2-11	G1 1/2-11	42,0	1.65
3232S	50,8	2.00	G2-11	G2-11	47,0	1.85


BSP Male 60° Cone / BSP Female



FF4321-(Dash size) (Ref. Performance per ISO 8434-6 / Performance per ISO 1179-1)

Dash size	Tube O.D		Thread T1	Thread T2	A	
	mm	in			mm	in
0402S	6,4	0.25	G1/4-19	G1/8-28	28,0	1.10
0404S	6,4	0.25	G1/4-19	G1/4-19	33,0	1.30
0406S	6,4	0.25	G1/4-19	G3/8-19	36,0	1.42
0604S	9,7	0.38	G3/8-19	G1/4-19	33,5	1.32
0606S	9,7	0.38	G3/8-19	G3/8-19	37,5	1.48
0608S	9,7	0.38	G3/8-19	G1/2-14	42,5	1.67
0806S	12,7	0.50	G1/2-14	G3/8-19	38,0	1.50
0808S	12,7	0.50	G1/2-14	G1/2-14	45,0	1.77
0812S	12,7	0.50	G1/2-14	G3/4-14	44,5	1.75
1208S	19,0	0.75	G3/4-14	G1/2-14	44,5	1.75
1612S	25,4	1.00	G1-11	G3/4-14	47,5	1.87
1620S	25,4	1.00	G1-11	G1 1/4-11	56,5	2.22
2016S	31,8	1.25	G1 1/4-11	G1-11	49,0	1.93

BSP male 60° seat bulkhead

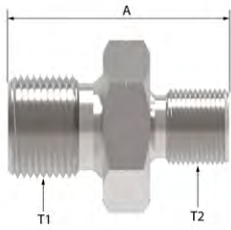


FF4323-(Dash size) (Ref. Performance per ISO 8434-6)

Dash size	Tube O.D.		Thread T1	Thread T2	A		B	
	mm	in			mm	in	mm	in
0202S	3,2	0.13	G1/8-28	G1/8-28	49,0	1.93	33,0	1.30
0404S	6,4	0.25	G1/4-19	G1/4-19	53,0	2.09	35,0	1.38
0606S	9,7	0.38	G3/8-19	G3/8-19	56,5	2.22	35,0	1.38
0808S	12,7	0.50	G1/2-14	G1/2-14	65,0	2.56	39,0	1.54
1010S	16,0	0.63	G5/8-14	G5/8-14	67,5	2.66	40,0	1.57
1212S	19,0	0.75	G3/4-14	G3/4-14	71,5	2.81	42,0	1.65
1616S	25,4	1.00	G1-11	G1-11	84,0	3.31	50,0	1.97
2020S	31,8	1.25	G1 1/4-11	G1 1/4-11	89,5	3.52	52,0	2.05
2424S	38,1	1.50	G1 1/2-11	G1 1/2-11	93,0	3.66	55,0	2.17
3232S	50,8	2.00	G2-11	G2-11	97,5	3.84	55,0	2.17

Danfoss Steel Adapter Catalog

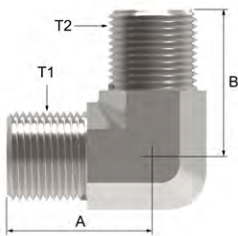
BSP male 60° seat



FF4365-(Dash size) (Ref. Performance per ISO 8434-6)

Dash size	Tube O.D.		Thread T1	Thread T2	A	
	mm	in			mm	in
0202S	3,2	0.13	G1/8-28	G1/8-28	26,0	1.02
0204S	3,2	0.13	G1/8-28	G1/4-19	28,0	1.10
0404S	6,4	0.25	G1/4-19	G1/4-19	30,0	1.18
0406S	6,4	0.25	G1/4-19	G3/8-19	33,5	1.32
0606S	9,7	0.38	G3/8-19	G3/8-19	35,0	1.38
0608S	9,7	0.38	G3/8-19	G1/2-14	39,5	1.56
0808S	12,7	0.50	G1/2-14	G1/2-14	42,0	1.65
0812S	12,7	0.50	G1/2-14	G3/4-14	45,5	1.79
0816S	12,7	0.50	G1/2-14	G1-11	50,0	1.97
1010S	16,0	0.63	G5/8-14	G5/8-14	45,0	1.77
1012S	16,0	0.63	G5/8-14	G3/4-14	47,0	1.85
1212S	19,0	0.75	G3/4-14	G3/4-14	48,0	1.89
1216S	19,0	0.75	G3/4-14	G1-11	52,5	2.07
1616S	25,4	1.00	G1-11	G1-11	54,0	2.13
1620S	25,4	1.00	G1-11	G1 1/4-11	58,0	2.28
2020S	31,8	1.25	G1 1/4-11	G1 1/4-11	58,0	2.28
2424S	38,1	1.50	G1 1/2-11	G1 1/2-11	63,0	2.48
2432S	38,1	1.50	G1 1/2-11	G2-11	66,5	2.62
3232S	50,8	2.00	G2-11	G2-11	68,0	2.68

BSP male 60° seat, 90° elbow



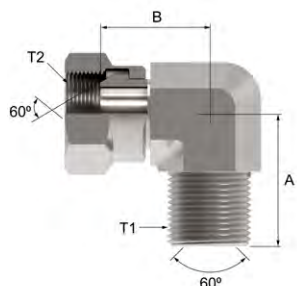
FF4290-(Dash size) (Ref. Performance per ISO 8434-6)

Dash size	Tube O.D.		Thread T1	Thread T2	A		B	
	mm	in			mm	in	mm	in
0404S	6,4	0.25	G1/4-19	G1/4-19	24,5	0.96	24,5	0.96
0406S	6,4	0.25	G1/4-19	G3/8-19	26,5	1.04	27,5	1.04
0606S	9,7	0.38	G3/8-19	G3/8-19	27,5	1.08	27,5	1.08
0608S	9,7	0.38	G3/8-19	G1/2-14	31,0	1.22	34,5	1.22
0808S	12,7	0.50	G1/2-14	G1/2-14	34,5	1.36	34,5	1.36
0812S	12,7	0.50	G1/2-14	G3/4-14	37,5	1.48	40,0	1.48
1010S	16,0	0.63	G5/8-14	G5/8-14	35,0	1.38	35,0	1.38
1212S	19,0	0.75	G3/4-14	G3/4-14	40,0	1.57	40,0	1.57
1216S	19,0	0.75	G3/4-14	G1-11	43,5	1.71	46,0	1.71
1616S	25,4	1.00	G1-11	G1-11	46,0	1.81	46,0	1.81
2020S	31,8	1.25	G1 1/4-11	G1 1/4-11	50,5	1.99	50,5	1.99
2424S	38,1	1.50	G1 1/2-11	G1 1/2-11	57,5	2.26	57,5	2.26
3232S	50,8	2.00	G2-11	G2-11	68,0	2.68	68,0	2.68

Danfoss Steel Adapter Catalog

BSP male 60° seat / BSP female 60° cone, 90° elbow

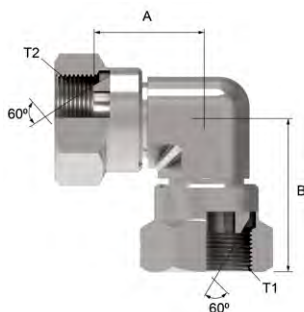
FF4292-(Dash size) (Ref. Performance per ISO 8434-6)



Dash size	Tube O.D.		Thread T1	Thread T2	A		B	
	mm	in			mm	in	mm	in
0202S	3,2	0.13	G1/8-28	G1/8-28	19,8	0.78	16,8	0.66
0404S	6,4	0.25	G1/4-19	G1/4-19	24,5	0.96	21,0	0.83
0606S	9,7	0.38	G3/8-19	G3/8-19	27,5	1.08	24,0	0.94
0808S	12,7	0.50	G1/2-14	G1/2-14	34,5	1.36	30,0	1.18
1010S	16,0	0.63	G5/8-14	G5/8-14	35,0	1.38	29,5	1.16
1212S	19,0	0.75	G3/4-14	G3/4-14	40,0	1.57	33,0	1.30
1616S	25,4	1.00	G1-11	G1-11	46,0	1.81	38,0	1.50
2020S	31,8	1.25	G1 1/4-11	G1 1/4-11	50,5	1.99	46,5	1.83
2424S	38,1	1.50	G1 1/2-11	G1 1/2-11	57,5	2.26	50,5	1.99
3232S	50,8	2.00	G2-11	G2-11	45,0	1.77	63,0	2.48

BSP female 60° cone, 90° elbow

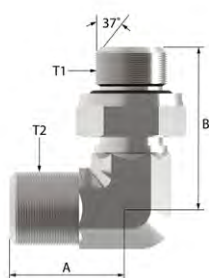
FF4296-(Dash size) (Ref. Performance per ISO 8434-6)



Dash size	Tube O.D.		Thread T1	Thread T2	A		B	
	mm	in			mm	in	mm	in
1212S	19,0	0.75	G3/4-14	G3/4-14	31,5	1.24	31,5	1.24
1616S	25,4	1.00	G1-11	G1-11	36,5	1.44	36,5	1.44
2020S	31,8	1.25	G1 1/4-11	G1 1/4-11	48,0	1.89	48,0	1.89

BSP male 60° seat / BSP adjustable male O-Ring 90° elbow

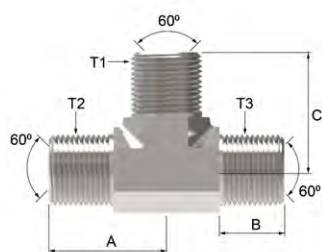
FF4367-(Dash size)
(Ref. Performance per ISO 8434-6 / Performance per ISO 1179-3 L)



Dash size	Tube O.D.		Thread T1	Thread T2	A		B	
	mm	in			mm	in	mm	in
0606S	9,7	0.38	G3/8-19	G3/8-19	28,0	1.10	36,8	1.45
0608S	9,7	0.38	G3/8-19	G1/2-14	31,0	1.22	43,2	1.70
0808S	12,7	0.50	G1/2-14	G1/2-14	34,5	1.36	43,2	1.70
0812S	12,7	0.50	G1/2-14	G3/4-14	40,0	1.57	49,3	1.94
1212S	19,0	0.75	G3/4-14	G3/4-14	40,0	1.57	49,3	1.94
1616S	25,4	1.00	G1-11	G1-11	46,0	1.81	53,0	2.09

BSP male 60° seat tee

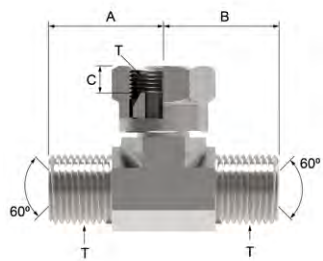
FF4297-(Dash size) (Ref. Performance per ISO 8434-6)



Dash size	Tube O.D.		Thread T1	Thread T2	Thread T3	A		B		C	
	mm	in				mm	in	mm	in	mm	in
0606S	9,7	0.38	G3/8-19	G3/8-19	G3/8-19	27,5	1.08	16,0	0.63	27,5	1.08
0808S	12,7	0.50	G1/2-14	G1/2-14	G1/2-14	34,5	1.36	19,0	0.75	34,5	1.36
1212S	19,0	0.75	G3/4-14	G3/4-14	G3/4-14	40,0	1.57	21,5	0.85	40,0	1.57
1616S	25,4	1.00	G1-11	G1-11	G1-11	46,0	1.81	24,0	0.94	46,0	1.81
2020S	31,8	1.25	G1 1/4-11	G1 1/4-11	G1 1/4-11	50,5	1.99	24,0	0.94	50,5	1.99

Danfoss Steel Adapter Catalog

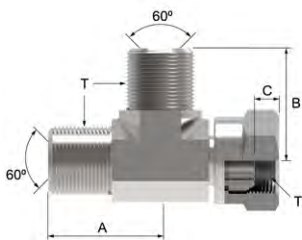
BSP male 60° seat / BSP female 60° cone branch tee



FF4303-(Dash size)
(Ref. Performance per ISO 8434-6)

Dash size	Tube O.D.		Thread T	A		B		C	
	mm	in		mm	in	mm	in	mm	in
0606S	9,7	0.38	G3/8-19	27,5	1.08	27,5	1.08	6,3	0.25
0808S	12,7	0.50	G1/2-14	34,5	1.36	34,5	1.36	7,5	0.30
1010S	16,0	0.63	G5/8-14	35,0	1.38	29,5	1.16	9,5	0.37
1212S	19,0	0.75	G3/4-14	40,0	1.57	40,0	1.57	10,9	0.43
1616S	25,4	1.00	G1-11	46,0	1.81	46,0	1.81	11,7	0.46

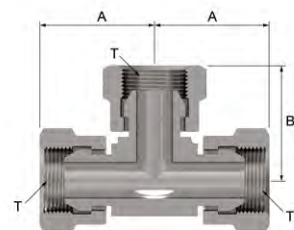
BSP male 60° seat / BSP female 60° cone run tee



FF4304-(Dash size)
(Ref. Performance per ISO 8434-6)

Dash size	Tube O.D.		Thread T	A		B		C	
	mm	in		mm	in	mm	in	mm	in
0606S	9,7	0.38	G3/8-19	27,5	1.08	27,5	1.08	6,3	0.25
0808S	12,7	0.50	G1/2-14	34,5	1.36	34,5	1.36	7,5	0.30
1010S	16,0	0.63	G5/8-14	35,0	1.38	35,0	1.38	9,5	0.37
1212S	19,0	0.75	G3/4-14	40,0	1.57	40,0	1.57	10,9	0.43
1616S	25,4	1.00	G1-11	46,0	1.81	46,0	1.81	11,7	0.46

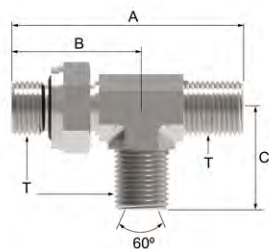
BSP female 60° cone tee



FF4305-(Dash size)
(Ref. Performance per ISO 8434-6)

Dash size	Tube O.D.		Thread T	A		B	
	mm	in		mm	in	mm	in
0606S	9,7	0.38	G3/8-19	22,5	1.08	27,5	1.08
0808S	12,7	0.50	G1/2-14	27,0	1.36	34,5	1.36
1010S	16,0	0.63	G5/8-14	30,0	1.38	35,0	1.38
1212S	19,0	0.75	G3/4-14	33,0	1.57	40,0	1.57
1616S	25,4	1.00	G1-11	36,5	1.81	46,0	1.81


BSP male 60° seat / BSP adjustable male O-Ring run tee



FF4371-(Dash size)
(Ref. Performance per ISO 8434-6 / Performance per ISO 1179-3 L)

Dash size	Tube O.D.		Thread T	A		B		C	
	mm	in		mm	in	mm	in	mm	in
0404S	6,4	0.25	G1/4-19	24,5	0.96	55,8	2.20	6,3	0.25

BSP male 60° seat / BSP adjustable male O-Ring branch tee

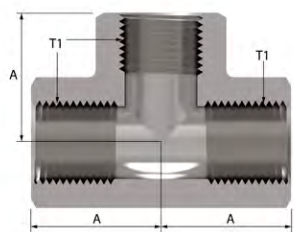


FF4372-(Dash size)
(Ref. Performance per ISO 8434-6 / Performance per ISO 1179-3 L)

Dash size	Tube O.D.		Thread T	A		B		C	
	mm	in		mm	in	mm	in	mm	in
0404S	6,4	0.25	G1/4-19	49,0	1.93	31,8	1.25	21,0	0.08

Danfoss Steel Adapter Catalog

BSP female tee

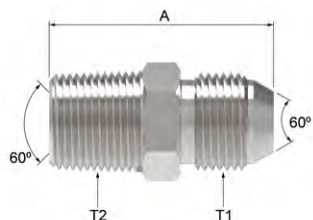


FF4375-(Dash size) (Ref. Performance per ISO 1179-1)

Dash size	Tube O.D.		Thread T	A		B		C	
	mm	in		mm	in	mm	in	mm	in
0808S	12,7	0.50	G1/2-14	31,0	1.22	62,0	2.44	31,0	1.22
1212S	19,0	0.75	G3/4-14	34,5	1.36	69,0	2.72	34,5	1.36

JIS 30° to BSPT

JIS Gas Male 60° Cone / BSPT Male



FF4320-(Dash size)

Dash size	Tube O.D.		Threads		A	
	mm	in	Thread T1	Thread T2	mm	in
0406S	6,4	0.25	G1/4-19	R3/8-19	37,0	1.46
0404S	6,4	0.25	G1/4-19	R1/4-19	36,5	1.44
0604S	9,7	0.38	G3/8-19	R1/4-19	40,5	1.59
0606S	9,7	0.38	G3/8-19	R3/8-19	39,0	1.54
0808S	12,7	0.50	G1/2-14	R1/2-14	48,0	1.89
1212S	19,0	0.75	G3/4-14	R3/4-14	53,0	2.09
1616S	25,4	1.00	G1-11	R1-11	62,0	2.44


F

Metric Adapters



Metric sleeve

Sleeve 3-piece metric

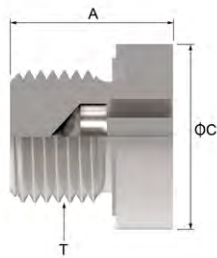


FF91488-(Dash size) (Ref. SAE 070115)
(Formerly Weatherhead series C5165x__M)

Dash size	Tube O.D.		D		L	
	in	mm	in	mm	in	mm
-0406S	1/4	6,1	.241	6,1	10,4	.41
-0508S	5/16	8,1	.320	8,1	11,2	.44
-0610S	3/8	10,1	.399	10,1	12,7	.50
-0812S	1/2	12,1	.478	12,1	14,2	.56
-1014S	5/8	14,1	.556	14,1	16,8	.66
-1015S	5/8	15,1	.596	15,1	16,8	.66
-1016S	5/8	16,2	.636	16,2	16,8	.66
-1218S	3/4	18,2	.717	18,2	17,3	.68
-1420S	7/8	20,1	.793	20,1	19,3	.76
-2030S	1-1/4	30,2	1.191	30,2	23,1	.91
-2032S	1-1/4	32,3	1.270	32,3	23,1	.91

Adapts Standard SAE Flare-Twin™ Hose Ends for use with metric tubing.

Metric Male Captive Seal Hollow Hex Plug



FF91577-(Dash size) (Ref. ISO 9974-4)

Dash size	Thread T	A		C Hex			
		mm	in	mm	in	mm	in
10S	M10 x 1	12,3	0.48	14,0	0.55	5,0	0.20
12S	M12 x 1.5	17,3	0.68	17,0	0.67	6,0	0.24
14S	M14 x 1.5	17,3	0.68	19,0	0.75	6,0	0.24
16S	M16 x 1.5	17,3	0.68	22,0	0.87	8,0	0.31
18S	M18 x 1.5	17,3	0.68	24,0	0.94	8,0	0.31
20S	M20 x 1.5	19,3	0.76	26,0	1.02	10,0	0.39
22S	M22 x 1.5	19,3	0.76	27,0	1.06	10,0	0.39
26S	M26 x 1.5	21,3	0.84	32,0	1.26	12,0	0.47

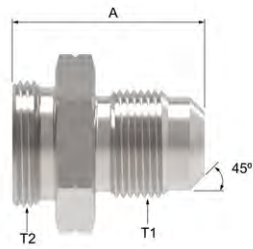
G

SAE 45 Adapters



Danfoss Steel Adapter Catalog

SAE 45° male flare to 5400 male coupling



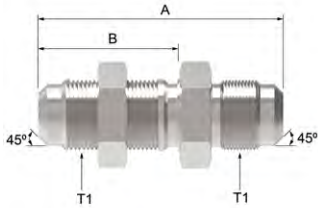
15.247-(Dash size)

Part Number	Thread T1	Thread T2	A mm
6-4	5/8-18	1/2-20	30.5
6-8	5/8-18	7/8-20	30.5
8-4	3/4-16	1/2-20	33.8
8-8	3/4-16	7/8-20	33.5
10-8	7/8-14	7/8-20	37.0
12-12	1 1/16-14	1 1/4-18	42.0
12-16	1 1/16-14	1 19/32-20	43.5

Danfoss Steel Adapter Catalog

SAE 45° flare union

SAE 45° flare bulkhead/45° flare

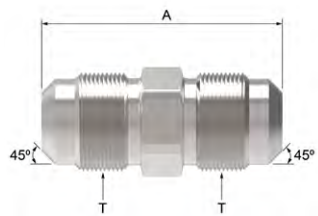


2056-(Dash size)

Dash size	Tube O.D.		Thread T1	Thread T2	A		B		1	
	mm	in			mm	in	mm	in	mm	in
10-10S	16,0	0.63	7/8-14	7/8-14	75,9	2.99	43,9	1.73	28,5	1.12

NOTE Available without nut. Order by 2056-1-(dash size).

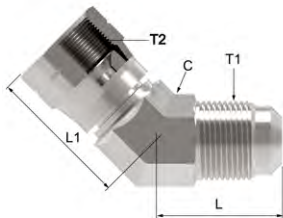
45° flare/45° flare



2060-(Dash size) (Ref. SAE 010101)

Dash size	Tube O.D.		Thread T	A	
	mm	in		mm	in
4-4B	6,3	0.25	7/16-20	30,3	1.19
5-5B	7,9	0.31	1/2-20	34,0	1.34
6-6B	9,6	0.38	5/8-18	38,1	1.50
8-8B	12,7	0.50	3/4-16	46,0	1.81
10-10B	16,0	0.63	7/8-14	53,9	2.12
12-12B	19,0	0.75	1 1/16-14	62,0	2.44

45° swivel elbow female 45° SAE /male 45° SAE (Steel)



FF4174-(Dash size) (Formerly Weatherhead series 9154x)

Dash size	Tube O.D.		Hex C		L		L1		T1	T2
	mm	in	mm	in	mm	in	mm	in		
0606S	9,7	.38	19,0	.75	35,6	1.40	10,9	.43	5/8-18	5/8-18
0808S	12,7	.50	25,4	1.00	44,7	1.76	15,2	.60	3/4-16	3/4-16
1010S	15,9	.63	31,8	1.25	48,8	1.92	16,4	.65	7/8-14	7/8-14


H

Code 61/62 Adapters



Braze and weld to split flange


**Braze/solid flanged head SAE
Standard pressure series (Code 61)**



71418-(Dash size)

Dash size	Split flange size	Tube O.D.		A		B	
		mm	in	mm	in	mm	in
12-12S	3/4	19,0	0.75	7,9	0.31	19,0	0.75
16-12S	3/4	25,4	1.00	7,9	0.31	25,4	1.00
16-16S	1	25,4	1.00	7,9	0.31	25,4	1.00
20-20S	1 1/4	31,7	1.25	7,9	0.31	31,8	1.25
24-24S	1 1/2	38,1	1.50	9,7	0.38	38,1	1.50
32-32S	2	50,8	2.00	9,7	0.38	50,8	2.00
40-40S	2 1/2	63,5	2.50	11,2	0.44	63,5	2.50

**Braze/(flanged head) SAE
Standard pressures series (Code 61)**



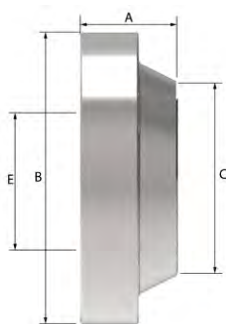
4624-(Dash size)

Dash size	Split flange size	Tube O.D.		A		B	
		mm	in	mm	in	mm	in
12S	3/4	19,0	0.75	7,9	0.31	19,0	0.75
12-16S	3/4	25,4	1.00	7,9	0.31	25,4	1.00
16S	1	25,4	1.00	7,9	0.31	25,4	1.00
16-12S	1	19,0	0.75	7,9	0.31	19,0	0.75
16-20S	1	31,7	1.25	7,9	0.31	31,8	1.25
20S	1 1/4	31,7	1.25	7,9	0.31	31,8	1.25
20-16S	1 1/4	25,4	1.00	7,9	0.31	25,4	1.00
24S	1 1/2	38,1	1.50	9,7	0.38	38,1	1.50
24-16S	1 1/2	25,4	1.00	9,7	0.38	25,4	1.00
24-20S	1 1/2	31,7	1.25	7,9	0.31	31,8	1.25
32S	2	50,8	2.00	9,7	0.38	50,8	2.00
32-16S	2	25,4	1.00	7,1	0.28	25,4	1.00
32-24S	2	38,1	1.50	9,7	0.38	38,1	1.50
40-32S	2 1/2	50,8	2.00	11,2	0.44	50,8	2.00

H

Braze and weld to split flange

Braze/(flanged head) SAE High pressure series (Code 62)




FC1102-(Dash size)

Dash size	Tube O.D.		A		B		C		E	
	mm	in	mm	in	mm	in	mm	in	mm	in
0808S	12,7	0.50	15,7	0.62	31,7	1.25	17,8	0.70	9,9	0.39
1208S	12,7	0.50	15,7	0.62	41,4	1.63	24,1	0.95	9,9	0.39
1212S	19,0	0.75	17,5	0.69	41,4	1.63	24,1	0.95	14,7	0.58
1612S	25,4	1.00	17,5	0.69	47,7	1.88	31,5	1.24	14,7	0.58
1616S	25,4	1.00	15,7	0.62	47,7	1.88	31,5	1.24	20,8	0.82
2012S	31,7	1.25	15,7	0.62	54,1	2.13	38,3	1.51	19,0	0.75
2016S	31,7	1.25	15,7	0.62	54,1	2.13	38,3	1.51	20,8	0.82
2020S	31,7	1.25	15,7	0.62	54,1	2.13	38,1	1.50	26,7	1.05
2416S	38,1	1.50	15,7	0.62	63,5	2.50	46,5	1.83	20,8	0.82
2420S	38,1	1.50	15,7	0.62	63,5	2.50	46,5	1.83	26,7	1.05
2424S	38,1	1.50	19,0	0.75	63,5	2.50	46,5	1.83	32,2	1.27
3224S	50,8	2.00	19,0	0.75	79,5	3.13	63,0	2.48	32,2	1.27
3232S	50,8	2.00	28,4	1.12	79,5	3.13	58,7	2.31	43,7	1.72

H

Buttweld (pipe)/solid flanged head SAE Standard pressure series (Code 61)

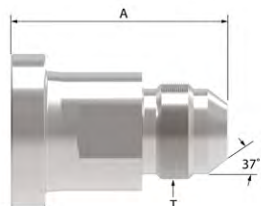


71416-(Dash size)

Dash size	Flange size	A		B	
		mm	in	mm	in
16S	1	27,4	1.08	33,6	1.32
20S	1 1/4	27,4	1.08	42,2	1.66
24S	1 1/2	29,0	1.14	48,3	1.90
32S	2	29,0	1.14	60,4	2.38

SAE split flange to SAE 37° flare

Split flange/SAE 37° flare Standard pressure series (Code 61)



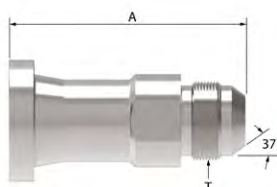
500025-(Dash size) (mates with 449-74446 flanges)

(Formerly Weatherhead 500 series)

The performance rating of these adapters is the lower of the two terminal ends. These adapters are rated to JIC pressures as specified in SAE J514.

Dash size	Split flange size	Tube O.D.		Thread T	A	
		mm	in		mm	in
8S	1/2	12,7	0.50	3/4-16	42,2	1.66
12S	3/4	19,0	0.75	1 1/16-12	48,5	1.91
12-8S	3/4	12,7	0.50	3/4-16	51,6	2.03
16S	1	25,4	1.00	1 5/16-12	51,1	2.01
16-10S	1	16,0	0.63	7/8-14	47,2	1.86
16-12S	1	19,0	0.75	1 1/16-12	58,4	2.30
20S	1 1/4	31,7	1.25	1 5/8-12	62,5	2.46
20-16S	1 1/4	25,4	1.00	1 5/16-12	59,7	2.35
20-24S	1 1/4	38,1	1.50	1 7/8-12	67,0	2.64
24S	1 1/2	38,1	1.50	1 7/8-12	68,8	2.71
24-16S	1 1/2	25,4	1.00	1 5/16-12	61,2	2.41
24-20S	1 1/2	31,7	1.25	1 5/8-12	62,5	2.46
32-16S	2	25,4	1.00	1 5/16-12	58,9	2.32
32-20S	2	31,7	1.25	1 5/8-12	64,0	2.52
32-24S	2	38,1	1.50	1 7/8-12	68,8	2.71
40-24S	2 1/2	38,1	1.50	1 7/8-12	70,4	2.77

Split flange/SAE 37° flare Standard pressure series (Code 62)




FF5541-(Dash size) (mates with FC3425- size-449 flanges)

(Formerly Weatherhead 600 series)

The performance rating of these adapters is the lower of the two terminal ends. These adapters are rated to JIC pressures as specified in SAE J514.

Dash size	Split flange size	Tube O.D.		Thread T	A	
		mm	in		mm	in
1212S	3/4	19,0	0.75	1 1/16-12	80,5	3.17
1616S	1	25,4	1.00	1 5/16-12	95,5	3.76
2016S	1 1/4	25,4	1.00	1 5/16-12	95,5	3.76
2020S	1 1/4	31,7	1.25	1 5/8-12	97,5	3.84
2416S	1 1/2	25,4	1.00	1 5/16-12	95,5	3.76
2420S	1 1/2	31,7	1.25	1 5/8-12	97,5	3.84
2424S	1 1/2	38,1	1.50	1 7/8-12	118,6	4.67

Split flange/SAE 37° flare Standard pressure series (Code 61) - Long adapter



FF5239-(Dash size) (mates with 449-74446 flanges)


(Formerly Weatherhead 500 series)

The performance rating of these adapters is the lower of the two terminal ends. These adapters are rated to JIC pressures as specified in SAE J514.

Dash size	Split flange size	Tube O.D.		Thread T	A	
		mm	in		mm	in
1212S	3/4	19,0	0.75	1 1/16-12	80,5	3.17
1616S	1	25,4	1.00	1 5/16-12	95,5	3.76
2016S	1 1/4	25,4	1.00	1 5/16-12	95,5	3.76
2020S	1 1/4	31,7	1.25	1 5/8-12	97,5	3.84
2416S	1 1/2	25,4	1.00	1 5/16-12	95,5	3.76
2424S	1 1/2	38,1	1.50	1 7/8-12	118,6	4.67

SAE split flange to ORS

ORS/split flange (Code 62)

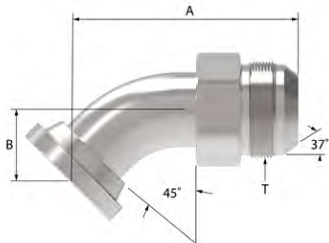


FF5943T-(Dash size)

Dash size	Tube O.D.		Thread T1	A	
	mm	in		mm	in
1212S	19,0	0.75	1 3/16-12	77,7	3.06
1616S	25,4	1.00	1 7/16-12	90,7	3.57

Danfoss Steel Adapter Catalog

Split flange/SAE 37° flare Standard pressure series (Code 61) - Long adapter

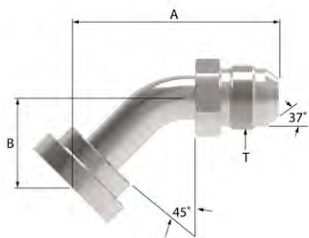


FF5238-(Dash size) (mates with 449-74446 flanges)
(Formerly Weatherhead 545 series)

The performance rating of these adapters is the lower of the two terminal ends.
These adapters are rated to JIC pressures as specified in SAE J514.

Dash size	Split flange size	Tube O.D.		Thread T	A		B	
		mm	in		mm	in	mm	in
1212S	3/4	19,0	0.75	1 1/16-12	78,5	3.09	25,4	1.00
1616S	1	25,4	1.00	1 5/16-12	91,4	3.60	26,9	1.06
1620S	1	31,7	1.25	1 5/8-12	92,6	3.64	26,9	1.06
2020S	1 1/4	31,7	1.25	1 5/8-12	98,0	3.86	29,2	1.15
2420S	1 1/2	31,7	1.25	1 5/8-12	98,0	3.86	35,8	1.41
2424S	1 1/2	38,1	1.50	1 7/8-12	117,1	4.61	35,8	1.41
3232S	2	50,8	2.00	2 1/2-12	153,4	6.04	50,8	2.00

Split flange/SAE 37° flare Standard pressure series (Code 61)

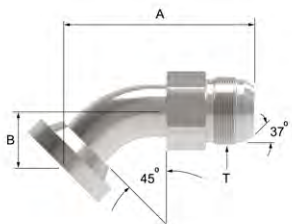


500023-(Dash size) (mates with 449-74446 flanges)
(Formerly Weatherhead 545 series)

The performance rating of these adapters is the lower of the two terminal ends.
These adapters are rated to JIC pressures as specified in SAE J514.

Dash size	Split flange size	Tube O.D.		Thread T	A		B	
		mm	in		mm	in	mm	in
8S	1/2	12,7	0.50	3/4-16	59,4	2.34	25,4	1.00
12S	3/4	19,0	0.75	1 1/16-12	70,3	2.77	25,7	1.01
12-8S	3/4	12,7	0.50	3/4-16	59,4	2.34	25,4	1.00
16S	1	25,4	1.00	1 5/16-12	77,2	3.04	28,7	1.13
16-10S	1	16,0	0.63	7/8-14	65,5	2.58	25,4	1.00
16-12S	1	19,0	0.75	1 1/16-12	70,3	2.77	25,7	1.01
16-20S	1	31,7	1.25	1 5/8-12	82,4	3.25	28,5	1.13
20-12S	1 1/4	19,0	0.75	1 1/16-12	70,3	2.77	25,7	1.01
20-16S	1 1/4	25,4	1.00	1 5/16-12	77,2	3.04	28,7	1.13
24-16S	1 1/2	25,4	1.00	1 5/16-12	78,2	3.08	29,7	1.17
24-20S	1 1/2	31,7	1.25	1 5/8-12	82,3	3.24	28,5	1.12
24-32S	1 1/2	50,8	2.00	2 1/2-12	99,3	3.91	28,5	1.12
40S	2 1/2	63,5	2.50	3-12	131,6	5.18	42,2	1.66
40-24S	2 1/2	38,1	1.50	1 7/8-12	90,9	3.58	29,7	1.17

Split flange/SAE 37° flare Standard pressure series (Code 62) - Long adapter



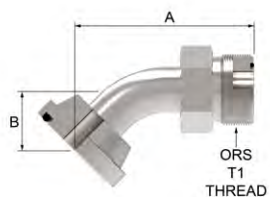
FF5539-(Dash size) (mates with FC3425-size-449 flanges)
(Formerly Weatherhead 645 series)

The performance rating of these adapters is the lower of the two terminal ends.
These adapters are rated to JIC pressures as specified in SAE J514.

Dash size	Split flange size	Tube O.D.		Thread T	A		B	
		mm	in		mm	in	mm	in
12-12S	3/4	19,0	0.75	1 1/16-12	79,8	3.14	25,9	1.02
1612S	1	19,0	0.75	1 1/16-12	78,5	3.09	25,4	1.00
1616S	1	25,4	1.00	1 5/16-12	91,4	3.60	26,9	1.06
2016S	1 1/4	25,4	1.00	1 5/16-12	91,4	3.60	26,9	1.06
2020S	1 1/4	31,7	1.25	1 5/8-12	98,0	3.86	29,2	1.15
2416S	1 1/2	25,4	1.00	1 5/16-12	103,1	4.06	31,8	1.25
2420S	1 1/2	31,7	1.25	1 5/8-12	98,0	3.86	29,2	1.15
2424S	1 1/2	38,1	1.50	1 7/8-12	117,1	4.61	35,8	1.41

Danfoss Steel Adapter Catalog

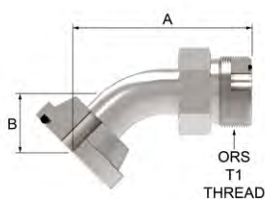
45° ORS/split flange (Code 61)



FF6001T-(Dash size)

Dash size	Tube O.D.		Thread T	A		B	
	mm	in		mm	in	mm	in
1216S	19,0	0.75	1 3/16-12	74,7	2.94	25,4	1.00

45° ORS/split flange (Code 62)



FF6002T-(Dash size)

Dash size	Tube O.D.		Thread T	A		B	
	mm	in		mm	in	mm	in
1212S	19,0	0.75	1 3/16-12	74,7	2.94	25,4	1.00
1616S	25,4	1.00	1 7/16-12	86,6	3.41	26,9	1.06

SAE swivel flange/split flange SAE Standard pressure series (Code 61)



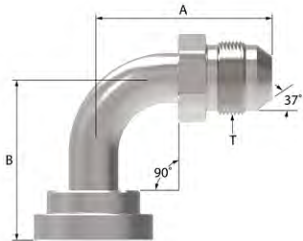
FF5321-(Dash size)

(suitable for pressures through SAE 100R12 4 spiral hose)

Dash size	Shoulder size	Flange size	A		B	
			mm	in	mm	in
1616S	1	1	60,4	2.38	60,4	2.38
2020S	1 1/4	1 1/4	66,5	2.62	66,5	2.62
2424S	1 1/2	1 1/2	79,2	3.12	79,2	3.12
3232S	2	2	114,3	4.50	114,3	4.50

SAE split flange to SAE 37° flare

Split flange/SAE 37° flare Standard pressure series (Code 61)

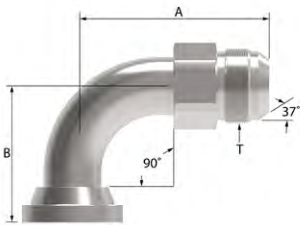


500024-(Dash size) (mates with 449-74446 flanges)
(Formerly Weatherhead 590 series)

The performance rating of these adapters is the lower of the two terminal ends. These adapters are rated to JIC pressures as specified in SAE J514.

Dash size	Split flange size	Tube O.D.		Thread T	A		B	
		mm	in		mm	in	mm	in
8S	1/2	12,7	0.50	3/4-16	45,2	1.78	41,1	1.62
12-8S	3/4	12,7	0.50	3/4-16	45,2	1.78	41,1	1.62
12-10S	3/4	16,0	0.63	7/8-14	60,4	2.38	54,6	2.15
16-10S	1	16,0	0.63	7/8-14	54,9	2.16	53,9	2.12
16-12S	1	19,0	0.75	1 1/16-12	63,2	2.49	54,6	2.15
20-12S	1 1/4	19,0	0.75	1 1/16-12	63,2	2.49	54,6	2.15
20-24S	1 1/4	38,1	1.50	1 7/8-12	90,9	3.58	68,3	2.69
24-16S	1 1/2	25,4	1.00	1 5/16-12	70,9	2.79	62,0	2.44
24-20S	1 1/2	31,7	1.25	1 5/8-12	79,7	3.14	63,5	2.50
24-32S	1 1/2	50,8	2.00	1 7/8-12	100,4	3.95	69,8	2.75
32-20S	2	31,7	1.25	1 5/8-12	79,7	3.14	65,0	2.56
32-24S	2	38,1	1.50	1 7/8-12	90,9	3.58	69,8	2.75
40-24S	2 1/2	38,1	1.50	1 7/8-12	90,9	3.58	71,4	2.81
40-32S	2 1/2	50,8	2.00	2 1/2-12	113,3	4.46	84,1	3.31
40-40S	2 1/2	63,5	2.50	3-12	148,8	5.86	131,8	5.19

Split flange/SAE 37° flare Standard pressure series (Code 61)



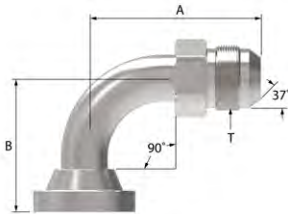
FF5162-(Dash size) (mates with 449-74446 flanges)
(Formerly Weatherhead 590 series)

The performance rating of these adapters is the lower of the two terminal ends. These adapters are rated to JIC pressures as specified in SAE J514.

Dash size	Split flange size	Tube O.D.		Thread T	A		B	
		mm	in		mm	in	mm	in
0808S	1/2	12,7	0.50	3/4-16	54,9	2.16	41,1	1.62
1212S	3/4	19,0	0.75	1 1/16-12	71,4	2.81	54,1	2.13
1612S	1	19,0	0.75	1 1/16-12	71,4	2.81	54,1	2.13
1616S	1	25,4	1.00	1 5/16-12	86,6	3.41	60,4	2.38
1620S	1	31,7	1.25	1 5/8-12	87,9	3.46	60,4	2.38
2016S	1 1/4	25,4	1.00	1 5/16-12	86,6	3.41	60,4	2.38
2020S	1 1/4	31,7	1.25	1 5/8-12	94,2	3.71	66,5	2.62
2416S	1 1/2	25,4	1.00	1 5/16-12	86,6	3.41	60,4	2.38
2420S	1 1/2	31,7	1.25	1 5/8-12	94,2	3.71	66,5	2.62
2424S	1 1/2	38,1	1.50	1 7/8-12	110,0	4.33	79,2	3.12
3232S	2	50,8	2.00	2 1/2-12	145,0	5.71	114,3	4.50

Danfoss Steel Adapter Catalog

Split flange/SAE 37° flare High pressure series (Code 62)



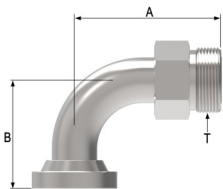
FF5540- (Dash size) (mates with FC3425 - size-449 flanges)

The performance rating of these adapters is the lower of the two terminal ends. These adapters are rated to JIC pressures as specified in SAE J514.

Dash size	Split flange size	Tube O.D.		Thread T	A		B	
		mm	in		mm	in	mm	in
1212S	3/4	19,0	0.75	1 1/16-12	71,4	2.81	54,1	2.13
1612S	1	19,0	0.75	1 1/16-12	71,4	2.81	54,1	2.13
1616S	1	25,4	1.00	1 5/16-12	86,6	3.41	60,4	2.38
2020S	1 1/4	31,7	1.25	1 5/8-12	94,2	3.71	66,5	2.62
2416S	1 1/2	25,4	1.00	1 5/16-12	86,6	3.41	69,8	2.75
2420S	1 1/2	31,7	1.25	1 5/8-12	94,2	3.71	66,5	2.62
2424S	1 1/2	38,1	1.50	1 7/8-12	110,0	4.33	79,2	3.12

H

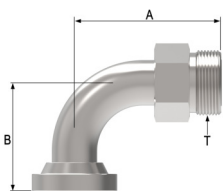
90° ORS/split flange (Code 61)



FF5946T-(Dash size)

Dash size	Tube O.D.		Thread T	A		B	
	mm	in		mm	in	mm	in
1212S	19,0	0.75	1 3/16-12	67,3	2.65	54,1	2.13
1216S	19,0	0.75	1 3/16-12	67,3	2.65	54,1	2.13
1616S	25,4	1.00	1 7/16-12	81,8	3.22	60,2	2.37
2020S	31,7	1.25	1 11/16-12	88,1	3.47	66,5	2.62
2424S	38,1	1.50	2-12	100,8	3.97	79,2	3.12

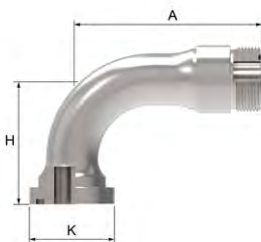
90° ORS/split flange (Code 62)



FF5945T-(Dash size)

Dash size	Tube O.D.		Thread T	A		B	
	mm	in		mm	in	mm	in
1212S	19,0	0.75	1 3/16-12	67,3	2.65	54,1	2.13
1612S	25,4	1.00	1 7/16-12	67,3	2.65	54,1	2.13
1616S	25,4	1.00	1 7/16-12	81,8	3.22	60,2	2.37
1620S	25,4	1.00	1 7/16-12	88,1	3.47	66,5	2.62
2020S	31,7	1.25	1 11/16-12	88,1	3.47	66,5	2.62
2424S	38,1	1.50	2-12	100,8	3.97	79,2	3.12

90° ORS/split flange (Code 62)



FF6062T-(Dash size)

Dash size	Tube O.D.		Thread T	A		B	
	mm	in		mm	in	mm	in
1616S	25,4	1.00	1 7/16-12	105,9	4.17	70,1	2.76

SAE swivel flange to SAE split flange

SAE swivel flange/split flange SAE Standard pressure series (Code 61)

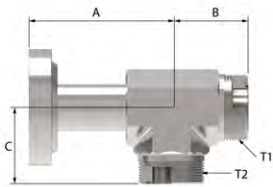


504089-(Dash size)

(suitable for pressures through SAE 100R16 2 wire braid hose)

Dash size	Shoulder size	Flange size	A		B	
			mm	in	mm	in
16S	1	1	52,3	2.06	60,2	2.37
20S	1 1/4	1 1/4	58,7	2.31	63,5	2.50
24S	1 1/2	1 1/2	66,5	2.62	69,8	2.75
32S	2	2	79,2	3.12	82,5	3.25
40S	2 1/2	2 1/2	119,1	4.69	131,8	5.19

ORS/split flange (Code 62)



FF2522T-(Dash size)

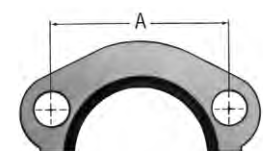
Dash size	Tube O.D.		Thread T1	Thread T2	A		B		C	
	mm	in			mm	in	mm	in	mm	in
1624S	38,1	1.50	1 7/16-12	1 7/16-12	77,8	3.06	41,7	1.64	41,7	1.64

Split flanges

Split flanges

Danfoss has standard pressure series (code 61) and high pressure series (code 62) split flange components in kit form that save time in selecting and ordering. Each kit includes two flange halves, four grade-8 hex bolts, four lock washers and an O-Ring. The standard kit has a Buna-N 90 durometer O-Ring that is compatible with petroleum and water-base hydraulic fluids. Optional kits contain EPDM and Viton* O-Ring for applications where fluid compatibility or high temperatures require other than Buna-N O-Ring.

*Viton is a trademark of The Chemours Company FC, LLC.



Two methods can be used to determine the flange dash size and code. The first is by measuring the flange head diameter on the fitting itself. This is referred to as the "K" dimension. The second is by measuring the "A" dimension on the flange or the flange port. Either will determine the dash size and the code since these dimensions are exclusive to either code 61 or code 62 split flange kits. See chart below for these dimensions.

In some cases, split flange fittings are available for hoses which exceed the pressures listed; when ordering fittings or hose assemblies, the terminal end performance rating may reduce the overall rating of the assembly.

"A" Dim.	"K" Flange head diameter	Flange dash size	Maximum operating pressure*		Recommended bolt torque
			in	psi	
Code 61					
1.50	1.19	-08	350,0	5000	175–225
1.88	1.50	-12	350,0	5000	225–350
2.06	1.75	-16	350,0	5000	325–425
2.31	2.00	-20	280,0	4000	425–550
2.75	2.38	-24	210,0	3000	550–700
3.06	2.81	-32	210,0	3000	650–800
3.50	3.31	-40	175,0	2500	950–1100
4.19	4.00	-48	140,0	2000	1650–1800
Code 62					
1.59	1.25	-08	420,0	6000	175–225
2.00	1.63	-12	420,0	6000	300–400
2.25	1.88	-16	420,0	6000	500–600
2.62	2.12	-20	420,0	6000	750–900
3.12	2.50	-24	420,0	6000	1400–1600
3.81	3.12	-32	420,0	6000	2400–2600

*Per SAE J518 standard.

Assembly procedure

Many leakage problems can be avoided if the split flanges are properly assembled.

To properly assemble

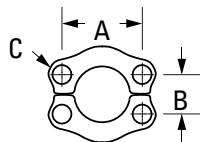
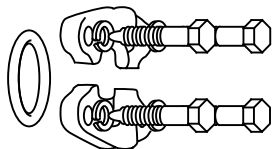
1. Clean all mating surfaces.
2. Lubricate the O-Ring.
3. Partially tighten each bolt in rotation until all are fully tightened to the recommended torque value.

How to order

1. Determine the dash size and the code.
2. Select O-Ring for fluid compatibility.
3. Order by kit number shown on page 152.

Split flange kits

SAE standard pressure series (Code 61) SAE J518



O-Rings material:
Buna-N 90 Durometer

Temperature range:
-40°F to +250°F
(-40°C to + 121°C)

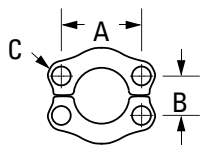
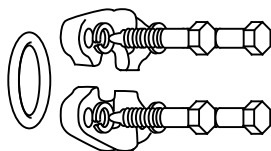
Nominal flange size	Complete kit	*Flange halves 2 required	*Buna-N O-Ring 1 required	*Bolts 4 required	*Lock washer 4 required	A	B	C	Bolt torque lb.-in
1/2	FF593-08	449-74446-8	FF9446-210	FF9442-0520-94	210104-5S	1.50	0.68	0.34	175-225
3/4	FF593-12	449-74446-12	FF9446-214	FF9442-0620-94	210104-6S	1.88	0.88	0.41	250-350
1	FF593-16	449-74446-16	FF9446-219	FF9442-0620-94	210104-2-6S	2.06	1.04	0.41	325-425
1-1/4	FF593-20	449-74446-20	FF9446-222	FF9442-0724-94	210104-7S	2.31	1.18	0.48	425-550
1-1/2	FF593-24	449-74446-24	FF9446-225	FF9442-0824-94	210104-8S	2.75	1.40	0.53	550-700
2	FF593-32	449-74446-32	FF9446-228	FF9442-0824-94	210104-8S	3.06	1.68	0.53	650-800
2-1/2	FF593-40	449-74446-40	FF9446-232	FF9442-0828-94	210104-8S	3.50	2.00	0.53	950-1100
3	FF593-48	449-74446-48	FF9446-237	FF9442-1028-94	210104-10S	4.19	2.44	0.66	1650-1800

* Included in kit.

*Viton kit available as part number FF687-Size. EPDM kit available as part number FF688-size. See page 153 for Viton and EPDM O-Ring part numbers.

Note: All measurements in inches.

SAE high pressure series (Code 62) SAE J518



O-Ring material:
Buna-N 90 Durometer

Temperature range:
-40°F to +250°F
(-40°C to + 121°C)

Note: Code 62 split flange kits cannot be used with Cat flange fittings. Use existing split flanges.

Nominal flange size	Complete kit	*Flange halves 2 required	*Buna-N O-Ring 1 required	*Bolts 4 required	*Lock washer 4 required	A	B	C	Bolt torque lb.-in
3/4	FF595-12	FC3425-12-449	FF9446-214	FF9442-0624-94	210104-6S	2.00	0.94	0.42	300-400
1	FF595-16	FC3425-16-449	FF9446-219	FF9442-0728-94	210104-7S	2.25	1.10	0.50	500-600
1-1/4	FF595-20	FC3425-20-449	FF9446-222	FF9442-0828-94	210104-8S	2.62	1.24	0.60	750-900
1-1/2	FF595-24	FC3425-24-449	FF9446-225	FF9442-1036-94	210104-10S	3.12	1.44	0.66	1400-1600
2	FF595-32	FC3425-32-449	FF9446-228	FF9442-1244-94	210104-12S	3.81	1.76	0.78	2400-2600

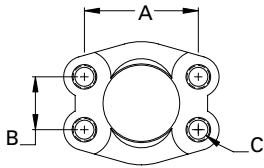
* Included in kit.

* Viton kit available as part number FF689-size. See page 153 for Viton O-Ring part numbers.

Note: All measurements in inches.

Split flange kits

4 hole flange
SAE standard pressure series
(Code 61) SAE J518



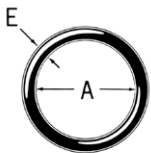
Nominal flange size	4 bolt flange	A	B	C (Threaded)
3/4	FC2119-12-449	1.88	0.88	3/8-16
1	FC2119-16-449	2.06	1.03	7/16-14
1-1/4	FC2119-20-449	2.31	1.19	3/8-16
1-1/2	FC2119-24-449	2.75	1.41	1/2-13
2	FC2119-32-449	3.06	1.69	1/2-13
2-1/2	FC2119-40-449	3.50	2.00	1/2-13

*Available without threads as part number FC3459-size-449.

NOTE All measurements in inches.

H

O-Ring for SAE J518
Split flange



O-Ring base number	Material	Operating temperature range
FF9016 EPDM	80 Durometer	-65°F to +300°F (-55°C to +150°C)
FF9446 Buna-N	90 Durometer Buna-N	-40°F to +250°F (-40°C to +121°C)
22046 Viton	90 Durometer	-15°F to +400°F (-25°C to +205°C)

Viton is a trademark of The Chemours Company FC, LLC.

O-Ring dash size designation	Flange dash size	Nominal flange size	A		E	
			mm	in	mm	in
-210	08	1/2	18,5	0.734	3,5	0.139
-214	12	3/4	24,9	0.984	3,5	0.139
-219	16	1	32,9	1.296	3,5	0.139
-222	20	1 1/4	37,7	1.484	3,5	0.139
-225	24	1 1/2	47,2	1.859	3,5	0.139
-228	32	2	56,7	2.234	3,5	0.139
-232	40	2 1/2	69,4	2.734	3,5	0.139
-237	48	3	85,3	3.359	3,5	0.139

O-Rings and kits

**O-Ring seal kit
FF16087-01**

Includes: metal box,
O-Rings for ORS -4 through -24,
O-Ring boss -04 through -32,
Split flange -08 through -32,
24 packages with twelve
90 durometer nitrile
O-Ring per package.
Replacement O-Ring can be ordered
individually by
part number listed.

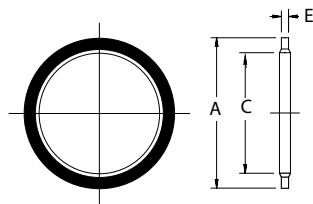


FF16087-01

Connection	Size	Individual O-Ring part no.
ORS	-04	FF9446-11
ORS	-06	FF9446-12
ORS	-08	FF9446-14
ORS	-10	FF9446-16
ORS	-12	FF9446-18
ORS	-16	FF9446-21
ORS	-20	FF9446-25
ORS	-24	FF9446-29
O-Ring Boss	-04	22617-4
O-Ring Boss	-05	22617-5
O-Ring Boss	-06	22617-6
O-Ring Boss	-08	22617-8
O-Ring Boss	-10	22617-10
O-Ring Boss	-12	22617-12
O-Ring Boss	-16	22617-16
O-Ring Boss	-20	22617-20
O-Ring Boss	-24	22617-24
O-Ring Boss	-32	22617-32
Split Flange	-08	FF9446-210
Split Flange	-12	FF9446-214
Split Flange	-16	FF9446-219
Split Flange	-20	FF9446-222
Split Flange	-24	FF9446-225
Split Flange	-32	FF9446-228

**BSPP bonded seal
for DIN 3852-2 ports**

FF9895



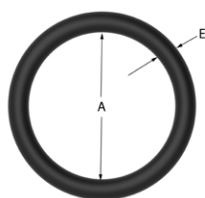
Bonded seal part number	BSPP thread size	A Ref inch	C Ref inch	E Ref inch
FF9895-02	1/8-28	0.625	0.403	0.080
FF9895-04	1/4-19	0.810	0.536	0.080
FF9895-06	3/8-19	0.937	0.675	0.080
FF9895-08	1/2-14	1.125	0.843	0.097
FF9895-10	5/8-14	1.250	0.920	0.097
FF9895-12	3/4-14	1.375	1.060	0.097
FF9895-16	1-11	1.685	1.329	0.133
FF9895-20	1 1/4-11	2.062	1.685	0.133
FF9895-24	1 1/2-11	2.307	1.902	0.133
FF9895-32	2-11	2.875	2.380	0.133

Material: Steel with bonded Nitrile (Buna-N) seal.

Danfoss Steel Adapter Catalog

Designating separate SAE O-Ring boss

To order Danfoss O-Ring separately without fittings specify the size and material by using the O-Ring base number and dash size. The charts offer a simple method to assure the correct O-Ring for your application.

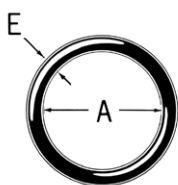


O-Ring base no.	Material	Operating temperature range
22617 (Standard)	Buna-N Nitrile rubber 90 Durometer	-30°F to +250°F (-34°C to +121°C)
22033	EPDM Ethylene propylene diene monomer	-65°F to +212°F (-55°C to +100°C)
22068	Viton Fluoroelastomer 90 Durometer	-15°F to +400°F (-25°C to +205°C)
22012	Buna-N, Low temperature nitrile rubber 90 Durometer	-65°F to +225°F (-55°C to +107°C)

O-Ring dash size	Tube size	A		E	
		mm	in	mm	in
-4	-04 (1/4)	8,9	0.351	1,8	0.072
-6	-06 (3/8)	11,9	0.468	2,0	0.078
-8	-08 (1/2)	16,3	0.644	2,3	0.087
-10	-10 (5/8)	19,3	0.755	2,5	0.097
-12	-12 (3/4)	23,4	0.924	3,0	0.116
-16	-16 (1)	29,7	1.171	3,0	0.116
-20	-20 (1 1/4)	37,6	1.475	3,0	0.118
-24	-24 (1 1/2)	43,7	1.720	3,0	0.118

Designating separate ORS O-Ring

To order Danfoss O-Ring separately without fittings specify the size and material by using the O-Ring designator and O-Ring base number. The charts to the right offer a simple method to assure the correct O-Ring for your application.



O-Ring base no.	Material	Operating temperature range
FF9446 (Standard)	Buna-N Nitrile Rubber 90 Durometer	-40°F to +250°F (-40°C to +121°C)
FF9807	EPDM Ethylene propylene diene monomer	-65°F to +300°F (-55°C to +150°C)
22046	Viton Fluoroelastomer 90 Durometer	-15°F to +400°F (-25°C to +205°C)
FF9855	Buna-N, Low Temperature Nitrile Rubber 90 Durometer	-65°F to +225°F (-55°C to +107°C)
22546	Neoprene 90 Durometer	-65°F to +300°F (-55°C to +150°C)

O-Ring dash size	Tube size	A		E	
		mm	in	mm	in
-11	-04	7,6	0.301	1,8	0.07
-12	-06	9,2	0.364	1,8	0.07
-14	-08	12,4	0.489	1,8	0.07
-16	-10	15,6	0.614	1,8	0.07
-18	-12	18,8	0.739	1,8	0.07
-21	-16	23,5	0.926	1,8	0.07
-25	-20	29,9	1.176	1,8	0.07
-29	-24	37,8	1.489	1,8	0.07

Viton is a trademark of The Chemours Company FC, LLC.

I

Ermeto Adapters



Danfoss Steel Adapter Catalog


Sleeve



7165x (Ref. SAE No. 080115B)

Part number	Tube O.D.	L	Dia. T
7165x2	1/8	0.28	0.20
7165x3	3/16	0.28	0.31
7165x4	1/4	0.34	0.36
7165x5	5/16	0.34	0.42
7165x6	3/8	0.38	0.48
7165x8	1/2	0.38	0.63
7165x10	5/8	0.42	0.75
7165x12	3/4	0.42	0.88
7165x14	7/8	0.42	1.00
7165x16	1	0.42	1.13
7165x20	1 1/4	0.42	1.41
7165x24	1 1/2	0.42	1.66
7165x32	2	0.45	2.19

Sleeve




8165x

Part number	Tube O.D.	L	Dia. T
8165x4	1/4	0.34	0.38
8165x5	5/16	0.34	0.44
8165x6	3/8	0.38	0.50

For use with 8112x diesel nuts only.


Nut



7105x (Ref. SAE No. 080110)

Part number	Tube O.D.	Hex C	L	D Dia
7105x2	1/8	3/8	0.53	0.132
7105x3	3/16	7/16	0.61	0.195
7105x4	1/4	9/16	0.70	0.257
7105x5	5/16	5/8	0.72	0.320
7105x6	3/8	1 1/16	0.75	0.382
7105x8	1/2	7/8	0.84	0.508
7105x10	5/8	1	0.92	0.634
7105x12	3/4	1 1/4	0.97	0.759
7105x14	7/8	1 3/8	1.00	0.884
7105x16	1	1 1/2	1.05	1.009
7105x20	1 1/4	2	1.05	1.263
7105x24	1 1/2	2 1/4	1.03	1.513
7105x32	2	2 7/8	1.12	2.017

Diesel nut



8112x


Part number	Tube O.D.	Thread number	Hex C	L
8112x4	1/4	9/16-18	3/4	.94
8112x5	5/16	5/8-18	1 3/16	1.00
8112x6	3/8	3/4-16	1 5/16	1.13

For use with 8165x sleeve only.

NOTE All measurements are in inches.

Danfoss Steel Adapter Catalog

Cap



7129x (Ref. SAE No. 080112)

Part number	Tube O.D	Hex C	L
7129x4	1/4	9/16	0.70
7129x6	3/8	1 1/16	0.75
7129x8	1/2	7/8	0.84
7129x10	5/8	1	0.92
7129x12	3/4	1 1/4	0.97
7129x16	1	1 1/2	1.05
7129x20	1 1/4	2	1.05

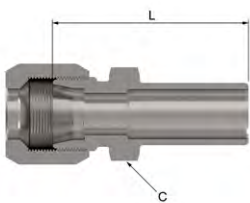
Plug



7229x (Ref. SAE No. 080109)

Part number	Tube O.D	Hex C	L
7229x2	1/8	7/16	0.63
7229x4	1/4	1/2	0.71
7229x5	5/16	9/16	0.71
7229x6	3/8	5/8	0.75
7229x8	1/2	1 3/16	0.85
7229x10	5/8	1 5/16	0.97
7229x12	3/4	1 1/8	1.10
7229x16	1	1 3/8	1.10

Reducer



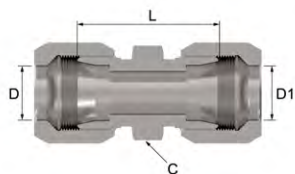
7015x (Ref. SAE No. 080123)

Part number	Body size T	Tube size	Hex C	L
7015x6x4	3/8	1/4	1/2	1.61
7015x8x4	1/2	1/4	9/16	1.73
7015x8x6	1/2	3/8	5/8	1.77
7015x10x8	5/8	1/2	1 3/16	1.96
7015x12x6	3/4	3/8	1 3/16	1.93
7015x12x8	3/4	1/2	1 3/16	2.03
7015x20x16	1 1/4	1	1 3/8	2.28

NOTE All measurements are in inches.

Danfoss Steel Adapter Catalog


Small hex union



7305x (Ref. SAE No. 080101)

Part number	Tube O.D.	Hex C	D	D1	L
7305x2	1/8	7/16	0.093	0.093	1.02
7305x3	3/16	7/16	0.125	0.125	1.11
7305x4	1/4	1/2	0.203	0.203	1.18
7305x5	5/16	9/16	0.234	0.234	1.18
7305x6	3/8	5/8	0.281	0.281	1.24
7305x6x4	3/8 & 1/4	5/8	0.281	0.203	1.22
7305x8	1/2	13/16	0.422	0.422	1.42
7305x8x6	1/2 & 3/8	13/16	0.422	0.281	1.33
7305x10	5/8	15/16	0.500	0.500	1.61
7305x12	3/4	1 1/8	0.656	0.656	1.81
7305x14	7/8	1 1/4	0.718	0.718	1.81
7305x16	1	1 3/8	0.875	0.875	1.81
7305x20	1 1/4	1 11/16	1.093	1.093	1.89
7305x24	1 1/2	2	1.344	1.344	1.96

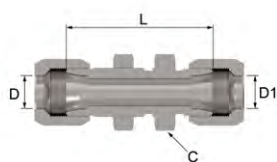
Large hex union



7306x (Ref. SAE No. 080119)

Part number	Tube O.D.	Hex C	D	D1	L
7306x4	1/4	11/16	0.203	0.203	1.18
7306x6	3/8	13/16	0.281	0.281	1.24
7306x8	1/2	1	0.422	0.281	1.33
7306x8x6	1/2 & 3/8	1	0.422	0.422	1.42
7306x12	3/4	1 3/8	0.656	0.656	1.81
7306x16	1	1 5/8	0.875	0.875	1.81

Bulkhead union



7325x (Ref. SAE No. 080601)


Bulkhead nut included, for replacement nuts use 210212-

Part number	Tube O.D.	Hex C	D	L
7325x4	1/4	11/16	0.203	1.89
7325x6	3/8	13/16	0.281	1.98
7325x8	1/2	1	0.422	2.22
7325x12	3/4	1 3/8	0.656	2.72
7325x16	1	1 5/8	0.875	2.72

NOTE All measurements are in inches.

Danfoss Steel Adapter Catalog

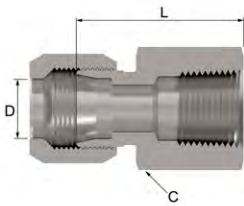
Male connector



7205x (Ref. SAE No. 080102)

Part number	Tube O.D.	Male pipe thread	Hex C	D1 D	Opt.	L
7205x2	1/8	1/8-27	7/16	0.093	0.188	1.04
7205x2X4	1/8	1/4-18	9/16	0.093	0.281	1.25
7205x3	3/16	1/8-27	7/16	0.125	0.188	1.09
7205x4	1/4	1/8-27	1/2	0.203	0.188	1.12
7205x4X4	1/4	1/4-18	9/16	0.203	0.281	1.32
7205x4X6	1/4	3/8-18	3/4	0.203	0.406	1.33
7205x4X8	1/4	1/2-14	7/8	0.203	0.531	1.58
7205x5	5/16	1/8-27	9/16	0.234	0.188	1.12
7205x5X4	5/16	1/4-18	9/16	0.234	0.281	1.32
7205x6	3/8	1/4-18	5/8	0.281	0.281	1.34
7205x6X2	3/8	1/8-27	5/8	0.281	0.188	1.15
7205x6X6	3/8	3/8-18	3/4	0.281	0.406	1.35
7205x6X8	3/8	1/2-14	7/8	0.281	0.531	1.60
7205x8	1/2	3/8-18	13/16	0.422	0.406	1.44
7205x8X4	1/2	1/4-18	13/16	0.422	0.281	1.44
7205x8X8	1/2	1/2-14	7/8	0.422	0.531	1.69
7205x8X12	1/2	3/4-14	1 1/8	0.422	0.719	1.76
7205x10	5/8	1/2-14	15/16	0.500	0.531	1.75
7205x10X6	5/8	3/8-18	15/16	0.500	0.406	1.56
7205x12	3/4	1/2-14	1 1/8	0.656	0.531	1.88
7205x12X8	3/4	3/4-14	1 1/8	0.656	0.719	1.88
7205x14	7/8	3/4-14	1 1/4	0.718	0.719	1.88
7205x16	1	1-11 1/2	1 3/8	0.875	0.938	2.07
7205x16X12	1	3/4-14	1 3/8	0.875	0.719	1.88
7205x20	1 1/4	1 1/4-11 1/2	1 11/16	1.093	1.250	2.18
7205x24	1 1/2	1 1/2-11 1/2	2	1.344	1.500	2.28

Female connector




7255x (Ref. SAE No. 080103)

Part number	Tube O.D.	Female pipe thread	Hex C	D	L
7255x2	1/8	1/8-27	9/16	0.093	1.05
7255x3	3/16	1/8-27	9/16	0.125	1.08
7255x4	1/4	1/8-27	9/16	0.203	1.09
7255x4x4	1/4	1/4-18	3/4	0.203	1.20
7255x5	5/16	1/8-27	9/16	0.234	1.08
7255x6	3/8	1/4-18	3/4	0.281	1.31
7255x6x6	3/8	3/8-18	7/8	0.281	1.40
7255x8	1/2	3/8-18	7/8	0.422	1.47
7255x8x4	1/2	1/4-18	7/8	0.422	1.38
7255x8x8	1/2	1/2-14	1 1/8	0.422	1.63
7255x10	5/8	1/2-14	1 1/8	0.500	1.76
7255x12	3/4	3/4-14	1 3/8	0.656	1.89
7255x14	7/8	3/4-14	1 3/8	0.718	1.86
7255x16	1	1-11 1/2	1 5/8	0.875	2.13
7255x20	1 1/4	1 1/4-11 1/2	2	1.093	2.22

NOTE All measurements are in inches.

Danfoss Steel Adapter Catalog

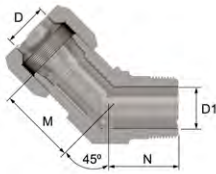
Straight thread O-Ring connector



7315x (Ref. SAE No. 080120)

Part number	Tube O.D.	Port size	Hex C	D	L	D1 opt.
7315x4	1/4	1/4	9/16	0.203	1.13	-
7315x4x5	1/4	5/16	5/8	0.203	1.13	-
7315x4x6	1/4	3/8	11/16	0.203	1.19	0.281
7315x5	5/16	5/16	5/8	0.234	1.13	-
7315x6	3/8	3/8	11/16	0.281	1.21	-
7315x6x8	3/8	1/2	7/8	0.281	1.29	0.422
7315x8	1/2	1/2	7/8	0.422	1.38	-
7315x8x10	1/2	5/8	1	0.422	1.51	0.500
7315x8x12	1/2	3/4	1 1/4	0.422	1.67	0.656
7315x10	5/8	5/8	1	0.500	1.57	-
7315x12	3/4	3/4	1 1/4	0.656	1.79	-
7315x16	1	1	1 1/2	0.875	1.82	-
7315x16x12	1	3/4	1 1/2	0.875	1.82	0.656
7315x20	1 1/4	1 1/4	1 7/8	1.093	1.90	-

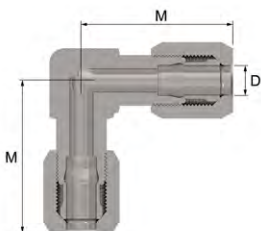
45° male elbow



7355x (Ref. SAE No. 080302)

Part number	Tube O.D.	Male pipe thread	D	D1	M	N	Across flats
7355x4x4	1/4	1/4-18	0.203	0.281	0.83	0.86	9/16
7355x6	3/8	1/4-18	0.281	0.281	0.83	0.86	9/16
7355x8	1/2	3/8-18	0.422	0.406	0.98	0.95	3/4
7355x10	5/8	1/2-14	0.500	0.531	1.08	1.17	7/8
7355x12	3/4	3/4-14	0.656	0.719	1.27	1.20	1 1/16
7355x16	1	1-11 1/2	0.875	0.938	1.36	1.48	1 5/16

90° union elbow



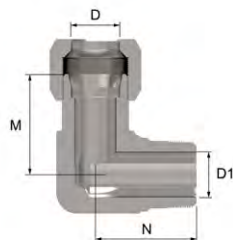
7505x (Ref. SAE No. 080201)

Part number	Tube O.D.	D	M	Across flats
7505x4	1/4	0.203	0.89	7/16
7505x5	5/16	0.234	0.95	1/2
7505x6	3/8	0.281	1.05	9/16
7505x8	1/2	0.422	1.25	3/4
7505x10	5/8	0.500	1.42	7/8
7505x12	3/4	0.656	1.58	1 1/16
7505x14	7/8	0.718	1.66	1 5/16
7505x16	1	0.875	1.73	1 5/16
7505x20	1 1/4	1.093	1.89	1 5/8
7505x24	1 1/2	1.346	2.02	1 7/8

NOTE All measurements are in inches.

Danfoss Steel Adapter Catalog

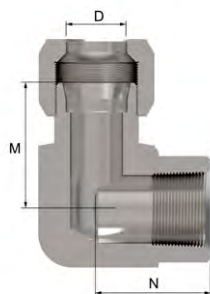
90° male elbow



7405x (Ref. SAE No. 080202)

Part number	Tube O.D.	Male Pipe thread	D	D1	M	N	Across flats
7405x2	1/8	1/8-27	0.093	0.188	0.77	0.72	7/16
7405x3	3/16	1/8-27	0.125	0.188	0.83	0.72	7/16
7405x4	1/4	1/8-27	0.203	0.188	0.89	0.78	7/16
7405x4x4	1/4	1/4-18	0.203	0.281	1.03	1.09	9/16
7405x5	5/16	1/8-27	0.234	0.188	0.95	0.81	1/2
7405x5x4	5/16	1/4-18	0.234	0.281	1.03	1.09	9/16
7405x6	3/8	1/4-18	0.281	0.281	1.05	1.09	9/16
7405x6x2	3/8	1/8-27	0.281	0.188	1.05	0.90	9/16
7405x6x6	3/8	3/8-18	0.281	0.406	1.16	1.22	3/4
7405x6x8	3/8	1/2-14	0.281	0.531	1.24	1.47	7/8
7405x8	1/2	3/8-18	0.422	0.406	1.25	1.22	3/4
7405x8x4	1/2	1/4-18	0.422	0.281	1.25	1.22	3/4
7405x8x8	1/2	1/2-14	0.422	0.531	1.35	1.47	7/8
7405x10	5/8	1/2-14	0.500	0.531	1.42	1.47	7/8
7405x10x6	5/8	3/8-18	0.500	0.406	1.42	1.28	7/8
7405x12	3/4	3/4-14	0.656	0.719	1.58	1.59	1 1/16
7405x12x8	3/4	1/2-14	0.656	0.531	1.58	1.59	1 1/16
7405x14	7/8	3/4-14	0.718	0.719	1.62	1.69	1 5/16
7405x16	1	1-11 1/2	0.875	0.938	1.73	1.97	1 5/16
7405x16x12	1	3/4-14	0.875	0.719	1.73	1.78	1 5/16
7405x20	1 1/4	1 1/4-11 1/2	1.093	1.250	1.89	2.38	1 5/8
7405x24	1 1/2	1 1/2-11 1/2	1.344	1.500	2.02	2.64	1 7/8

90° female elbow



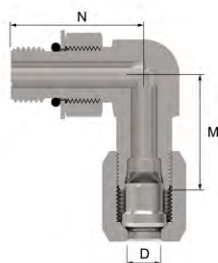
7455x (Ref. SAE No. 080203)

Part number	Tube O.D.	Female Pipe thread	D	M	N	Across flats
7455x4	1/4	1/8-27	0.203	0.89	0.66	9/16
7455x4x4	1/4	1/4-18	0.203	1.03	0.88	3/4
7455x6	3/8	1/4-18	0.281	1.05	0.88	3/4
7455x6x6	3/8	3/8-18	0.281	1.14	1.02	7/8
7455x8	1/2	3/8-18	0.422	1.23	1.02	7/8
7455x8x8	1/2	1/2-14	0.422	1.35	1.23	1 1/16
7455x10	5/8	1/2-14	0.500	1.42	1.23	1 1/16
7455x12	3/4	3/4-14	0.656	1.58	1.36	1 5/16
7455x14	7/8	3/4-14	0.718	1.66	1.42	1 5/16
7455x16	1	1-11 1/2	0.875	1.73	1.62	1 5/8

NOTE All measurements are in inches.

Danfoss Steel Adapter Catalog


90° elbow - straight thread O-Ring



7515x (Ref. SAE No. 080220)

Part number	Tube O.D.	Port size	D	M	N	Across flats
7515x4	1/4	1/4	0.203	0.89	1.03	7/16
7515x5	5/16	5/16	0.234	0.96	2.13	9/16
7515x6	3/8	3/8	0.281	1.05	1.25	9/16
7515x8	1/2	1/2	0.422	1.25	1.45	3/4
7515x10	5/8	5/8	0.500	1.42	1.70	7/8
7515x12	3/4	3/4	0.656	1.58	1.94	1 1/16
7515x16	1	1	0.875	1.73	2.05	1 5/16
7515x20	1 1/4	1 1/4	1.093	1.89	2.25	1 5/8

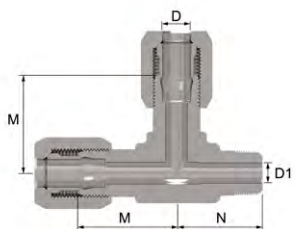
Union tee



7705x (Ref. SAE No. 080401)

Part number	Tube O.D.	D	M	Across flats
7705x3	3/16	0.125	0.83	7/16
7705x4	1/4	0.203	0.89	7/16
7705x5	5/16	0.234	0.95	9/16
7705x6	3/8	0.281	1.05	9/16
7705x8	1/2	0.422	1.25	3/4
7705x10	5/8	0.500	1.42	7/8
7705x12	3/4	0.656	1.58	1 1/16
7705x14	7/8	0.718	1.62	1 5/16
7705x16	1	0.875	1.73	1 5/16

Male run tee



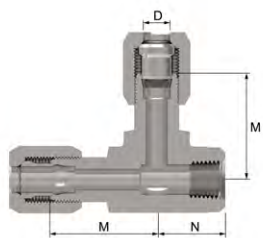
7755x (Ref. SAE No. 080424)

Part number	Tube O.D.	Male pipe thread	D	D1	M	N	Across flats
7755x4	1/4	1/8-27	0.203	0.188	0.89	0.78	7/16
7755x4x4x4	1/4	1/4-18	0.203	0.281	1.03	1.09	9/16
7755x6	3/8	1/4-18	0.281	0.281	1.05	1.09	9/16
7755x8	1/2	3/8-18	0.422	0.422	1.25	1.22	3/4
7755x8x8x8	1/2	1/2-14	0.422	0.531	1.35	1.47	7/8
7755x10	5/8	1/2-14	0.500	0.531	1.42	1.47	7/8
7755x12	3/4	3/4-14	0.656	0.719	1.58	1.59	1 1/16
7755x16	1	1-11 1/2	0.875	0.938	1.73	1.97	1 5/16

NOTE All measurements are in inches.

Danfoss Steel Adapter Catalog

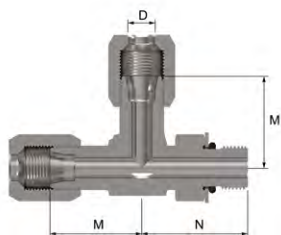
Female run tee



7805x (Ref SAE No. 080426)

Part number	Tube O.D.	Female pipe thread	D	M	N	Across flats
7805x4	1/4	1/8-27	0.203	0.89	0.66	9/16
7805x4x4x4	1/4	1/4-18	0.200	1.03	0.88	3/4
7805x6	3/8	1/4-18	0.281	1.05	0.88	3/4
7805x8	1/2	3/8-18	0.422	1.23	1.02	7/8
7805x10	5/8	1/2-14	0.500	1.42	1.23	1

Straight thread O-Ring run tee



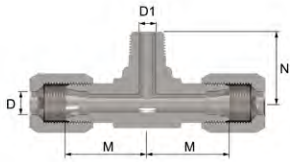
7716x (Ref. SAE No. 080428)

Part number	Tube O.D.	Port size	D	M	N	Across flats
7716x4	1/4	1/4	0.203	0.89	1.03	7/16
7716x6	3/8	3/8	0.281	1.05	1.25	9/16
7716x8	1/2	1/2	0.420	1.25	1.45	3/4

NOTE All measurements are in inches.

Danfoss Steel Adapter Catalog


Male branch tee



7605x (Ref. SAE No. 080425)

Part number	Tube O.D.	Male pipe thread	D	D1	M	N	Across flats
7605x4	1/4	1/8-27	0.203	0.188	0.89	0.78	7/16
7605x4x4x4	1/4	1/4-18	0.203	0.281	1.03	1.09	9/16
7605x6	3/8	1/4-18	0.281	0.281	1.05	1.09	9/16
7605x8	1/2	3/8-18	0.422	0.406	1.25	1.22	3/4
7605x8x8x8	1/2	1/2-14	0.422	0.531	1.35	1.47	7/8
7605x10	5/8	1/2-14	0.500	0.531	1.42	1.47	7/8
7605x12	3/4	3/4-14	0.656	0.719	1.58	1.59	1 1/16
7605x16	1	1-11 1/2	0.875	0.938	1.73	1.97	1 5/16

Female branch tee



7655x (Ref. SAE No. 080427)

Part number	Tube O.D.	Female pipe thread	D	M	N	Across flats
7655x4	1/4	1/8-27	0.203	0.89	0.66	9/16
7655x4x4x4	1/4	1/4-18	0.203	1.03	0.88	3/4
7655x6	3/8	1/4-18	0.281	1.05	0.88	3/4
7655x8	1/2	3/8-18	0.422	1.23	1.02	7/8
7655x10	5/8	1/2-14	0.500	1.42	1.23	1 1/16
7655x12	3/4	3/4-14	0.656	1.58	1.36	1 5/16
7655x16	1	1-11 1/2	0.875	1.73	1.62	1 5/8

NOTE All measurements are in inches.

Danfoss Steel Adapter Catalog

Index

Part number	Page number	Part number	Page number	Part number	Page number	Part number	Page number
15.063	74	2070	80	202114	60	FF1009	125
15.147	74	2071	91	202124	76	FF1010	125
15.163	78	2080	122	202232	76	FF1065	97
15.164	78	2081	107	202411	86	FF1162	119
15.165	78	2082	101	202413	86	FF1167	126
15.247	139	2083	104	202414	87	FF1315	73
1290	52	2084	105	202701	58	FF1327	76
2000	110	2085	115	202702	57	FF1353	75
2001	111	2086	111	202712	70	FF1354	75
2003	119	2087	115	202713	58	FF1796	104
2004	108	2088	111	202901	94	FF1851T	40
2007	113	2089	116	203002	98	FF1852T	36
2015	108	2090	119	203003	93	FF1854T	37
2018	63	2091	120	203005	93	FF1856T	40
2020	99	2092	120	203006	94	FF1861T	48
2021	59	2093	120	203007	96	FF1865T	48
2022	62	2096	107	203008	97	FF1868T	44
2023	79	2215	76	203101	98	FF1898T	49
2024	85	2216	102	203102	98	FF1922T	40
2025	84	2220	124	203103	95	FF1980	108
2027	71	2222	101	203104	96	FF1981	73
2028	96	2229	125	203301	94	FF1994T	39
2029	94	2239	62	206209	83	FF2000T	38
2030	95	2240	61	206801	114	FF2001T	49
2031	95	2242	64	206804	114	FF2030T	46
2033	97	2243	80	210212	53	FF2031T	37
2039	90	2244	83	210292	55	FF2032T	45
2040	106	2246	103	210294	53	FF2033T	49
2041	72	2247	116	221000	53	FF2035T	46
2042	80	2249	84	221501	72	FF2068T	42
2043	90	2250	87	500023	146	FF2093T	43
2044	79	2251	116	500024	148	FF2098T	47
2045	109	2252	117	500025	144	FF2114T	50
2046	109	2253	121	500454	90	FF2115T	50
2047	118	2254	121	504089	150	FF2130T	41
2048	118	2255	121	504095	91	FF2133T	43
2049	112	2256	120	900598	124	FF2138	124
2050	112	2257	121	900599	56	FF2144T	43
2056	140	2266	61	900605	55	FF2174T	50
2060	140	4624	142	FC1102	143	FF2209T	42
2061	81	71416	143	FC1229	35	FF2227T	45
2062	82	71418	142	FC1851	31	FF2281T	41
2063	63	73014	69	FC2325	34	FF2313T	39
2066	103	73056	104	FC2326	34	FF2485T	38
2067	113	202003	99	FC2875	52	FF2522T	150
2068	114	202113	60	FC3425	149	FF2591	126

Danfoss Steel Adapter Catalog

Index

Part number	Page number	Part number	Page number	Part number	Page number
FF2593	75	FF4367	133	GG308	89
FF2742T	37	FF4368	88	GG310	91
FF2744T	46	FF4369	92		
FF3910	83	FF4370	92		
FF4174	140	FF4371	134		
FF4175	117	FF4372	134		
FF4177	101	FF4373	97		
FF4179	67	FF4374	96		
FF4180	110	FF4375	135		
FF4181	77	FF5162	148		
FF4183	105	FF5163	89		
FF4184	69	FF5164	89		
FF4185	105	FF5238	146		
FF4186	106	FF5239	145		
FF4215	70	FF5321	147		
FF4269T	38	FF5539	146		
FF4272T	39	FF5540	149		
FF4275	130	FF5541	144		
FF4277	66	FF5943T	144		
FF4278T	41	FF5945T	149		
FF4279	66	FF5946T	149		
FF4281	75	FF6001T	147		
FF4283	131	FF6002T	147		
FF4284T	42	FF6062T	149		
FF4285	71	FF90102	31		
FF4287	110	FF90103	31		
FF4290	132	FF9075	32		
FF4291T	46	FF91488	137		
FF4292	133	FF91494	101		
FF4296	133	FF91571	128		
FF4297	133	FF91572	128		
FF4303	134	FF91573	128		
FF4304	134	FF91577	137		
FF4305	134	FF91579	129		
FF4306	97	FF91580	129		
FF4308	80	FF91666	56		
FF4315	64	FF9173	54		
FF4320	135	FF9605	54		
FF4321	131	FF9766	34		
FF4323	131	FF9767T	33		
FF4330	68	FF9768	32		
FF4362	65	FF9863	33		
FF4363	67	GG106	65		
FF4364	67	GG108	68		
FF4365	132	GG110	74		
FF4366	73	GG306	88		



ENGINEERING
TOMORROW



Danfoss Power Solutions, Nordborgvej 81, 6430 Nordborg, Denmark, Tel. +45 74 88 22 22, Fax +45 74 65 25 80
www.danfoss.com, E-mail: info@danfoss.com

Any information, including, but not limited to information on selection of product, its application or use, product design, weight, dimensions, capacity or any other technical data in product manuals, catalogues descriptions, advertisements, etc. and whether made available in writing, orally, electronically, online or via download, shall be considered informative, and is only binding if and to the extent, explicit reference is made in a quotation or order confirmation. Danfoss cannot accept any responsibility for possible errors in catalogues, brochures, videos and other material. Danfoss reserves the right to alter its products without notice. This also applies to products ordered but not delivered provided that such alterations can be made without changes to form, fit or function of the product. All trademarks in this material are property of Danfoss A/S or Danfoss group companies. Danfoss and the Danfoss logo are trademarks of Danfoss A/S. All rights reserved.