




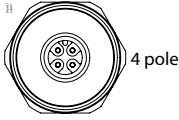
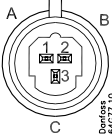
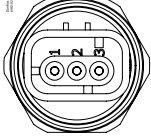

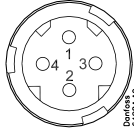



Installation guide

Pressure transmitters

DST P1XX

075R0013

075R0013

 	<p>Electrical connection: Elektrisk tilslutning: Elektrischer Anschluss: Raccordement électrique: Conexión eléctrica: Connessione elettrica:</p>		<p>See product label Se produktskilt Siehe Produktschild Voir étiquette du produit Ver la pegatina en el producto Vedi etichetta sulla confezione</p>			
	<p>Electrical connector has to be mounted on the Pressure Transmitter before pressure is added on the application</p>	<p>Elektrisk tilslutning skal tilsluttes tryktransmitteren før der kommer tryk på applikationen</p>	<p>Der elektrische Anschlusstecker muss am Drucktransmitter montiert werden, bevor Druck auf die Anlage gegeben wird</p>	<p>Le transmetteur de pression doit être raccordé électriquement avant que l'application ne soit sous pression</p>	<p>El conector eléctrico tiene que estar montado en el transmisor de presión antes de que se añada presión en la aplicación</p>	<p>Il connettore elettrico deve essere montato sul Trasmettitore di pressione prima che venga applicata pressione sul sistema</p>
	<p>M12 x 1, 4 pin</p>  <p>4 pole</p>	<p>Metri-Pack 150</p>  <p>Danfoss 64677.10</p>	<p>AMPseal 16</p> 	<p>Deutsch DT04, 4pin</p> 		
	<p>ISO 15170, Bayonet</p>  <p>Danfoss 61624.10</p>			 <p>DST P1XX</p> <p>Danfoss 61624.10</p>		
		<p>American and Canadian approvals: Must be powered by Class 2 power supply</p> <ol style="list-style-type: none"> 1. Automatic electrical controls acc. to UL 60730-1 and part 2-6 /CAN/CSA E60730 and part 2-6, file E31024. 2. Equipment for process measurement and control acc. to UL 61010-1 / CSA C22.2 No. 61010-1-12, file E494625. 3. Nonincendive electrical equipment for use in Class I, Div. 2, Groups A, B, C & D hazardous locations in acc. to UL 121201 / C22.2 No. CSA-213, file E510763. 4. The MWP 50 bar (max. working pressure)' 5. Evaluated for pollution Degree 2 6. Altitude up to 8000 m 7. Max. R.H. 95% non-condensing 8. Overvoltage category I 				

	Type	DST P1XX	Current output	Absolute voltage output	Ratiometric output	
	Max. ambient temperature		85 °C / 212 °F	125 °C / 257 °F	125 °C / 257 °F	
	Temperature code		T4	T4	T4	
	Voltage Supply		+ 8 to 28 V DC	+ 8 to 32 V DC	+ 5V DC ± 10%	
	Output		4 - 20 mA	0 - 10 Vi	10 - 90% Vss	

SAE Female Flare

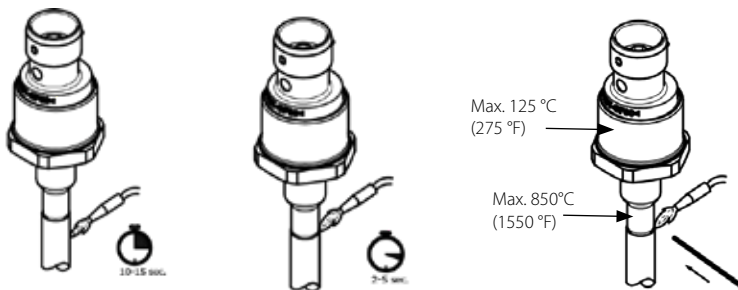


SAE Female Flare

- Suitable for use with Schrader Valve connections
- Recommended installation torque: 17Nm (12.5 ft-lb)¹⁾

¹⁾ Only for reference. Mating materials and thread sealants might require different torque values among applications.

1/4" Solder connection



- Under these conditions no additional cooling of the sensor is required
- Nitrogen shielding optional