

ENGINEERING
TOMORROW



Parts Manual

Digital Displacement

DDP096 pump



Revision history*Table of revisions*

Date	Changed	Rev
March 2024	Added modules BA, BG, and BE	0102
April 2022	First edition	0101

Contents

General information

Service parts identification.....	4
Nameplate.....	4
Date code.....	5
About service bulletins.....	5
Procedure to identify a part.....	6
Adobe Acrobat 2-page viewing.....	6
Order code.....	7

Mounting flange

Mounting flange C.....	8
------------------------	---

Sensors and harness

Sensors and harness AA and BA.....	10
Sensors and harness AG and BG.....	12
Sensors and harness AE and BE.....	14

Common parts

Common parts A.....	16
---------------------	----

General information

Service parts identification

The following information and procedure is used to identify the module group, item number, manufacture date, part number, and part name of the parts included in the Digital Displacement® Pump DDP096.

The parts listed include all parts which may be used when performing either “Minor Repairs”, “Major Repairs” or “Conversions” on the DDP096.

Nameplate

Each unit will have a nameplate affixed to the housing. The nameplate of the DDP096 will include the following information:

Model code

The Danfoss model code completely defines the specific unit and must be used when ordering parts to service this product.

Model/material number

The Danfoss model number (also known as material number) is used by the factory in manufacturing. On repeat orders, a complete unit can be ordered by the model number.

Serial number

The Danfoss serial number is used to identify the manufacture date and the unit sequence in the build. The serial number is also used to identify the units warranty time period.

The letter code indicates the location of original manufacture (assembly).

The first number (2 digits) indicates the year of manufacture. The second number (2 digits) indicates the calendar week of manufacture.

The third number (5 digits) is a sequential number used to identify a specific unit.



The nameplate of the DDP096 pump is specific to the pump and different from the nameplate of the DPC12 controller.

If the nameplate does not match the above picture, please contact your Danfoss representative for more information.

General information

Date code

The date code is defined as the year and week of manufacture. The same item number may list more than one part number. This indicates that there is more than one configuration for that item number. You will see that there are different date codes for the different part numbers. Find the date code of your unit from the nameplate to determine which service part number you need to order.

Example: The service part desired is item G30

Order Code	Item	Date Begin	Date End	Part Number	Part Name	Qty. per Model/Kit
80	G30	89-17		8000243	End cap gasket	1
	G30		89-16	8000151	End cap gasket (SB-1995-006)	1

All units using this order code with a date code prior to 89-17 must use part number "8000151." All units with a date code of 89-17 and newer must use part number "8000243."

About service bulletins

A Service Bulletin Number (SB-____-____) may follow the "Part Name" of the part you desire. You must read that Service Bulletin prior to ordering that part. The information contained in these Service Bulletins, as of the print date of this bulletin, are included at the end of this manual. Service Bulletins contain more detailed information such as interchangeability, what additional parts are involved, etc. It is suggested that you add additional Service Bulletins to this manual as you receive them.

General information

Procedure to identify a part

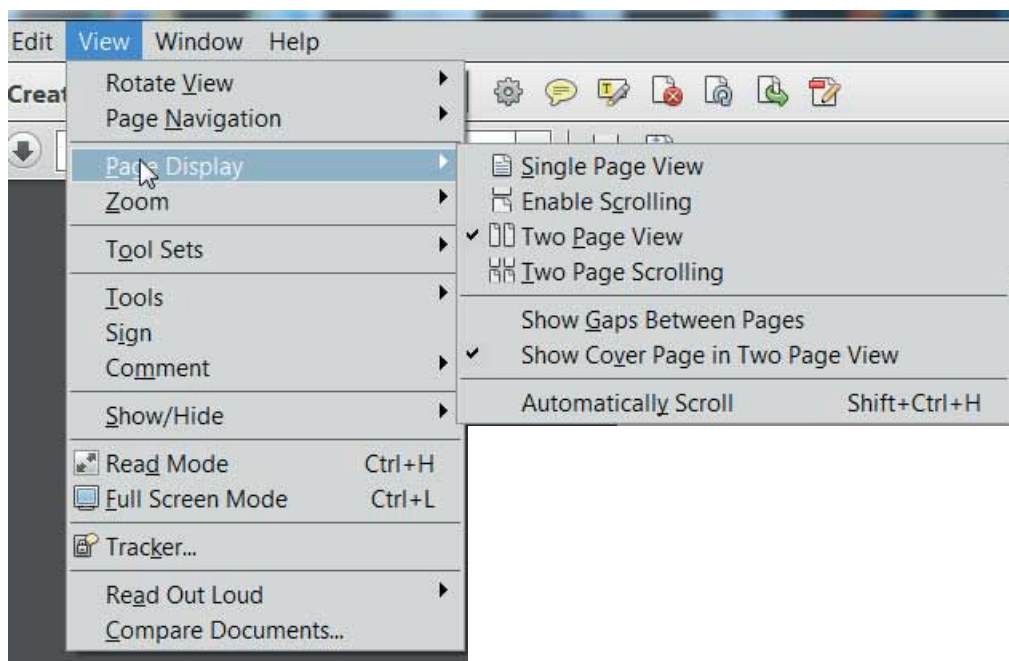
The modular design of this product results in a simplified service parts list and part number identification procedure.

The same item numbers are used for same part names on all units within a product type. A part number that has another number following it in parentheses is done to make this a world wide manual.

Adobe Acrobat 2-page viewing

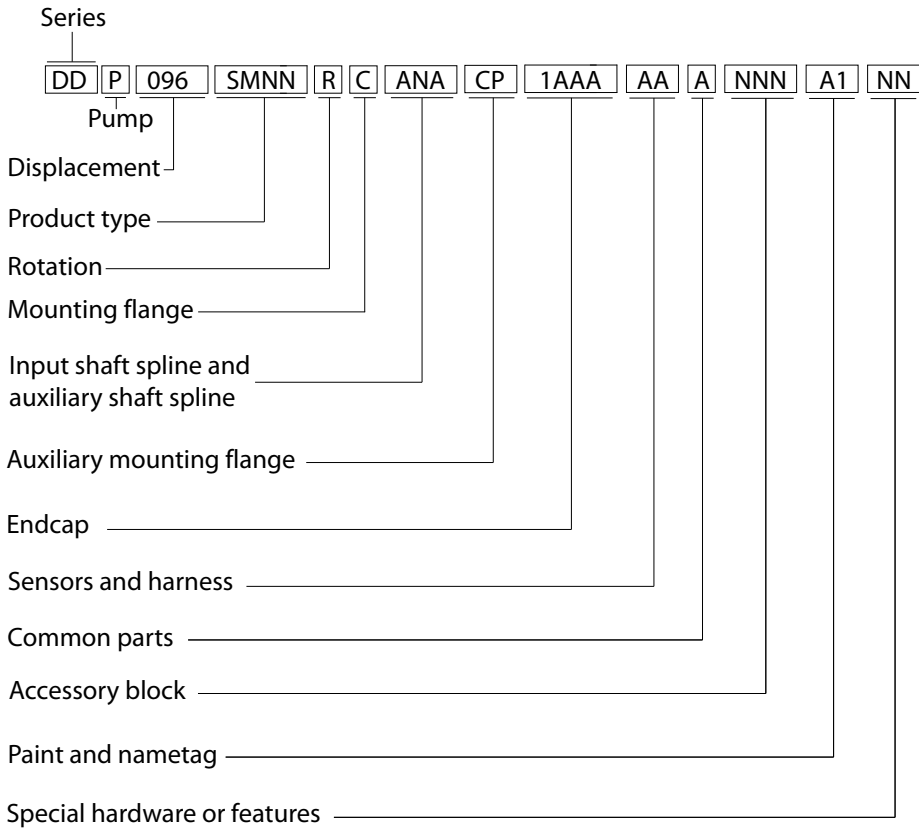
While viewing manual in Adobe Acrobat, the following settings need to be applied to ensure proper page display.

1. Select "View" → "Page Display" → "Two Page View"
2. Select "View" → "Page Display" → "Show Cover Page in Two Page View"



General information

Order code

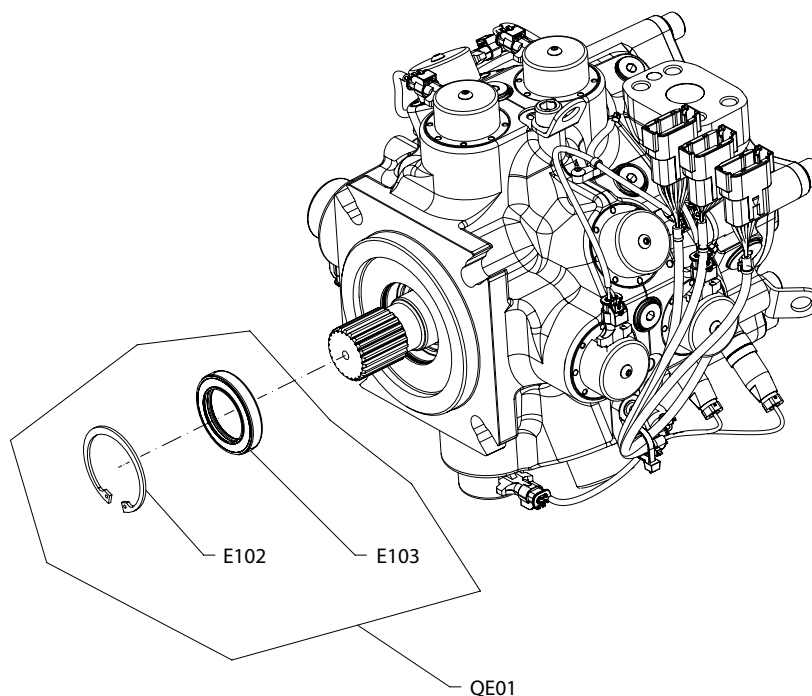


The DPC12 is not serviceable; all model code sections relating to the DPC12 have been removed.
If the model code on the nameplate does not match the above picture, please contact your Danfoss representative for more information.

Mounting flange

DDP mounting flange C

Parts configuration



Generic housing used to show part location only.

Mounting flange

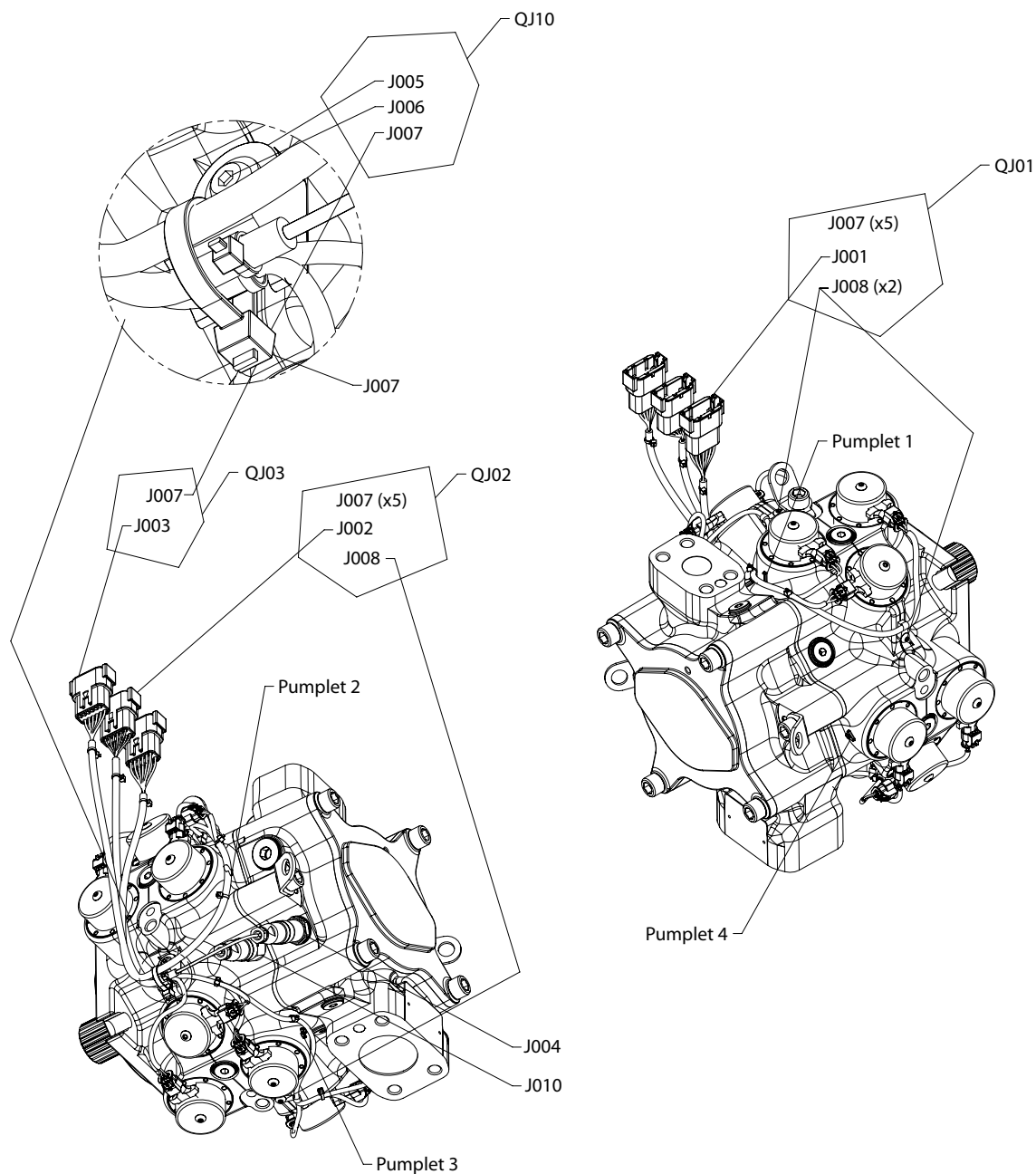
Order code: C

Item	Date Begin	Date End	Part Number	Part Name	Qty. per Model/Kit
E102	19-50		11224075	Circlip (retaining ring)	1
E103	19-50		11224074	Shaft seal	1
QE01	19-50		11287055	Shaft seal kit	1

Sensors and harness

DDP sensors and harness AA or BA

Parts configuration



Generic housing (single-outlet pump) used to show part location only.

Sensors and harness

Order code: AA

Item	Date Begin	Date End	Part Number	Part Name	Qty. per Model/Kit
J001	19-50		11258713	Coil harness "A"	1
J002	19-50		11258714	Coil harness "B"	1
J003	19-50		11251651	1-service sensor harness (with M12 connectors)	1
J004	19-50		11224090	Pressure sensor (with M12 connector)	1
J005	19-50		11257518	Clip for main anchor	1
J006	19-50		11258757	Screw for main anchor	1
J007	19-50		11257478	Cable tie for main anchor	1
J008	19-50		11258744	Screw for anchoring tie	3
J010	19-50		11219076	Speed and temperature sensor (with M12 connector)	1
QJ01	19-50		11297657	Coil harness "A" kit	1
QJ02	19-50		11297804	Coil harness "B" kit	1
QJ03	19-50		11297830	Sensor harness kit	1
QJ10	19-50		11297831	Main anchor kit	1

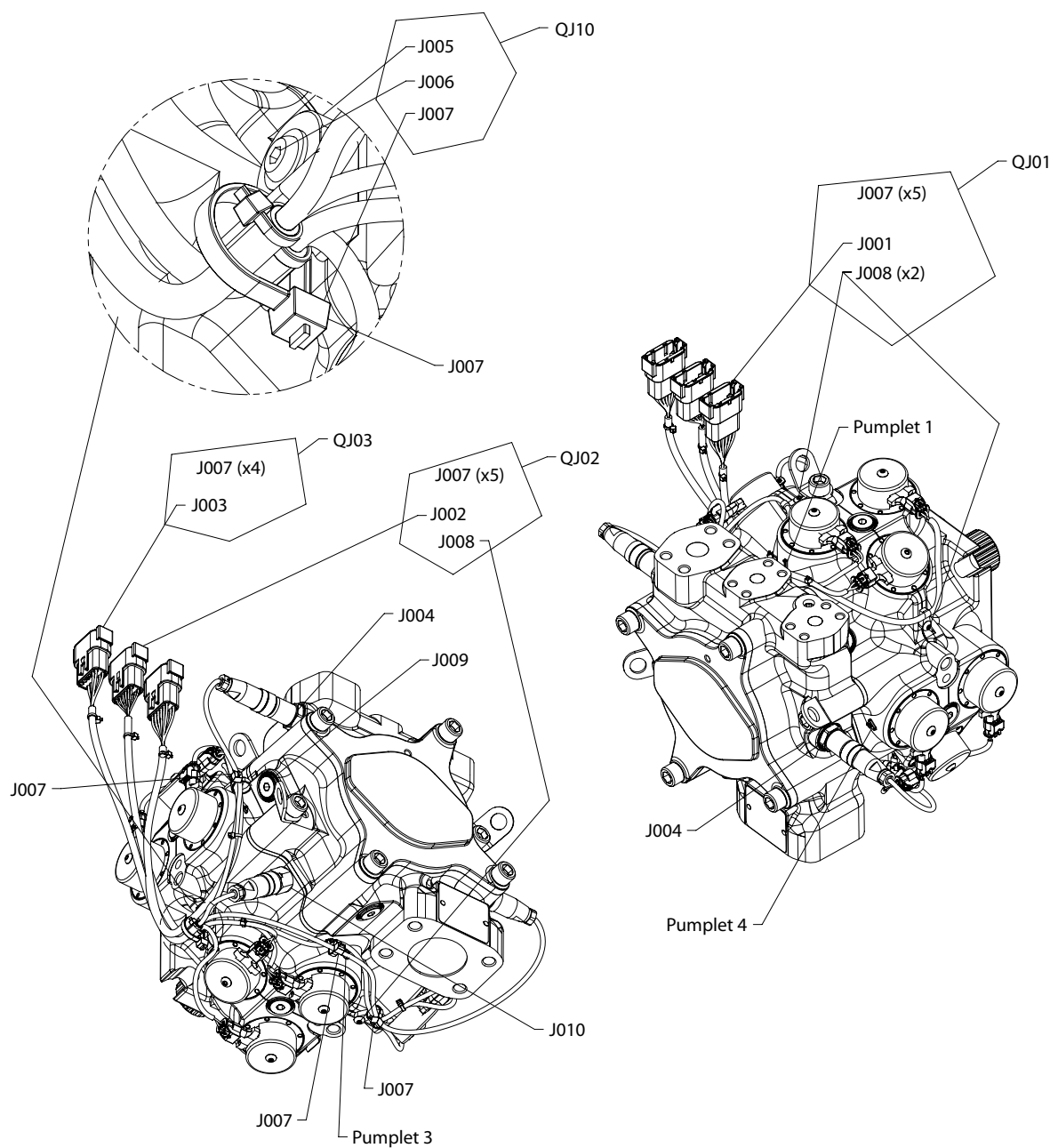
Order code: BA

Item	Date Begin	Date End	Part Number	Part Name	Qty per Model/Kit
J001	23-13		11258713	Coil harness "A"	1
J002	23-13		11258714	Coil harness "B"	1
J003	23-13		11271826	1-service sensor harness (with DT connectors)	1
J004	23-13		11284771	Pressure sensor (with DT connector)	1
J005	23-13		11257518	Clip for main anchor	1
J006	23-13		11258757	Screw for main anchor	1
J007	23-13		11257478	Cable tie for main anchor	1
J008	23-13		11258744	Screw for anchoring tie	3
J010	23-13		11265403	Speed and temperature sensor (with DT connector)	1
QJ01	23-13		11297657	Coil harness "A" kit	1
QJ02	23-13		11297804	Coil harness "B" kit	1
QJ03	23-13		11317368	Sensor harness kit	1
QJ10	23-13		11297831	Main anchor kit	1

Sensors and harness

DDP sensors and harness AG or BG

Parts configuration



Generic housing (multi-outlet pump) used to show part location only.

Sensors and harness

Order code: AG

Item	Date Begin	Date End	Part Number	Part Name	Qty per Model/Kit
J001	21-23		11258713	Coil harness "A"	1
J002	21-23		11258714	Coil harness "B"	1
J003	21-23		11266930	2-service sensor harness (with M12 connectors)	1
J004	21-23		11224090	Pressure sensor (with M12 connector)	2
J005	21-23		11257518	Clip for main anchor	1
J006	21-23		11258757	Screw for main anchor	1
J007	21-23		11257478	Cable tie for main anchor and harness	4
J008	21-23		11258744	Screw for anchoring tie	3
J010	21-23		11219076	Speed and temperature sensor (with M12 connector)	1
QJ01	21-23		11297657	Coil harness "A" kit	1
QJ02	21-23		11297804	Coil harness "B" kit	1
QJ03	21-23		11297839	Sensor harness kit	1
QJ10	21-23		11297831	Main anchor kit	1

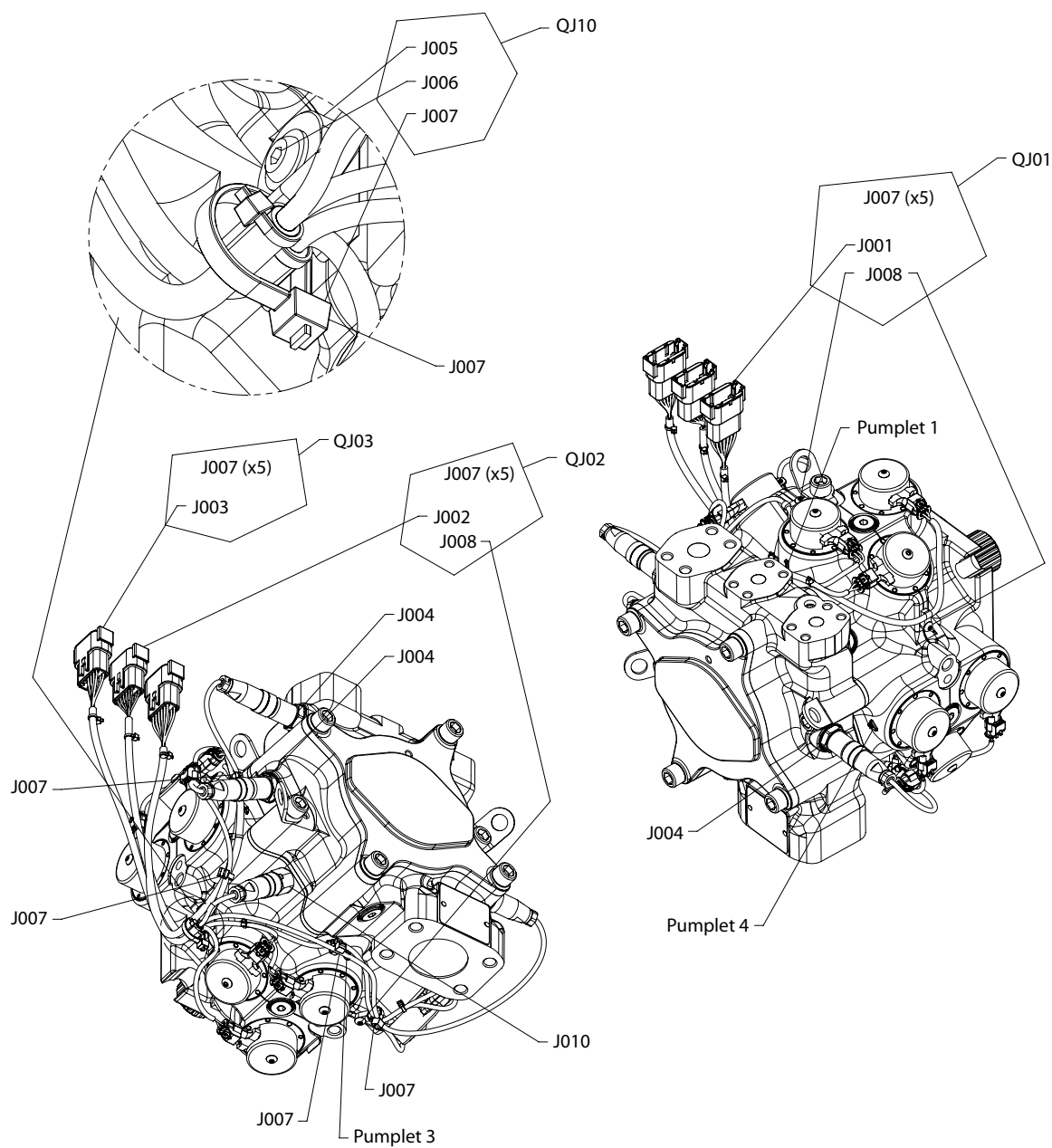
Order code: BG

Item	Date Begin	Date End	Part Number	Part Name	Qty per Model/Kit
J001	23-13		11258713	Coil harness "A"	1
J002	23-13		11258714	Coil harness "B"	1
J003	23-13		11271815	2-service sensor harness (with DT connectors)	1
J004	23-13		11284771	Pressure sensor (with DT connector)	2
J005	23-13		11257518	Clip for main anchor	1
J006	23-13		11258757	Screw for main anchor	1
J007	23-13		11257478	Cable tie for main anchor	4
J008	23-13		11258744	Screw for anchoring tie	3
J010	23-13		11265403	Speed and temperature sensor (with DT connector)	1
QJ01	23-13		11297657	Coil harness "A" kit	1
QJ02	23-13		11297804	Coil harness "B" kit	1
QJ03	23-13		11317381	Sensor harness kit	1
QJ10	23-13		11297831	Main anchor kit	1

Sensors and harness

DDP sensors and harness AE or BE

Parts configuration



Generic housing (multi-outlet pump) used to show part location only.

Sensors and harness

Order code: AE

Item	Date Begin	Date End	Part Number	Part Name	Qty per Model/Kit
J001	21-23		11258713	Coil harness "A"	1
J002	21-23		11258714	Coil harness "B"	1
J003	21-23		11266123	3-service sensor harness (with M12 connectors)	1
J004	21-23		11224090	Pressure sensor (with M12 connector)	3
J005	21-23		11257518	Clip for main anchor	1
J006	21-23		11258757	Screw for main anchor	1
J007	21-23		11257478	Cable tie for main anchor and harness	5
J008	21-23		11258744	Screw for anchoring tie	3
J010	21-23		11219076	Speed and temperature sensor (with M12 connector)	1
QJ01	21-23		11297657	Coil harness "A" kit	1
QJ02	21-23		11297804	Coil harness "B" kit	1
QJ03	21-23		11297840	Sensor harness kit	1
QJ10	21-23		11297831	Main anchor kit	1

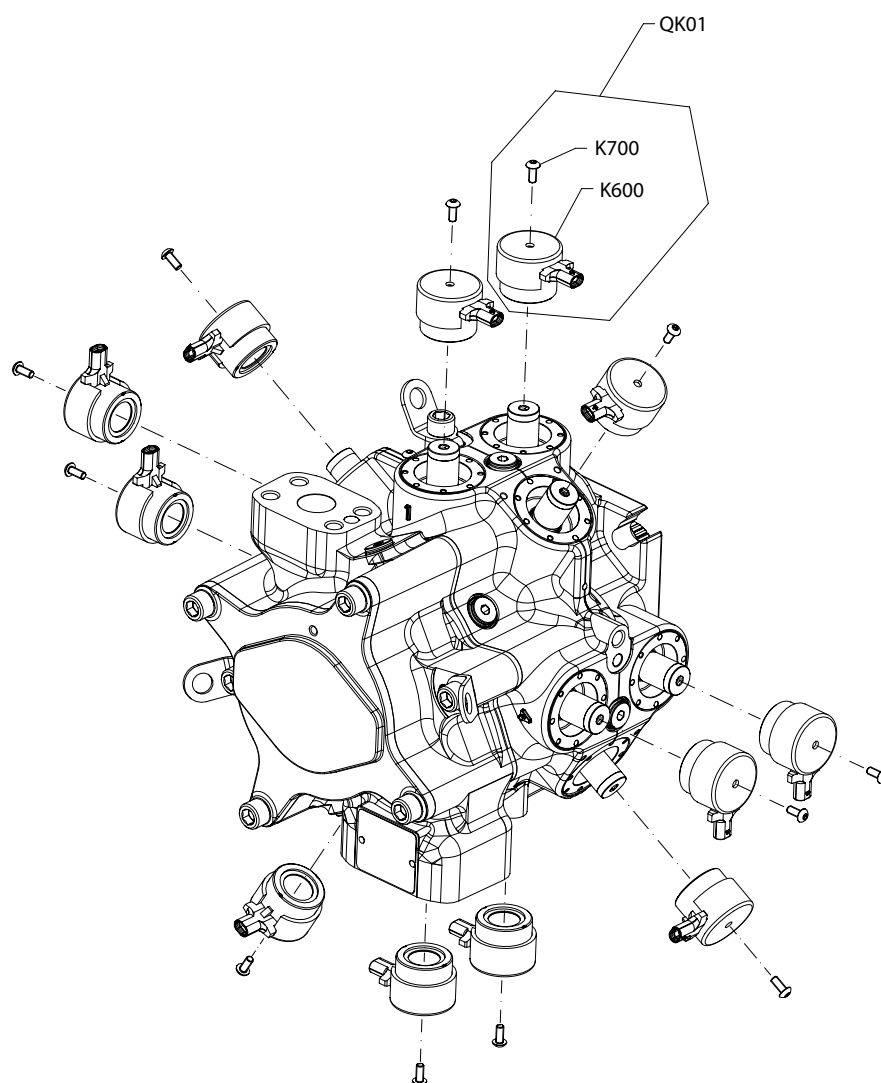
Order code: BE

Item	Date Begin	Date End	Part Number	Part Name	Qty per Model/Kit
J001	23-13		11258713	Coil harness "A"	1
J002	23-13		11258714	Coil harness "B"	1
J003	23-13		11271813	3-service sensor harness (with DT connectors)	1
J004	23-13		11284771	Pressure sensor (with DT connector)	3
J005	23-13		11257518	Clip for main anchor	1
J006	23-13		11258757	Screw for main anchor	1
J007	23-13		11257478	Cable tie for main anchor	5
J008	23-13		11258744	Screw for anchoring tie	3
J010	23-13		11265403	Speed and temperature sensor (with DT connector)	1
QJ01	23-13		11297657	Coil harness "A" kit	1
QJ02	23-13		11297804	Coil harness "B" kit	1
QJ03	23-13		11317382	Sensor harness kit	1
QJ10	23-13		11297831	Main anchor kit	1

Common parts

DDP common parts A

Parts configuration



Generic housing (single-outlet pump) and valve coil cores used to show part location only.

Common parts

Order code: A

Item	Date Begin	Date End	Part Number	Part Name	Qty. per Model/Kit
K600	19-50		11217483	Coil	1
K700	19-50		11258744	Coil screw	1
QK01	19-50		11287370	Coil kit	1

Products we offer:

- Cartridge valves
- DCV directional control valves
- Electric converters
- Electric machines
- Electric motors
- Gear motors
- Gear pumps
- Hydraulic integrated circuits (HICs)
- Hydrostatic motors
- Hydrostatic pumps
- Orbital motors
- PLUS+1® controllers
- PLUS+1® displays
- PLUS+1® joysticks and pedals
- PLUS+1® operator interfaces
- PLUS+1® sensors
- PLUS+1® software
- PLUS+1® software services, support and training
- Position controls and sensors
- PVG proportional valves
- Steering components and systems
- Telematics

Danfoss Power Solutions is a global manufacturer and supplier of high-quality hydraulic and electric components. We specialize in providing state-of-the-art technology and solutions that excel in the harsh operating conditions of the mobile off-highway market as well as the marine sector. Building on our extensive applications expertise, we work closely with you to ensure exceptional performance for a broad range of applications. We help you and other customers around the world speed up system development, reduce costs and bring vehicles and vessels to market faster.

Danfoss Power Solutions – your strongest partner in mobile hydraulics and mobile electrification.

Go to www.danfoss.com for further product information.

We offer you expert worldwide support for ensuring the best possible solutions for outstanding performance. And with an extensive network of Global Service Partners, we also provide you with comprehensive global service for all of our components.

Local address:

Hydro-Gear

www.hydro-gear.com

Daikin-Sauer-Danfoss

www.daikin-sauer-danfoss.com

**Danfoss
Power Solutions (US) Company**
2800 East 13th Street
Ames, IA 50010, USA
Phone: +1 515 239 6000

**Danfoss
Power Solutions GmbH & Co. OHG**
Krokamp 35
D-24539 Neumünster, Germany
Phone: +49 4321 871 0

**Danfoss
Power Solutions ApS**
Nordborgvej 81
DK-6430 Nordborg, Denmark
Phone: +45 7488 2222

**Danfoss
Power Solutions Trading
(Shanghai) Co., Ltd.**
Building #22, No. 1000 Jin Hai Rd
Jin Qiao, Pudong New District
Shanghai, China 201206
Phone: +86 21 2080 6201

Danfoss can accept no responsibility for possible errors in catalogues, brochures and other printed material. Danfoss reserves the right to alter its products without notice. This also applies to products already on order provided that such alterations can be made without subsequent changes being necessary in specifications already agreed. All trademarks in this material are property of the respective companies. Danfoss and the Danfoss logotype are trademarks of Danfoss A/S. All rights reserved.