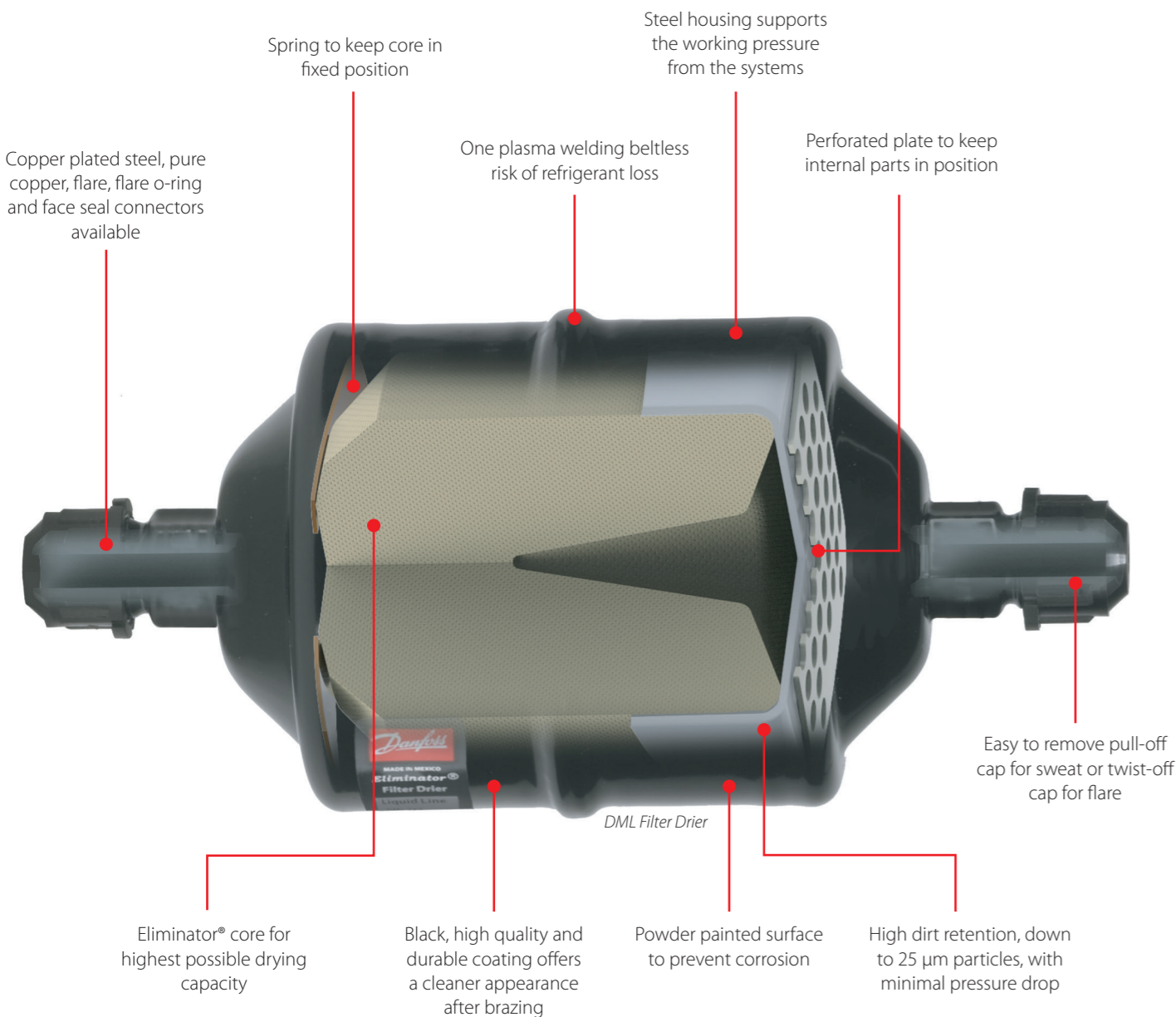



Danfoss Climate Solutions

Protect your HVAC/R system with the **most reliable** Filter drier in the market

Wide range of Danfoss filter driers



Main Features

- High **drying capacity** prevents the risk of acid formation in the refrigeration system
- Maximum **working pressure** up to 46 bar
- High **dirt retention**, down to particles of 25 microns, with minimal pressure drop
- Designed to work more than 250,000 **cycles**
- Wide **size range** from 1.5 to 75 cu. in.
- **100% Helium Leak** tested driers
- **Solid core** – high adsorption, low attrition
- Designed to withstand more than 500 hrs. in **salt spray chamber** (special coating for marine applications available upon request)
- UL, CE, EN, RoHS, GOST and Chinese Manufacture License of Special Equipment **certifications**
- Black **paint** gives a better look after brazing installation
- No residual **moisture** when delivered

A world leader in climate and energy technology

The Danfoss Group operates globally with the primary aims of making modern living possible for our stakeholders and being a leader in refrigeration, heating, power electronics, and mobile hydraulics.

We employ 42,000 people and produce approximately 250,000 components each day at our 76 factories in 25 countries.

We promise leadership in our businesses through reliability, excellence, and innovation – driving true customer satisfaction and solutions within climate and energy.

Extensive experience in all key HVAC/R segments

Danfoss plays a leading role in research, development and production in a wide spectrum of industries, and has been a key player in the HVAC/R field for more than 90 years. Our Refrigeration & Air Conditioning Division designs, produces and markets a comprehensive range of automated solutions and compressors for a wide variety of HVAC/R segments, including

- Heat Pumps
- Commercial Air Conditioning
- Residential Air Conditioning
- Commercial Refrigeration
- Household, Light Commercial and Mobile Refrigeration
- Wholesalers & Installers
- Industrial Refrigeration
- Food Retail































































Learn more at www.danfoss.com

Any information, including, but not limited to information on selection of product, its application or use, product design, weight, dimensions, capacity or any other technical data in product manuals, catalogues descriptions, advertisements, etc. and whether made available in writing, orally, electronically, online or via download, shall be considered informative, and is only binding if and to the extent, explicit reference is made in a quotation or order confirmation. Danfoss cannot accept any responsibility for possible errors in catalogues, brochures, videos and other material. Danfoss reserves the right to alter its products without notice. This also applies to products ordered but not delivered provided that such alterations can be made without changes to form, fit or function of the product. All trademarks in this material are property of Danfoss A/S or Danfoss group companies. Danfoss and the Danfoss logo are trademarks of Danfoss A/S. All rights reserved.

Danfoss filter driers are developed specifically for the challenges encountered in Air Conditioning and Refrigeration Systems. Regardless of the application, Danfoss filter driers will provide long-lasting and reliable protection for your system.

Choose the optimal filter drier

		LIQUID LINE		BI-FLOW		COMBINATION RECEIVER AND FILTER DRIER		SUCTION LINE	LIQUID AND SUCTION LINE	LIQUID AND SUCTION LINE				LIQUID AND SUCTION LINE			
																	
		TYPE	DML	DCL	DMB	DCB	DMC	DCC	DAS	DCR	Replaceable DCR Core / Insert				DMSC for CO ₂	DMT for CO ₂	DCR for CO ₂
Features			<ul style="list-style-type: none">• High drying capacity• Prevents acid formation in the system• Eliminates harmful chemical reactions and abrasive impurities		<ul style="list-style-type: none">• Built-in check valve• All dirt particles are retained irrespective of flow direction		Combined Filter drier and receiver		Used in the suction line to clean up refrigeration and A/C systems after a compressor motor burn-out	<ul style="list-style-type: none">• Features exchangeable cores• Protects refrigeration and A/C systems from moisture, acids and solid particles• The DCR housing is sold individually (without core)	DM	DC	DA	F	Suited for sub-critical CO ₂ -applications	Suited for transcritical and sub-critical CO ₂ -applications	Suited for transcritical and sub-critical CO ₂ -applications
	Applications	A/C Systems															
		Food Retail															
		Transport Refrigeration															
		Chillers/Reversible Heat Pumps															
Technical specifications	Housing		Hermetic		Hermetic		Hermetic		Hermetic	Semihermetic	–				Hermetic	Hermetic	Semihermetic
	Core composition									See core details				–			See the core details
	Available sizes		1.5 • 03 • 05 • 08 • 16 • 30 • 38 • 41 • 60 • 75		05 • 08 • 16 • 30		04 • 07 • 20 • 40		08 • 16 • 30 • 41 • 60 • 75	48 • 96 • 144 • 192	#cores or inserts: 1 core = 48 • 2 cores = 96 • 3 cores = 144 • 4 cores = 192				03 • 05 • 08	8 • 13	48 • 96
	Refrigerant	HC ¹⁾	•	•	•	•	•	•	•	–	•	•	•	•	–	–	–
		HFC	•	•	•	•	•	•	•	•	•	•	•	•	–	–	–
		HFO	•	•	•	•	•	•	•	•	•	•	•	•	–	–	–
		HCFC	•	•	•	•	•	•	•	•	•	•	•	•	–	–	–
		CO ₂	Subcritical	–	Subcritical	–	Subcritical	–	Subcritical	Subcritical	•	–	•	•	•	•	•
Corrosion resistance		500 hrs ²⁾		500 hrs		500 hrs		500 hrs	500 hrs	–				Up to 500 hrs	Up to 500 hrs	Up to 200 hrs	
Maximum working pressure (PS/MWP)		46 bar (667 psig)		46 bar (667 psig)		42 bar (610 psig)		35 bar (500 psig)	46 bar (667 psig)	–				52 bar (754 psig)	140 bar (2030 psig)	90 bar (1305 psig)	
Media temperature		-40 - 70°C / -40 - 160°F		-40 - 70°C / -40 - 160°F		-40 - 70°C / -40 - 160°F		-40 - 70°C / -40 - 160°F	-40 - 70°C / -40 - 160°F	-40 - 70°C / -40 - 160°F				-40 - 80°C / -40 - 176°F	-40 - 80°C / -40 - 176°F	-55 - 100°C / -67 - 212°F	
Connections	Connection material and sizes	Pure copper	¼ - 1½ in. (2.8 - 28mm)		¼ - 5⁄8 in. (6 - 12mm)		¼ - 5⁄16 in. (6 - 8mm)		¾ - 1½ in.	5⁄8 - 2½ in. (16-64mm)	–				¼ – ½ in. (6 – 12 mm)	–	–
		Cu-plated	¼ - 1½ in. (6 - 28mm)		¼ - 1½ in. (6 - 12mm)		¼ - ½ in. (6 - 12mm)		–	–	–				–	¼ – ½ in. (6 – 12 mm)	–
		Steel ³⁾	¼ - ¾ in. (6 - 19mm)		¼ - 5⁄8 in. (6 - 16mm)		–		¾ - 5⁄8 in. (10 - 16mm)	5⁄8 - 2½ in. (16-64mm)	–				–	¼ – ½ in. (6 - 12 mm)	7⁄8 in, 1 - 3⁄8 in, 1 - 5⁄8 in and 2 - 1⁄8 in (20mm, 32mm, 40mm, 50mm)
	Connection types	Solder	•	•	•	•	•	•	•	•	–				•	•	•
		Flare	•	•	•	•	–	–	•	–	–				•	•	–
		Flare o-ring	•	•	–	–	–	–	–	–	–				–	–	–
		Face seal	•	•	–	–	–	–	–	–	–				–	–	–
		Weld	–	–	–	–	–	–	–	–	–				–	–	•

Manufacturing locations India and Mexico

¹⁾ HC refrigerants compatibility: only solder versions (cu-plated/pure copper) and connection sizes below 25mm are approved for flammable refrigerants now

²⁾ Special coating for marine applications available (2,000 hours)

³⁾ Flare steel connectors. Only DCR filter drier is presented with solder/welding steel connectors

ICON LEGEND

Core composition:



100% Molecular sieve



80% Molecular sieve
20% Activated alumina



70% Activated alumina
30% Molecular sieve

