

Installation guide
Electric regulating valves

Type CCMT 2 – CCMT 8 / CCMT 16 – CCMT 42

027R9803

027R9803

Refrigerants: • R744 • R1234yf only for CCMT without integrated pressure transmitter.	Ambient temperature: Min. -40 °C / -40 °F Max. 60 °C / 140 °F	Fluid temperature: Min. -40 °C / -40 °F Max. 60 °C / 140 °F
Stepper motor type: Bipolar	Max working pressure: 140 Bar / 2030 psig	Total full steps CCMT 2 - CCMT 8 : 1100 CCMT 16 : 800 CCMT 24 : 1400 CCMT 30 : 2300 CCMT 42 : 2200
Phase Current: CCMT 2 – CCMT 8: 100 mA RMS CCMT 16 – CCMT 42: 300 mA RMS	Coil resistance: CCMT 2 – CCMT 8: 52 Ohm CCMT 16 – CCMT 42: 29 Ohm	



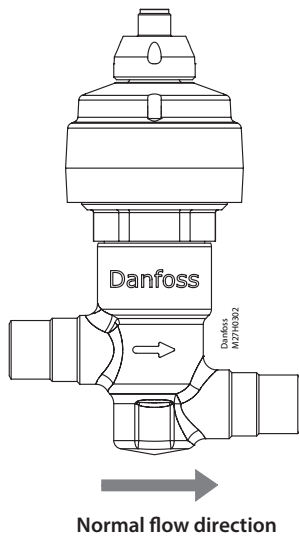
Note!

- CCMT valves are delivered in open position, ready for brazing.
- For CCMT 2 - CCMT 8, filter with a maximum mesh of 100 µm recommended to install on the inlet line that can resist particles size above 100 µm.

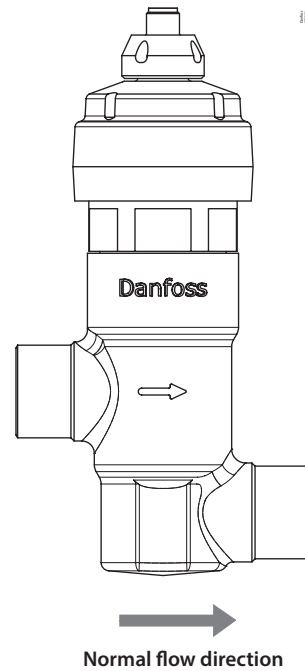


Warning! Do not connect directly to AC / DC power source. Connect valve to appropriate controller/driver only. Do not operate valve while assembling or disassembling.

Flow direction
CCMT 2 – CCMT 8



Flow direction
CCMT 16 – CCMT 42

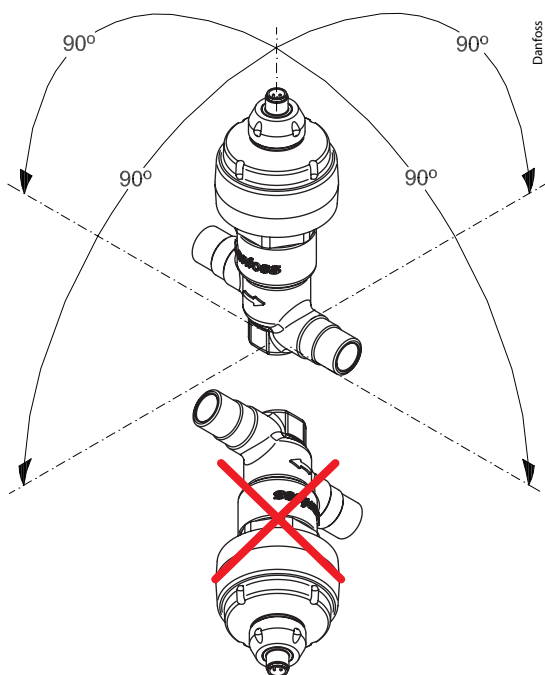


For more language options and more information on the valve refer to the website.

ccmt.danfoss.com

Mounting direction CCMT 2 - CCMT 42

1

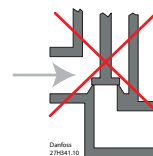


2

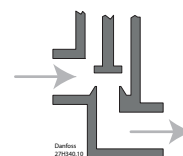


Warning!

- Do not disassemble the valve before brazing or welding.
- Valve must be open during brazing and welding.



Fully closed

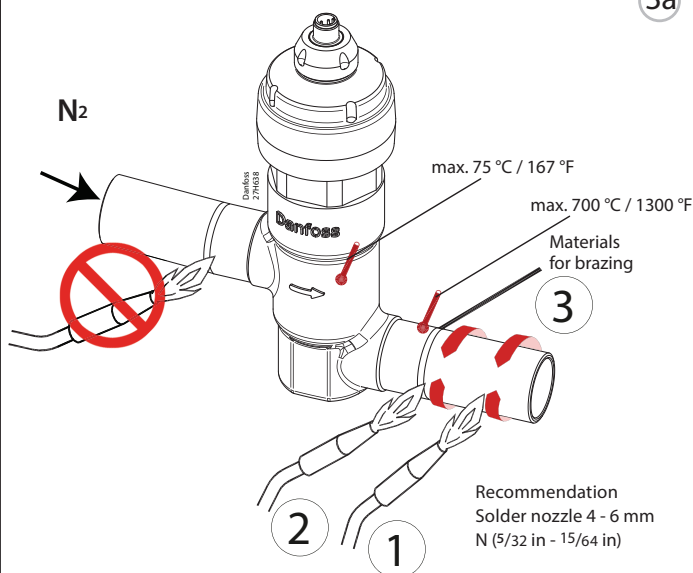


Open

Brazing

CCMT 2 - CCMT 42

3a



For CCMT 2 - CCMT 42

Materials used for brazing:

- Flux: Metalli tenacity No. 5 Powder or Braze Tec special h paste.
- Filler: Silver-Flo 55 (BS:AG 14/ DIN L-Ag55 Sn) or Silver-Flo 56 (AWS B Ag-7).



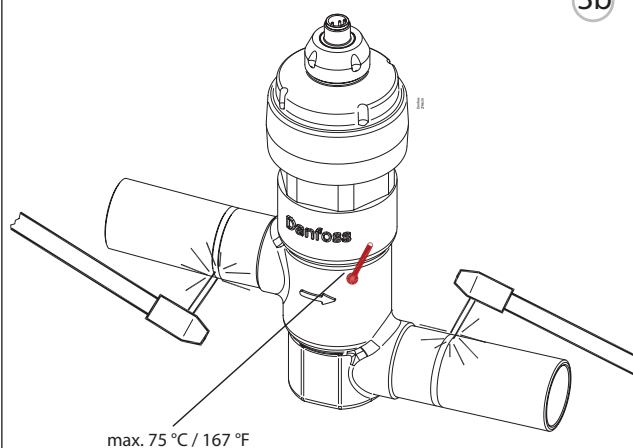
Warning!

Filler metals containing Phosphor i.e. BS: CP 1/ DIN L-Ag 15P or BS: CP 3/ DIN L-Ag P7 must not be used.

Welding

CCMT 2 - CCMT 42

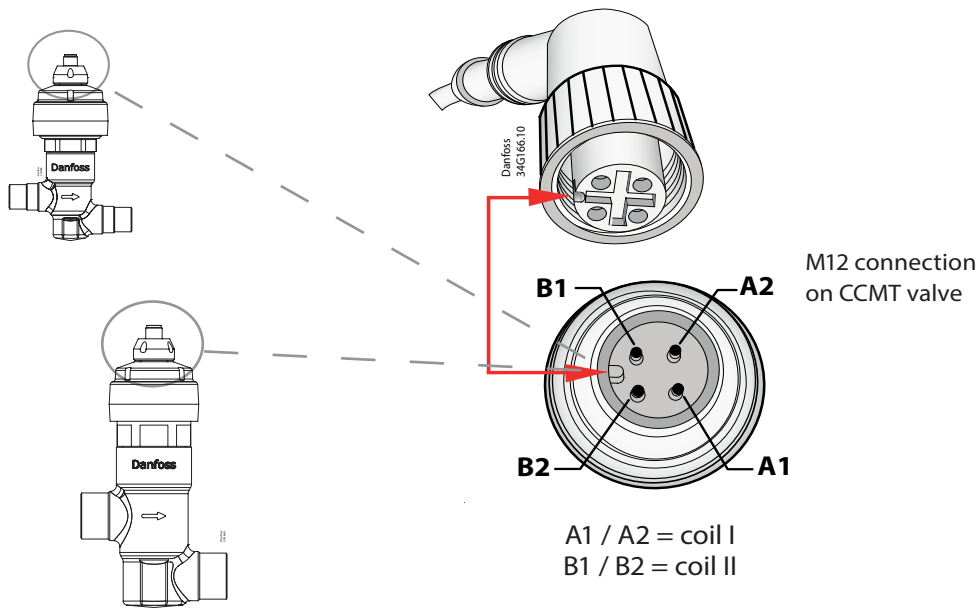
3b



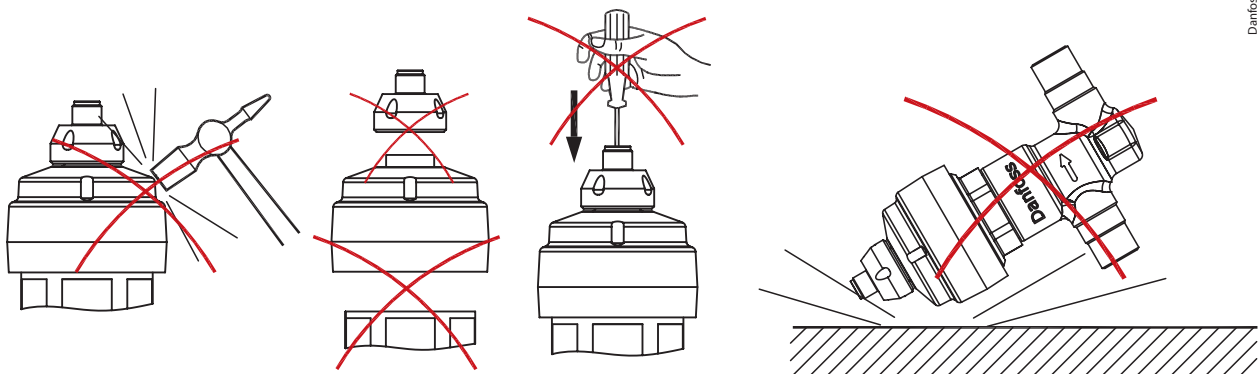
Recommendation for TIG welding

- Power approximately 60 A.
- Use Shield gas charge - Argon.
- Material for welding - approximately 2 mm thick stainless steel alloy.

Electrical connections for
CCMT 2 - CCMT 42

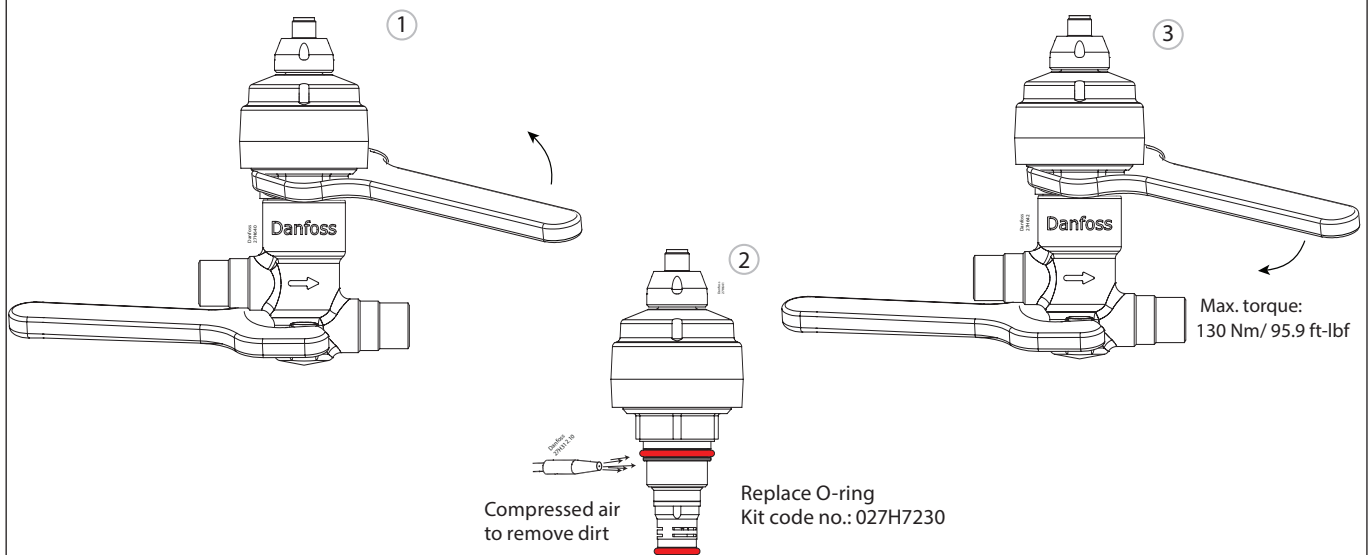


 **Warning**



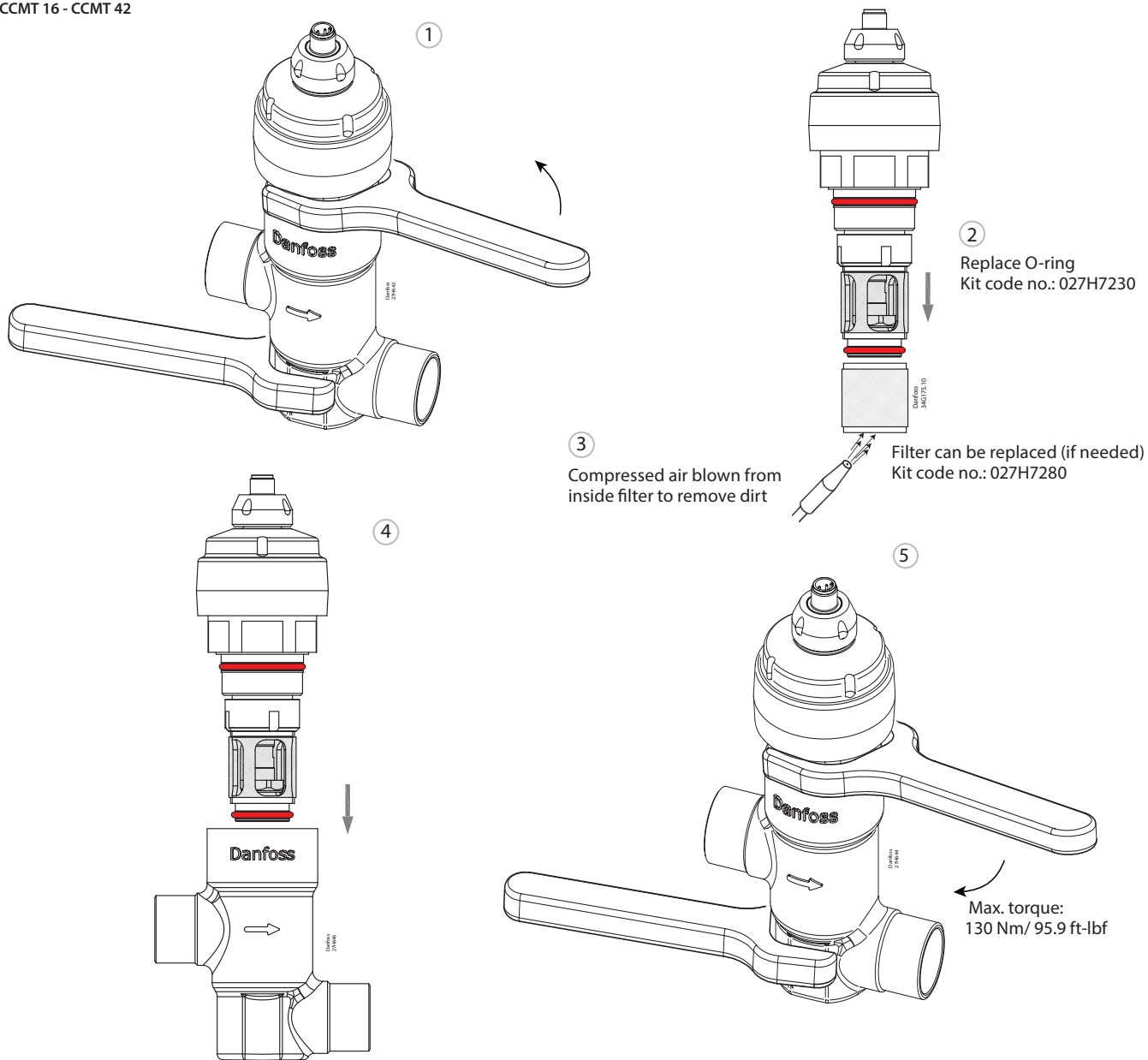
Service only

CCMT 2 - CCMT 8



Service only

CCMT 16 - CCMT 42



Service only

Only CCMT 16 - CCMT 42 with integrated pressure transmitter

Pressure transmitter, type DST P310

Connection : Round Packard Metripack

Supply voltage : 5 V DC \pm 0.5 V

Output signal : 10 – 90 % of supply voltage

Pressure range : -1 to 159 bar / -14.5 to 2306 psi sealed gauge

