

Installation Guide

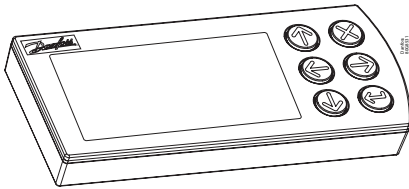
Programmable controller
Type **AS-UI Snap-on**

080R6007



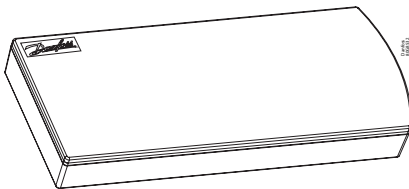
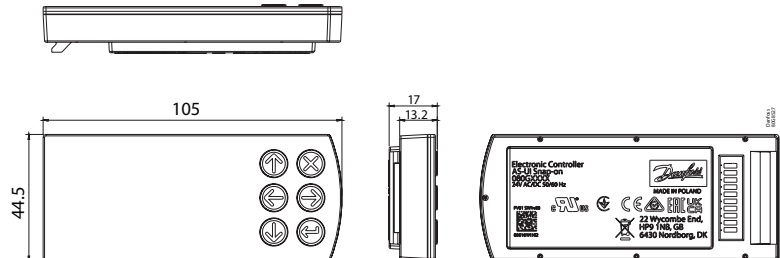
AN458231127715en-000201

1. Identification

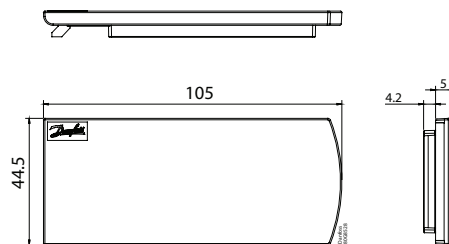


AS-UI Snap-on: 080G6016

2. Dimensions

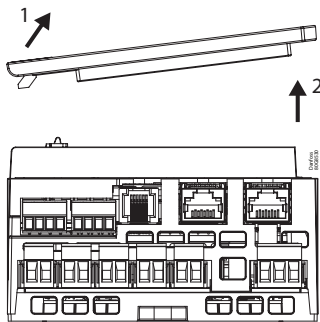


AS-UI Cover Kit: 080G6018

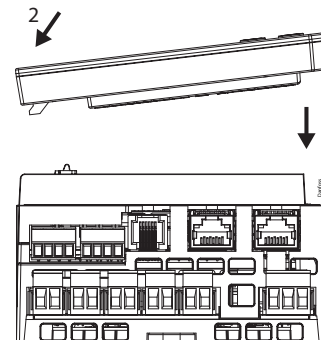


3. Mounting: Replacement of the display/cover with the cover/display

Remove the display/cover as shown in the figure, first lifting the right side (point 1 in the figure), applying a slight upward force to overcome the magnetic attraction between the display/cover and controller and then releasing the left side (point 2 in the figure).



Mount the cover/display as shown in the figure, first hooking the left side (point 1 in the figure) and then lowering the right side (point 2 in the figure) until the magnetic connection between the display/cover and controller is established.



4. Technical data

Electrical data	Value
Supply voltage	From the main controller
Function data	Value
Display	<ul style="list-style-type: none">Graphical LCD black and white transmissiveResolution 128 x 64 dotsDimmerable backlight via software
Keyboard	6 keys individually managed via software
Environmental conditions	Value
Ambient temperature range, operating [°C]	-20 to +60 °C
Ambient temperature range, transport [°C]	-40 to +80 °C
Enclosure rating IP	IP40
Relative humidity range [%]	5 – 90%, non-condensing
Max. installation height	2000 m

3. Installation considerations

Accidental damage, poor installation, or site conditions can give rise to malfunctions of the control system, and ultimately lead to a plant breakdown.

Every possible safeguard is incorporated into our products to prevent this. However, a wrong installation could still present problems. Electronic controls are no substitute for normal, good engineering practice.

Danfoss will not be responsible for any goods, or plant components, damaged as a result of the above defects. It is the installer's responsibility to check the installation thoroughly, and to fit the necessary safety devices.

Your local Danfoss agent will be pleased to assist with further advice.

Avoid carrying AS-UI Snap On in clothing pockets due to magnet component; keep it in a safe distance from the heart pacemaker.

4. Certificates, declarations, and approvals

Mark ⁽¹⁾	Country
CE	EU
cURus (UL file E31024)	NAM (US and Canada)

⁽¹⁾ The list contains the main possible approvals for this product type. Individual code number may have some or all of these approvals, and certain local approvals may not appear on the list. Some approvals may be still in progress and others may change over time. You can check the most current status at the links indicated below.



EU declaration of conformity can be found in the QR code.



Information about usage with flammable refrigerants and others can be found in Manufacturer Declaration in the QR code.