

ENGINEERING
TOMORROW

Danfoss

Industrial Division Product Announcements

2023-2024 – AMER region

This is a recap of the **industrial hydraulic and clutch/brake product** announcements for customers in the Americas.

NOTE: This does not include announcements regarding other Danfoss product groups (e.g. mobile hydraulics, fluid conveyance, drives etc)

VICKERS
by Danfoss

AP477375059776en-010101

Vickers by Danfoss KBFRG4-05 Proportional Valve Now Available

High power capacity. Superior durability.

To further expand our competitive offering, we have introduced a new proportional valve with a round solenoid design, delivering superior performance and premium features. The new KBFRG4-05 proportional valve features a market-leading pressure rating (350 bar), and tools to simplify operation, including built-in health monitoring. Engineered to withstand the toughest conditions, the valves have an IP67 ingress protection rating, and a robust metal housing for increased vibration and shock resistance. The KBFRG4-05 also complies with industry standard certifications including CE, UKCA, REACH and RoHS.

[User Guide Link](#)

[Fact Sheet Link](#)

Product Fact Sheet

ENGINEERING TOMORROW **Danfoss**

Vickers® by Danfoss
KBFRG4-05 Proportional Valve
Round Solenoid
Proportional direction control, single stage, solenoid operated, 4-way hydraulic valve

High power capacity. Superior durability.

The expansive portfolio of Vickers by Danfoss proportional valves offers a wide variety of features and performance levels to meet the demands of industrial applications. To further expand our competitive offering, we have introduced a new proportional valve with a round solenoid design, delivering superior performance and premium features.

The new KBFRG4-05 proportional valve features a market-leading pressure rating (350 bar), and tools to simplify installation and troubleshooting, including built-in health monitoring. Engineered to withstand the toughest conditions, the valves have an IP67 ingress protection rating, and a robust metal housing for increased vibration and shock resistance. The KBFRG4-05 also complies with industry standard certifications including CE, UKCA, REACH and RoHS.

Features

- Maximum pressure rating 350 bar; tank 210 bar
- Higher power capacities with the maximum flow of 250 l/min @ 37 bar
- Multiple spool options with various flow ratings
- Competitive step response - 20ms
- CAN communication, configurable control modes using Pro-FX Configure
- Easier diagnostics through LED indicator
- Enhanced vibration resistance (7.8g random, 50g shock)
- IP67 ingress protection rating
- High corrosion resistance option available
- Industry standard certification compliance: CE, UKCA, REACH, RoHS and EMV/EMC

Markets

- Wind turbine
- Machine tools
- Molding
- Metal forming
- Primary metals
- Pulp & paper
- Wood processing
- Test and simulation
- Oil and gas
- Marine/offshore
- Civil engineering

VICKERS
by Danfoss

AM489103064929en 000101

www.danfoss.com/vickersindustrial

New PVM Pump Code B Pump displacements now available!

Now available – 74-81cc, 98cc!

Vickers by Danfoss PVM series open-circuit piston pumps lead the industry in noise reduction, compact size, and pressure rating. Engineered to take this renowned performance and reliability to new heights, the Code B design delivers enhanced components and features for maximum life and productivity.

PVM Code B pumps also offer **four marine certifications:**

- Lloyd’s Register- LR
- China Classification Society – CCS
- American Bureau of Shipping – ABS
- Det Norske Veritas – DNV

Download User Guides:

- [18-20cc](#)
- [45cc](#)
- [74-81cc](#)
- [98cc](#)
- [131-141cc](#)

Fact sheet [LINK](#)

Product Data Sheet

ENGINEERING TOMORROW *Danfoss*

Vickers® by Danfoss
PVM Series Open Circuit Piston Pump
Design Code B

Features

- Quietest piston pumps in class
- Compact design delivers more power in less space
- Up to 4,000 psi continuous pressure
- High load bearings rated at up to 28,000 hours
- Saddle-type swash-plate with steel-backed polymer bearing for improved life
- Optional power control helps the machine use power more accurately
- Variable-speed technology generates power far more efficiently than fixed-speed pumps
- Better energy efficiency eliminates the need for costly, energy-consuming cooling equipment

Specs

- Technology - Axial piston
- Displacement - 18-141 cc (1.1-8.6 cu in)
- Continuous pressure rating - 315 bar (4,600 psi)

Marine Certifications

- Lloyd's Register- LR
- China Classification Society – CCS
- American Bureau of Shipping – ABS
- Det Norske Veritas – DNV

Markets/Applications

- Metal cutting
- Mining
- Oil & gas
- Marine
- Processing
- Energy

Pumped up performance and availability

Vickers by Danfoss PVM series open-circuit piston pumps lead the industry in noise reduction, compact size and pressure rating. Engineered to take this renowned performance and reliability to new heights, the Code B design delivers enhanced components and features for maximum life and productivity. In addition, the new design standardizes housing and components to simplify manufacturing processes and reduce lead times.

New design enhancements

- High pressure shaft seal standard - longer life, minimize leakage risk
- New piston material - longer life
- Enlarged case port - better case draining
- Standardized design - better lead times

VICKERS
by Danfoss

© Danfoss | Power Solutions | October 2023 #40225427725 Jan-09/102

Brochure [LINK](#)

New HPU rebate program for North American distribution partners!

To assist in profitable growth for our channel partners, Danfoss is offering rebates on our line of Vickers by Danfoss products used on power units. This program is open to all distribution partners in USA, Canada, and Mexico that are eligible for rebates and authorized to sell Vickers by Danfoss products.

Brochure

ENGINEERING TOMORROW

Vickers by Danfoss® HPU Rebate Program (ID#3)

Grow your HPU business, **earn more rebates!**

To assist in profitable growth for our channel partners, Danfoss is offering rebates on our line of Vickers by Danfoss products used on power units. This program is open to all distribution partners in USA, Canada, and Mexico that are eligible for rebates and authorized to sell Vickers by Danfoss products.

How it works

To take advantage of the rebate program, after the sale is made to an end-customer, distributors submit POS Upload Template form. Submissions will be processed monthly. Only Vickers by Danfoss branded products mounted on a hydraulic power unit are eligible for the rebate. (see power unit definition below). All rebate submissions subject to audit to verify eligibility.

For any questions or unique opportunities please contact your Danfoss account manager.

Power unit assembly definition

A power unit is defined as an assembly of hydraulic components including a prime mover. In the event a prime mover is supplied by the customer for final mounting and testing, the power unit assembly shall have provision for mounting the pump to the prime mover.

Examples of power unit assemblies:

- A pump attached to an electric motor.
- A pump attached to an electric motor, mounted on a frame.
- A pump attached to an electric motor, mounted on a reservoir.
- A pump attached to an electric motor, mounted on a reservoir, with other components, such as valves, manifolds, filters, gauges and heat exchangers.
- A valve manifold going into a power unit.

FAQ:

- **If a more competitive price is required to win the business, what is the process for approval?**
Contact your Danfoss account manager for case-by-case consideration.
- **How do I submit for the rebate?**
Distributors should submit individual part numbers with the number "12" in the *Invoice Price* field and "3" in *Program Type* field of the POS Upload Template Form.
- **Where can I find a list of approved part numbers eligible for power unit rebates?**
See back page for list of eligible product groups. A list of eligible products is available for download on the rebate website.
- **Competitive rebate programs, like the power unit rebate, do not allow for sales outside of a distributor's PMA. What is the process for approval?**
Contact your area sales manager who will take action to determine the authorization.
- **Are valves attached to a manifold eligible for the power unit rebate?**
Yes, as long as they are used within a power unit application.

Product Line	Product Identification	Rebate %		
		Assembly	Kit	Service Part
Vickers by Danfoss	Eligible Products <small>Full list of eligible BMH codes on back page.</small>	12% baseline <small>If more competitive pricing is needed contact Danfoss account manager for more details</small>	0%	0%

danfoss.com/vickersindustrial

© Danfoss | Power Solutions | March 2024 | AD-01376416082ev-010101

Product Model Rationalization Announcement Industrial Valve Products

- Sent to: **All regions**

Due to low demand, certain industrial valves and electronics will be rationalized. Please review announcement document for specific models affected and replacement options.

Directional Valves DG-70 design series - *Discontinued*

- All DG valves from the 70-design series are discontinued. The DG-70 valve design was a series of switching valves for a 24V system that included an onboard amplifier with LEDs, EMI protection and a M12 connector.

Electronics Eurocard - *Reduction in available models.*

- The current design of the Eurocard amplifiers is release 33. This release is kept up to date and available to our customers. Certain versions of the Eurocard's are being rationalized due to low demand.


Electronics Din Rail Modules - *Reduction in available models*

- Certain Din Rail Modules that have not been requested for several years will be discontinued.

Electronics Switching Power Plugs - *Reduction in available models*

- Certain Switching Power Plug models that have not been requested for several years will be discontinued.

[Link to document](#)

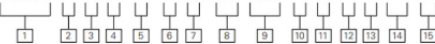


Product Model Rationalization Announcement

Vickers by Danfoss
Directional Valves DG-70 design series

Discontinued
All DG valves from the 70-design series are discontinued. The DG-70 valve design was a series of switching valves for a 24V system that included an onboard amplifier with LEDs, EMI protection and a M12 connector.

The original model code is:

DG4V-3 * * * * M SN PM4 * S * 7 ** 70


Alternatives:
In general, use the 60-design valve with the identical spool using 30 W DIN coils.
For 'Z' version with integrated amplifier add an EHI AMP 702 A 21 power plug for each coil.
For M12 connector version use standard 60-design valve with 18W M12 coils type KUPM4L or use US DG valve with plastic housing FW, FTW, FPA3W or FPSW housing.

Part number	Model code
02-397811	DG4V-3-2C-P-F3-AM-SN-PM4AS-H7-NP-70
700AN00019A	DG4V-3-6C-H-F3-AM-SN-PM4AS-H7-NP-70-00
02-397812	DG4V-3-6C-P-F3-AM-SN-PM4AS-H7-NP-70

Classified as Business

New V20H Vane Pump now available with higher pressure!

With an increased pressure rating up to 205 bar (3000 psi) and all the advantages of Vickers vane pump technology, the new V20H square vane pump opens the door to new applications. Whether in heavy duty industrial machinery or mobile applications, the versatile V20H is engineered for efficiency and performance while enduring the toughest operating conditions.

Leveraging decades of vane pump engineering experience, the V20H pressure-balanced, 12-vane design reduces flow pulsations and noise, while extending pump life and improving serviceability. In addition, optional integrated flow control valves help simplify system design and installation.

V20H User Guide [LINK](#)

Fact sheet [LINK](#)

ENGINEERING TOMORROW

Product Fact Sheet

Vickers® by Danfoss V20H Square Vane Pump



Feature/Benefits

- **High Performance** – Engineered for higher pressure (up to 205 bar) and high speed applications
- **Unmatched durability** – Built with a field-proven design and build materials, for years of service in the most rugged applications
- **Compact size** – Compact size and weight make these pumps suitable for applications where space is limited
- **Reduced contamination** – Square pumps are more resistant to small levels of contamination, increasing reliability
- **Energy savings** – Square pumps are highly efficient, which can contribute to a decrease in energy and operational costs

Specifications

- Technology – Vane
- Displacement - 3-42 cc (0.2-2.6 cu in)
- Continuous pressure rating - 205 bar (3,000 psi)

Markets/Applications

• Power units	• Lift trucks
• Power steering	• Balers
• Small presses	• Skid steerers

Handle the pressure, with improved performance

With an increased pressure rating up to 205 bar (3000 psi) and all the advantages of Vickers vane pump technology, the new V20H square vane pump opens the door to new applications. Whether in heavy-duty industrial machinery or mobile applications, the versatile V20H is engineered for efficiency and performance while enduring the toughest operating conditions.

Leveraging decades of vane pump engineering experience, the V20H pressure-balanced, 12-vane design reduces flow pulsations and noise, while extending pump life and improving serviceability. In addition, optional integrated flow control valves help simplify system design and installation.

Danfoss can accept no responsibility for possible errors in catalogues, brochures and other printed material. Danfoss reserves the right to alter its products without notice. This also applies to products already on order provided that such alterations can be made without subsequent changes being necessary in specifications already agreed. All trademarks in this material are property of the respective companies. Danfoss and the Danfoss logotype are trademarks of Danfoss A/S. All rights reserved.

© Danfoss | Power Solutions | March 2024



445530972155en-000101

Download [LINK](#)

Industrial proportional valve cross reference guide

Check out the Vickers by Danfoss proportional valve cross reference guide now available for download! It will help you find the Vickers by Danfoss valve to replace many competitor models.

ENGINEERING TOMORROW

Cross reference

Vickers® by Danfoss Proportional Directional Valve Family — with On-Board Electronics (OBE)

Key Benefits

- Great product portfolio breadth and depth
 - Three performance levels, Standard, High, and Servo
 - With and without On-Board Electronics (OBE)
 - Complete size from D03-D10 (NG6-NG32)
- IP 65 & 67 environmental protection (best in class)
 - Valve enable function
 - Ramp adjustment on KBDL, KBFGSV, KBXCIG, and KBCC
 - ±10V & 4-20 mA command input
- Industrial networks available on selected models

Servo Performance

Valve with Spool Feedback

Closed loop control options
Communications options

Manufacturer	Single Stage		Two Stage			D10/NG32
	D03/NG6	D05/NG10	D05/NG10	D07/NG16	D08/NG25	
Vickers® by Danfoss	KBS2-03	KBS2-05	KBH2-05	KBH2-07	KBH2-08	KBH2-10
Bosch-Rexroth*			4WRTE-10	4WRTE-16	4WRTE-25	4WRTE-32
Bosch-Rexroth*	4WRRE-6	N/A	4WRVE-10	4WRVE-16	4WRVE-25	N/A
Bosch-Rexroth*	4WRPEH-6	4WRPEH-10	4WRL-10	4WRL-16	4WRL-25	4WRL-35*
Parker*	D1FH	D3FH	D31FH	D41FH	D91FH	D111FH*
Atos*	DLHZOTE0	DLZORTE1	DPZOLE1	DPZOLE2	DPZOLE3	DPZOLE6
Moog*	D636	D637	D681**	D682**	D683**	D685**†

Servo Performance

Valve with Spool Feedback and configuration options

Manufacturer	Single Stage		Two Stage			D10/NG32
	D03/NG6	D05/NG10	D05/NG10	D07/NG16	D08/NG25	
Vickers by Danfoss	KBS1-03	KBS1-05	KBH1-05	KBH1-07	KBH1-08	KBH1-10
Bosch-Rexroth			4WRTE-10	4WRTE-16	4WRTE-25	4WRTE-32
Bosch-Rexroth	4WRRE-6	N/A	4WRVE-10	4WRVE-16	4WRVE-25	N/A
Bosch-Rexroth	4WRPEH-6	4WRPEH-10	4WRL-10	4WRL-16	4WRL-25	4WRL-35*
Parker	D1FP	D3FP	D31FP	D41FP	D91FP	D111FP*
Atos	DLHZOTE0	DLZORTE1	DPZOLE1	DPZOLE2	DPZOLE3	DPZOLE6
Moog	D636	D37	D681**	D682**	D683**	D685**†

AxisPro valves offer new communication protocols and Pro-FX Configure v2 software update available

We've expanded the AxisPro proportional valves communication capabilities even further to **now include Ethernet/IP and EtherCAT protocols on top of the Profinet and CANopen protocols**, built into the high-end servo performance models (levels 2 & 3). This expansion gives you not only greater control, but also allows for easier integration in an expanded range of applications. The valve's embedded intelligence simplifies traditionally complex setup and control operations, and the plug-and-play design reduces machine build time and installation costs.

But it gets even better! **The new Pro-FX® Configure v2 software is now available.** This powerful tool enables quick configuration of AxisPro valves utilizing a streamlined workflow, wizard-based setup and parameter-based, real-time tuning.

Download the latest update (rev 2.5) with enhancements and bug fixes for AxisPro, KBDG, and CMA valves, including:

- Support for legacy versions of AxisPro firmware (7.x and 107.x)
- Updated User Guide available on software download webpage
- Updated release notes and known issue list included with software bundle

Fact sheet [LINK](#)

Product Data Sheet

ENGINEERING TOMORROW


AxisPro®

Industrial proportional valves with Ethernet protocols

Expanded communication protocols and new Pro-FX® Configure v2 software



Enhanced connectivity, expanded possibilities.

AxisPro® proportional valves, flagship of the Vickers by Danfoss line of industrial valves, now have expanded communication capabilities built into the high-end servo performance models (levels 2 & 3). With the addition of Profinet, EtherCAT, and Ethernet/IP protocols, the game-changing valves deliver precision control to an expanded range of applications. The new protocols are in addition to CANopen support and built-in diagnostics. Programmed via Pro-FX™ Configure v2 software, the valve's embedded intelligence simplifies traditionally complex setup and control operations, while the plug and play design reduces machine build time and installation costs.

New Pro-FX® Configure v2 software now available!
Pro-FX Configure v2 software offers a streamlined, step-by-step workflow which takes the user through valve setup for specified control modes including spool position, cylinder position, pressure, speed, or force. The software enables you to configure the valves by connecting via Ethernet or CANbus, simplifying everything from setup to tuning and commissioning.

For support inquiries, please email: imcproductsupport@danfoss.com

Features

Built on the proven KBS servo Proportional Valve technology, the new AxisPro Proportional Valve provides a range of control capabilities in a modular design.

- Enhanced connectivity with IOT enabled features
- AxisPro Level 2 & 3 products custom programmed via Pro-FX Configure v2 software tool for quick setup and real-time changes for cylinder, motor control on position, speed and pressure/force
- Pro-FX Configure software based on the popular CODESYS environment enabling custom developed solutions
- High-dynamic performance enables open and closed-loop control applications
- LED lens provides on-valve diagnostics
- Best-in-class ingress protection rated to IP65 and IP67, and withstands 70C (158F) ambient temperature
- Experienced application support teams ready to help with your application

Communication Protocols

- CANopen
- Profinet - I/O device, 10/100 Mbit RT compatible
- Ethernet/IP
- EtherCAT

Focus Applications

• Press	• Oil and gas
• Primary metal	• Machine tools
• Rubber and plastic	• Factory automation
• Wood processing	• Civil engineering
• Pulp and paper	

© Danfoss | Power Solutions | November 2023 | A4444635328an-0001 03



Airflex® 200DPA Brake is back by popular demand!

A hydraulically actuated, spring released caliper brake, the 200DPA has a robust design engineered to withstand the tough operating conditions common in industrial applications.

The 200DPA features a large piston area for maximum torque availability and a large friction area for long life and reduced maintenance requirements. Commonly used in top drives, the 200DPA is retrofittable to other popular brake brands and can also be sold into conveyors, unwinding systems, and other processing applications.


Fact sheet [LINK](#)

ENGINEERING TOMORROW

Fact Sheet

Airflex® 200DPA Caliper Brakes

Safe, reliable solution for high torque, high energy braking applications



**Committed to your safety,
and convenience.**




The Airflex® 200DPA is a symmetrical opposed piston caliper brake design that is well suited for high torque, high energy stopping applications. Engineered for hydraulic actuation, the Airflex® 200DPA is a robust design able to withstand the tough operating conditions associated with industrial applications.

Why the Airflex® 200DPA

- High quality
- High performance
- Low cost of ownership
- Low maintenance
- Long lining life

Features

- A large piston area and 2,000 psi operating pressure range provides for high applied force resulting in maximized torque availability
- Base or split mounting for flexibility and accommodation of different disc thicknesses or diameters to meet diverse customer requirements
- Guide pins transmit torque from friction shoes which prevents piston seal leakage that could result from misalignment between the friction shoe and disc
- Large friction area for long life and reduced maintenance due to friction material wear

Applications

- Top Drive brakes
- Conveyors
- Flywheel brakes
- Inertia brakes
- Parking brakes
- Rotary brakes
- Tension brakes
- Wind Turbine brakes

© Danfoss | Power Solutions | Sept 2023 | AM463374264474an-000101

www.danfoss.com

Pro-FX™ Configure v2 software for AxisPro valves now available!

Pro-FX™ Configure v2 is valve configuration software the way it should be: smarter, faster, easier. Featuring a wizard-based setup as well as parameter-based tuning, the user-friendly software enables quick and easy configuration of advanced AxisPro® valves.

A streamlined, step-by-step workflow takes the user through valve setup for specified control modes including spool position, cylinder position, pressure, speed, or force. The program simplifies everything from setup to tuning and commissioning, helping you get the machine to the customer faster.

[Pro-FX™ Configure 2 download webpage](#)

AxisPro® valves now support Profinet protocol

[AxisPro proportional valves | Danfoss](#)

Fact sheet [LINK](#)

ENGINEERING TOMORROW

Fact Sheet

Pro-FX Configure 2.0

Where configurability **meets simplicity**



Pro-FX Configure 2.0 is valve configuration software the way it should be: smarter, faster, easier. Featuring a wizard-based setup as well as parameter-based tuning, the user-friendly software enables quick and easy configuration of advanced AxisPro® valves. A streamlined, step-by-step workflow takes the user through valve setup for specified control modes including spool position, cylinder position, pressure, speed, or force. The parameter tables utilized in previous versions remain available in the Advanced mode.

The guided process and simplified on-screen graphics significantly improve ease-of-use. For example, configuring a cylinder position controller — a process that might have taken hours previously — can be completed in a matter of minutes. The program simplifies everything from setup to tuning and commissioning, helping you get the machine to the customer faster.

Benefits

- Intuitive, user-friendly interface enables quick, simple configuration
- No need to tune PID controller for most applications, saving time

Features

- 100% wizard-based setup
- Parameter-based tuning
- Expanded, improved alert library for diagnostics
- Identifies firmware version and prompts update
- Enhanced data plotting to help tune the application

Configuration options

Primary control mode	Spool position, cylinder pressure, cylinder position, cylinder speed, cylinder force
Secondary control mode	None, positive force, negative force, positive and negative force, pressure A, pressure B, speed
Command signal type	0-10 V, +/-10 V, 4-20 mA, +/-10 mA, +/-15 mA, +/-20 mA, CANopen, and industrial networks
Spool and application feedback signal types	4-20 mA, SSL, CANopen, and industrial networks

Vickers by Danfoss offers UL Recognized and CSA Certified DG valves

Vickers by Danfoss offers UL recognized and CSA certified DG4V3 valves from Searcy, AR. The valve coils conform to UL 429 from Underwriters Laboratories Inc (UL), the industry standard for electrohydraulic valve safety which covers any valve that is 600 volts or less. In addition, DG4V3 valves are certified to carry the CSA Group mark, signifying that the valves have been tested against applicable North American standards.

DG4V3 coils have the reverse UR symbol and certification number (MH19333) for UL recognition, in addition to a CSA symbol on the label. If you need further support in your UL application or for further inquiries on part numbers, please reach out to imcproductsupport@danfoss.com.

Important notes:

- UL recognized valves must be ordered from Searcy, Arkansas USA. Any valves coming from Havant, UK are not UL recognized.
- Danfoss has UL Recognized coils on most of our DG4V3 valves, except for:
 - Valves that have a 160 bar tank port pressure
 - Mobile versions: DG4V3M
- CSA Certified valves need to be ordered with a EN21 code at the end of the model code.

Fact sheet [LINK](#)

Fact Sheet

ENGINEERING TOMORROW **Danfoss**

Vickers® by Danfoss
DG4V3 Directional Control Valves

Safe, reliable solutions conform to UL429 and CSA



Important notes:

- UL recognized valves must be ordered from Searcy, Arkansas USA. Any valves coming from Havant, UK are not UL recognized.
- Danfoss has UL Recognized coils on most of our DG4V3 valves, except for:
 - Valves that have a 160 bar tank port pressure
 - Mobile versions: DG4V3M
- CSA Certified valves need to be ordered with a EN21 code at the end of the model code.

Look for the UR symbol  on our coils and the CSA symbol  on our valve nameplates.

Committed to your safety.

Vickers by Danfoss offers UL recognized and CSA certified DG4V3 valves from Searcy, AR. The valve coils conform to UL 429 from Underwriters Laboratories Inc (UL), the industry standard for electrohydraulic valve safety which covers any valve that is 600 volts or less. In addition, DG4V3 valves are approved to carry the CSA Group mark, signifying that the valves have been tested against applicable North American standards.

DG4V3 coils have the reverse UR symbol and certification number (MH19333) for UL recognition, in addition to a CSA symbol on the label. If you need further support in your UL application or for further inquiries on part numbers, please reach out to imcproductsupport@danfoss.com.



DG4V3 Coil DG4V3 Label

VICKERS by Danfoss

© Danfoss | Power Solutions | Sept 2023 | AM463374172473en-000101 www.danfoss.com

Cylinder laser cladding technology gets a new name: Hydroclad™

Sent to: **All regions**

Hydroclad™ is a high-performance, field repairable, third-party certified, cylinder rod coating for the most demanding applications. This best-in-class cylinder coating provides reliable anti-corrosion protection and impact resistance for increased uptime and enhanced cylinder operating efficiency.

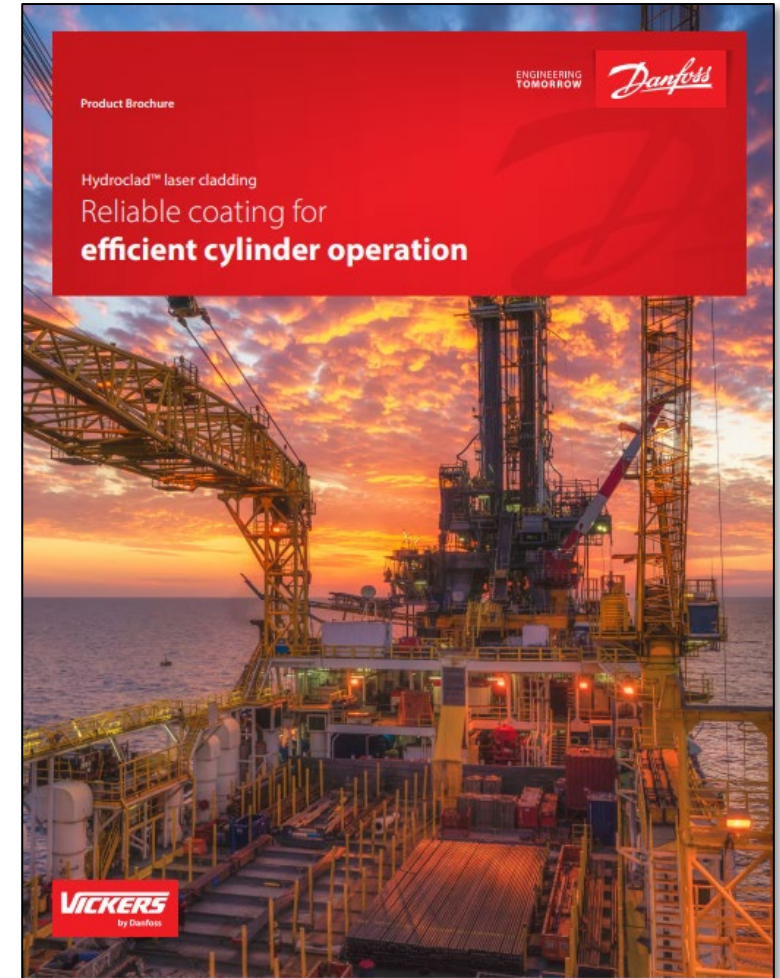
Name change

Danfoss' Hydroclad™ laser cladding was previously known as Eatonite®. While the product remains the same, its name has been changed to Hydroclad in 2023. Hydroclad™ is a trademark of Danfoss A/S. Eatonite® is a registered trademark of Eaton Corporation. Eaton Corporation is not associated with either Hydroclad™ or Danfoss A/S.

Benefits of Hydroclad laser cladding

- **Corrosion resistance** – Vickers by Danfoss cylinders have been in service on offshore oil rigs for more than 10 years
- **Flexibility without cracking** – Can be applied to cylinder rods up to 21 meters long without cracking.
- **Impact resistance and wear** – Withstands impact up to 32 joules (24 ft-lbs) of force without cracking
- **Field repairable** – Repair damaged coatings on-site

Brochure [LINK](#)



Speedy Delivery with Supermarket Industrial Valves

To further enhance product availability, our Searcy, AR plant is now offering a wide selection of Vickers by Danfoss **Directional Control Valves, Proportional Valves** and **Stak Valves** available with on-hand inventory.


This selection of model codes can be available within 10 working days at NO ADDITIONAL CHARGE. We will review the supermarket items upon request.

Submit the review request to IMC Product Support: imcproductsupport@danfoss.com

Supermarket valve list - [LINK](#)

INDUSTRIAL MOTION CONTROLS UPDATE

Supermarket valves available from Searcy, AR USA



ENGINEERING TOMORROW
June 2023

To further enhance product availability, our Searcy, AR plant is now offering a wide selection of Vickers by Danfoss Directional Control Valves, Proportional Valves and Stak Valves available with on-hand inventory. This selection of model codes can be available within 10 working days at NO ADDITIONAL CHARGE. We will review the supermarket items upon request. Submit the review request to imcproductsupport@danfoss.com


For questions or inquiries, please contact your account manager or customer service representative.

Item and model codes available:

Product Family	Item Number	Description
DG17V3	02-127343	DG17V 3 2C 60
	02-135316	DG17V 3 6C 60
	02-127344	DG17V 3 2N 60

Product Family	Item Number	Description
DG4V4	02-337079	DG4V4-016C-M-U-B-5-10
	879249	DG4S4 012A B 60
	879135	DG4S4 012C B 60
	879159	DG4S4 016C B 60
	879237	DG4S4 012C U B 60
	880002	DG4S4 018C B 60
	02-337076	DG4V4-012C-M-W-B-5-10
	02-337520	DG4V4-016C-M-U-H-5-10
	02-337540	DG4V4-012C-M-U-B-5-10
	02-337545	DG4V4-018C-V-M-U-B-5-10

Product Family	Item Number	Description
STAK	694400	DGMPC 3 ABK BAK 41
	694412	DGMFN 3 Y A2W B2W 41
	867332	DGMFN-5-Y-A2W-B2W-30
	867364	DGMPC 5 ABK BAK 30
	867335	DGMFN 5 X A2W B2W 30
	870043	DGMFN 3 Z P2W 41
	694414	DGMFN 3 X A2W B2W 41
	870039	DGMX2 3 PP BW 5 40
	867339	DGMPC 5 ABK 30
	870040	DGMX2-3-PP-CW-S-40
	870024	DGMPC 3 ABK 41
	867324	DGMX2 5 PP BW 5 30



Danfoss • Power Solutions • Industrial Division

Nordborgvej 81, DK-5430 Nordborg, Denmark • CVR No: 20 16 57 15 • Tel: +45 7488 2222 • Fax: +45 7449 0949

www.danfoss.com | AP44265944D88em-000102

1 of 2

Rationalization of DG4V3S AC Valve with 100bar T-port Pressure

Please be informed that the Vickers by Danfoss DG4V3S AC-100 bar Directional Control Valve will be rationalized. Sales and production is discontinued effective today.


The replacement product for AC high performance models is the newly released DG4V3-160bar (2300 psi). The new model is currently available to order and meets/exceeds all performance requirements of the DG4V3S AC-100 bar. The only difference in these models is the T-port pressure, while form, fit, and function remain the same.

New model code: DG4V-3-2A-M-U-B8-60 (8 means 160bar T port pressure)

Notes:


- All current open orders for DG4V3S AC 100bar tank pressure will be fulfilled with the current model code and future orders will be accepted and transitioned to the 160bar model code.
- Moving forward only the 160bar and 210bar tank pressures will continue to be available.

Crossover Chart - [LINK](#)

INDUSTRIAL MOTION CONTROLS UPDATE  May 2023

Vickers* by Danfoss
Industrial DG4V3 AC Valve with 160bar T-port pressure crossover chart
 Crossover from DG4V3S AC 100bar to DG4V3 AC 160bar

DG4V3S AC 100bar T-Port Pressure		DG4V3 AC 160bar T-Port Pressure	
Old part number	Old model code	New part number	New model code
02-311422	DG4V 3S 0AL M FTWL B5 60	833AN00364A	DG4V-3-0AL-M-FTWL-B8-60
02-109877	DG4V 3S 0A M FTWL B5 60	833AN00365A	DG4V-3-0A-M-FTWL-B8-60
02-109631	DG4V 3S 0A M FW B5 60	833AN00366A	DG4V-3-0A-M-FW-B8-60
02-137934	DG4V 3S 0A M U B5 60	833AN00345A	DG4V-3-0A-M-U-B8-60
02-109569	DG4V 3S 0BL M FTWL B5 60	833AN00367A	DG4V-3-0BL-M-FTWL-B8-60
02-109881	DG4V 3S 0BL M FTWL B5 60	833AN00367A	DG4V-3-0BL-M-FTWL-B8-60
02-109569	DG4V 3S 0BL M FTWL B5 60	833AN00367A	DG4V-3-0BL-M-FTWL-B8-60
02-109634	DG4V 3S 0BL M FW B5 60	833AN00368A	DG4V-3-0BL-M-FW-B8-60
02-109638	DG4V 3S 0B M FW B5 60	833AN00369A	DG4V-3-0B-M-FW-B8-60
02-109041	DG4V 3S 0B M U A5 60	833AN00297A	DG4V-3-0B-M-U-A8-60
02-109964	DG4V 3S 0C M FTWL B5 60	833AN00370A	DG4V-3-0C-M-FTWL-B8-60
02-109660	DG4V 3S 0C M FW B5 60	833AN00371A	DG4V-3-0C-M-FW-B8-60
02-147433	DG4V 3S 2A H M FW B5 60	833AN00372A	DG4V-3-2A-H-M-FW-B8-60
02-109646	DG4V 3S 2AL M FTWL B5 60	833AN00373A	DG4V-3-2AL-M-FTWL-B8-60
02-109626	DG4V 3S 2AL M FW B5 60	833AN00374A	DG4V-3-2AL-M-FW-B8-60
02-109830	DG4V 3S 2AL M U B5 60	833AN00298A	DG4V-3-2AL-M-U-B8-60
02-109627	DG4V-3S-2A-M-FPASWL-B5-6	833AN00375A	DG4V-3-2A-M-FPASWL-B8-60
02-109571	DG4V 3S 2A M FTWL B5 60	833AN00363A	DG4V-3-2A-M-FTWL-B8-60
02-137930	DG4V 3S 2A M FTWL B5 60	833AN00363A	DG4V-3-2A-M-FTWL-B8-60
02-109563	DG4V 3S 2A M FW B5 60	833AN00353A	DG4V-3-2A-M-FW-B8-60
02-109563	DG4V 3S 2A M FW B5 60	833AN00353A	DG4V-3-2A-M-FW-B8-60
02-109632	DG4V 3S 2A M U B5 60	833AN00292A	DG4V-3-2A-M-U-B8-60
02-110385	DG4V 3S 2BL M FTWL B5 60	833AN00376A	DG4V-3-2BL-M-FTWL-B8-60
02-110062	DG4V 3S 2B M FTWL B5 60	833AN00377A	DG4V-3-2B-M-FTWL-B8-60
02-109572	DG4V 3S 2B M FW B5 60	833AN00378A	DG4V-3-2B-M-FW-B8-60
02-354087	DG4V 3S 2C H M FTWL B5 6	833AN00379A	DG4V-3-2C-H-M-FTWL-B8-60
02-109690	DG4V 3S 2C M FPASWL B5 6	833AN00380A	DG4V-3-2C-M-FPASWL-B8-60
02-146822	DG4V 3S 2C M FTWL B5 60	833AN00381A	DG4V-3-2C-M-FTWL-B8-60
02-109820	DG4V 3S 2C M FTWL B5 60	833AN00358A	DG4V-3-2C-M-FTWL-B8-60
02-109820	DG4V 3S 2C M FTWL B5 60	833AN00358A	DG4V-3-2C-M-FTWL-B8-60
02-109575	DG4V 3S 2C M FW B5 60	833AN00356A	DG4V-3-2C-M-FW-B8-60
02-109670	DG4V 3S 2C M FW D5 60	833AN00382A	DG4V-3-2C-M-FW-D8-60
02-109686	DG4V 3S 2C M U B5 60	833AN00279A	DG4V-3-2C-M-U-B8-60
02-109026	DG4V 3S 2C M U D5 60	833AN00293A	DG4V-3-2C-M-U-D5-60

 Danfoss Power Solutions - Industrial Division
www.danfoss.com • AP452580755382em-000103 1 of 2

PVM045 Code B Pump launched

Vickers by Danfoss PVM series open-circuit piston pumps lead the industry in noise reduction, compact size and pressure rating. Engineered to take this renowned performance and reliability to new heights, the Code B design delivers enhanced components and features for maximum life and productivity. In addition, the new design standardizes housing and components to simplify manufacturing processes and reduce lead times.

Key Features:

- Pressure Up to 315 bar
- 45 - 50cc/rev (2.75 - 3.05in3/rev)
- Variable Speed Drive Ready
- Options for No control, Pressure Control, Load sensing

Data Sheet - [LINK](#)

Product Data Sheet

ENGINEERING TOMORROW **Danfoss**

Vickers® by Danfoss
PVM Series Open Circuit Piston Pump
Design Code B

Pumped up performance and availability

Vickers by Danfoss PVM series open-circuit piston pumps lead the industry in noise reduction, compact size and pressure rating. Engineered to take this renowned performance and reliability to new heights, the Code B design delivers enhanced components and features for maximum life and productivity. In addition, the new design standardizes housing and components to simplify manufacturing processes and reduce lead times.

New design enhancements

- High pressure shaft seal standard - longer life, minimize leakage risk
- New piston material - longer life
- Enlarged case port - better case draining
- Standardized design - better lead times

Features

- Quietest piston pumps in class
- Compact design delivers more power in less space
- Up to 4,000 psi continuous pressure
- High load bearings rated at up to 28,000 hours
- Saddle-type wash-plate with steel-backed polymer bearing for improved life
- Optional power control helps the machine use power more accurately
- Variable-speed technology generates power far more efficiently than fixed-speed pumps
- Better energy efficiency eliminates the need for costly, energy-consuming cooling equipment

Specs

- Technology - Axial piston
- Displacement - 18-141 cc (1.1-8.6 cu in)
- Continuous pressure rating - 315 bar (4,600 psi)

Markets/Applications

- Metal cutting
- Oil & gas
- Processing
- Mining
- Marine
- Energy

VICKERS by Danfoss

© Danfoss | Power Solutions | April 2023

Technical Catalog - [LINK](#)

Catalog

ENGINEERING TOMORROW **Danfoss**

Vickers by Danfoss
PVM Variable Displacement Piston Pump
Design Code B

Up to 315 bar
45 - 50cc/rev
(2.75 - 3.05in3/rev)
Variable Speed Drive Ready

VICKERS by Danfoss

Vickers by Danfoss | Industrial PVM Variable Displacement Piston Pumps

Hydrokraft PVZ 130/180cc Pump with marine certification launched

The new marine certified Hydrokraft PVZ piston pump comes in two sizes – 130 cc/rev and 180cc/rev and come with an integrated Vickers by Danfoss KBF proportional valve. Developed for MAN Energy Solutions, the pump takes over the duties of the camshaft at the heart of the ship’s two-stroke engine’s electrohydraulic system.

The Hydrokraft PVZ pump is a proven solution for new installations and a drop-in replacement for existing ship engine applications.

- Continuous operating pressure of 300bar, maximum 450bar according to marine classification guidelines
- Built-in control via a Vickers by Danfoss KBF proportional valve
- 48,000-hour service life, while operating at full ratings
- Valve plate design enables the pumps to run both clockwise and counterclockwise.
- Additional check-valve block prevents cavitations during reverse operation.

Brochure/model code info > [LINK](#)

Product Data Sheet

ENGINEERING TOMORROW **Danfoss**

Hydrokraft®
PVZ-130/180 with KBF proportional valve

Reliable, efficient control and actuation for ship engines

Superior performance, reliability and control

MAN Energy Solutions utilizes hydraulic piston pumps to take over the duties of the camshaft at the heart of their ship engine's electrohydraulic system. The high performing pumps control fuel injection and exhaust valve actuation that otherwise would be controlled by mechanical components. By providing continuously variable fuel injection and valve timing via hydraulic pumps, the camshaftless design has unlimited flexibility, enabling the intelligent engine to reduce fuel consumption and emissions.

The two-stroke engines are designed to run around the clock for years and the Hydrokraft PVZ pump is a perfect match to accompany these ships on their long journey. Pushing durability to new levels, the PVZ pump is engineered to perform its job for 48,000 hours in harmony with the ship's engine speed. In addition, when a ship is running astern, the direction of engine rotation needs to be reversed. Since the pumps are also driven by the engine's crankshaft, they are designed for both clockwise and counterclockwise operation.

Features

The Hydrokraft PVZ pump with integrated KBF proportional valves is a proven solution for new installations and a drop-in replacement for existing ship engine applications.

- Designed for drop-in replacement for competitor pump
- Continuous operating pressure of 300bar, maximum 450bar according to marine classification guidelines
- Built-in control via a Vickers by Danfoss KBF proportional valve
- Heavy-duty design ensures a 48,000-hour service life, while operating at full ratings
- Valve plate design enables the pumps to run both clockwise and counterclockwise
- Additional check-valve block prevents cavitations during reverse operation

Certifications

PVZ-130/180 Hydrokraft Pumps and KBF Valves are certified for marine applications. Contact your sales representative for information.

VICKERS
by Danfoss

© Danfoss | Power Solutions | Feb. 2023

AH4356479572an-000101

New US PVM Pump Stocking Program

To reduce lead times on Vickers by Danfoss PVM industrial pumps, we are introducing a new stocking program in the USA, from our Searcy, Arkansas facility. Standard lead time is 4 weeks.

These pumps also have the new "BY" feature which is a high-pressure shaft seal with adjustable maximum displacement and a covered thru-drive, enabling easy field conversions.

Stocking program benefits

- Reduced lead time to 1-4 weeks
- All new part numbers for easy identification
- High pressure shaft seal (BY) feature


Important notes:

- Order quantities greater than one piece may have longer lead time
- Standard pricing and rebates apply
- Available for orders shipped in the USA only

> [See PVM Series Piston Pumps](#)

Stocking levels updated weekly

Vickers by Danfoss PVM Pump Stocking Levels
6/23/2023



Item Number	Description	Port location	Flange	Shaft	Controller	Quantity On Hand
123AL00012B	PVM045ER05C2A31500001AB	Side	SAE B 2-bolt	SAE B Keyed	Compensator, high range	53
123AL00022B	PVM045ER05C2C315200001AB	Side	SAE B 2-bolt	SAE B Keyed	Load sense compensator, high range	58
123AL00018B	PVM045ER06C2A31500000AB	End	SAE B 2-bolt	SAE B-B Keyed	Compensator, high range	16
123AL00010B	PVM045ER06C2A31500001AB	Side	SAE B 2-bolt	SAE B-B Keyed	Compensator, high range	32
123AL00006B	PVM045ER06C2C315110001AB	Side	SAE B 2-bolt	SAE B-B Keyed	Load sense compensator, high range	64
123AL00008B	PVM045ER07C2C30200001AB-B000	Side	SAE B 2-bolt	SAE B 13t Splined	Load sense compensator, high range	9
123AL02537B	PVM045ER08C2A070000001AB	Side	SAE B 2-bolt	SAE B 15t Splined	Compensator, low range	16
123AL02522A	PVM074ER09G502BYA28000001AGA	Side	SAE C 4-bolt	SAE C Keyed	Compensator, high range	15
123AL02542A	PVM074ER09G502BYC25200001AGA	Side	SAE C 4-bolt	SAE C Keyed	Load sense compensator, high range	5
123AL02463A	PVM074ER10G502BYA38000001AGA	Side	SAE C 4-bolt	SAE C-C Keyed	Compensator, high range	14
123AL02464A	PVM074ER10G502BYC28200001AGA	Side	SAE C 4-bolt	SAE C-C Keyed	Load sense compensator, high range	10
123AL02495A	PVM074ER10G502BYL2820301AGA	Side	SAE C 4-bolt	SAE C-C Keyed	Power Limiter	8
123AL02492A	PVM074ER11G502BYC28200000AGA	Side	SAE C 4-bolt	SAE C 14t Splined	Load sense compensator, high range	17
123AL02529A	PVM098ER09G502BYA07000001AGA	Side	SAE C 4-bolt	SAE C Keyed	Compensator, low range	45
123AL02512A	PVM098ER09G502BYA28000001AGA	Side	SAE C 4-bolt	SAE C Keyed	Compensator, high range	53
123AL02530A	PVM098ER09G502BYC7110001AGA	Side	SAE C 4-bolt	SAE C Keyed	Load sense compensator, low range	16
123AL02521A	PVM098ER09G502BYE25200001AGA	Side	SAE C 4-bolt	SAE C Keyed	Load sense compensator, high range	22
123AL02535A	PVM098ER09G502BYE00200001AGA	Side	SAE C 4-bolt	SAE C Keyed	Industrial Compensator	10
123AL02465A	PVM098ER10G502BYA28000001AGA	Side	SAE C 4-bolt	SAE C-C Keyed	Compensator, high range	29
123AL02469A	PVM098ER10G502BYC28200001AGA	Side	SAE C 4-bolt	SAE C-C Keyed	Load sense compensator, high range	21
123AL02500A	PVM098ER10G502BYE00200001AGA	Side	SAE C 4-bolt	SAE C-C Keyed	Industrial Compensator	22
123AL02494A	PVM098ER10G502BYL28205001AGA	Side	SAE C 4-bolt	SAE C-C Keyed	Power Limiter	9
123AL02525A	PVM098ER11G502BYA25000001AGA	Side	SAE C 4-bolt	SAE C 14t Splined	Compensator, high range	30
123AL02526A	PVM098ER11G502BYC25200001AGA	Side	SAE C 4-bolt	SAE C 14t Splined	Load sense compensator, high range	11
123AL02538A	PVM131ER10G502BYA25000001AGA	Side	SAE C 4-bolt	SAE C-C Keyed	Compensator, high range	50
123AL02540A	PVM131ER10G502BYC25200001AGA	Side	SAE C 4-bolt	SAE C-C Keyed	Load sense compensator, high range	20
123AL02523A	PVM131ER10G502BYE00200001AGA	Side	SAE C 4-bolt	SAE C-C Keyed	Industrial Compensator	10
123AL02572A	PVM131ER11G502BYA38000001AGA	Side	SAE C 4-bolt	SAE C 14t Splined	Compensator, high range	32
123AL02541A	PVM131ER11G502BYC23200001AGA	Side	SAE C 4-bolt	SAE C 14t Splined	Load sense compensator, high range	5
123AL02462A	PVM131ER11G502BYA28000001AGA	Side	SAE C 4-bolt	SAE D Keyed	Compensator, high range	15
123AL02470A	PVM131ER11G502BYC28200001AGA	Side	SAE C 4-bolt	SAE D Keyed	Load sense compensator, high range	5
123AL02486A	PVM131ER11G502BYL2820301AGA	Side	SAE C 4-bolt	SAE D Keyed	Power Limiter	6
123AL02599A	PVM131ER11G502BYC28200001AGA	Side	SAE C 4-bolt	SAE C 14t Splined	Load sense compensator, high range	0
123AL02518A	PVM141ER10G502BYA25000001AGA	Side	SAE C 4-bolt	SAE C-C Keyed	Compensator, high range	71
123AL02517A	PVM141ER10G502BYC25200001AGA	Side	SAE C 4-bolt	SAE C-C Keyed	Load sense compensator, high range	20
123AL02571A	PVM141ER11G502BYE00200001AGA	Side	SAE C 4-bolt	SAE C 14t Splined	Industrial Compensator	11
123AL02468A	PVM141ER11G502BYA23000001AGA	Side	SAE C 4-bolt	SAE D Keyed	Compensator, high range	30
123AL02467A	PVM141ER11G502BYC23200001AGA	Side	SAE C 4-bolt	SAE D Keyed	Load sense compensator, high range	16
123AL02490A	PVM141ER11G502BYL23205001AGA	Side	SAE C 4-bolt	SAE D Keyed	Power Limiter	6

Note: All pumps have SAE flange ports, and all side ported pumps have a covered thru-drive.

Classified as Business

DMV (Directional Mobile Valve) - solution for mobile applications

The DMV directional control valve is a sectional valve based upon the proven Vickers by Danfoss KDG4V-3 high performance valve design, for control of velocity, direction, and acceleration or deceleration in mobile applications.

The DMV has direct-acting electric solenoid control for spool position and a closed-center, parallel or series circuit design that can also function as an open-center circuit by utilizing unloading inlet options. The sectional design enables you to configure a valve from a variety of modules to create the perfect solution for your application.

Data Sheet - [LINK](#)

ENGINEERING TOMORROW

Product Data Sheet

Vickers® by Danfoss DMV Directional Mobile Valve



Proportional directional valve solution for mobile applications

The DMV directional control valve is a sectional valve based on the proven Vickers by Danfoss KDG4V-3 high performance valve design, for control of velocity, direction, and acceleration or deceleration in mobile applications. The DMV has direct-acting electric solenoid control for spool position and a closed-center, parallel or series circuit design that can also function as an open-center circuit by utilizing unloading inlet options.

Versatile, modular design

The DMV valve offers versatility and flexibility through a sectional design, enabling you to configure a valve from a variety of modules to create the perfect solution for your application. Use up to six sections (or twelve sections*) per bank assembly to create custom, multi-functional circuits through optional banking functions such as inlet and work port options. In addition, auxiliary manifold blocks can be included in the stack as circuit needs arise, and the valve sections can themselves be added to larger, more complex manifold blocks to provide directional control.

* Depends upon intermediate module configurations

Features

- Provides load sense and PO check capability for closed and open circuit solutions
- The fully encapsulated solenoid coils are impervious to common industrial fluids. Coils can be removed and replaced quickly and easily
- Working sections are NFPA fatigue rated at 300 bar (4350 psi) for improved reliability and performance
- Add features to sections to create perfect solution, including: Service line reliefs, load sensing checks, pilot operated checks, inlet pressure compensation cartridge valves.
- Ability to provide various voltage control and connection options. IP65/67 coils ratings, dependent upon connection.
- The ON/OFF soft shift feature is also available to provide smoother control of actuator acceleration and deceleration than is possible with conventional solenoid valves. The result is minimum hydraulic shock, more reliable systems with longer component life and less downtime.

Specifications

- Pressure - Up to 300 BAR (4350 psi) service
- Flow - Up to 60 LPM (15 gpm)
- Sections - Up to 6 sections with inlet module and 12 with auxiliary modules.

Applications

- Aerial work platforms
- Mini-excavators
- Lawn tractors
- Backhoes
- Telehandlers
- Material handling equipment

Danfoss can accept no responsibility for possible errors in catalogues, brochures and other printed material. Danfoss reserves the right to alter its products without notice. This also applies to products already on order provided that such alterations can be made without substantial changes being necessary in specifications already agreed. All trademarks in this material are property of the respective companies. Danfoss and the Danfoss logo type are trademarks of Danfoss A/S. All rights reserved.

© Danfoss | Power Solutions | January 2023 AV438666110819en-000101

Thank you!

Danfoss