

Data sheet

Thermostat type AT

Application


The AT thermostat is designed to control the boiler on/off or the flow control valve open/close based on the flow temperature it measured. It senses the temperature in the pipe through its contact surface. And its temperature difference range is 4 – 12 °C.

The AT pipe thermostat comprises a bimetallic sensor, a contact system and a setting knob. On connection to terminals CO and NC the thermostat breaks on a rise in temperature. On connection to terminals CO and NO the thermostat closes on a rise in temperature.

The AT thermostat can be mounted on the pipe without emptying the plant of water.



Technical Data

Temperature range	30 to 90 °C
Temperature scale	external (code no. 041E0000)
Temperature differential	4 – 12 °C
Max. temperature plant surface	Ts90
Max. ambient temperature	55 °C
Storage temperature	-20 to 90 °C
Switch system	SPDT
Enclosure	IP40
Terminal CO-NC	Breaks on temperature rise
Terminal CO-NO	Closes on temperature rise
Switch load	6 (2.5) A, 250 Vac 0.1 A, 250 Vdc
 marking in accordance with the directives	<ul style="list-style-type: none">• EMC• LVD• RoHS
Environment	Normal
Installation	Installed in any position

Accessories

Product	Code no.
Heat-conductive compound ~ 6 g	041E0115
Heat-conductive compound ~ 454 g	041E0116

Data sheet

Thermostat type AT

Installation

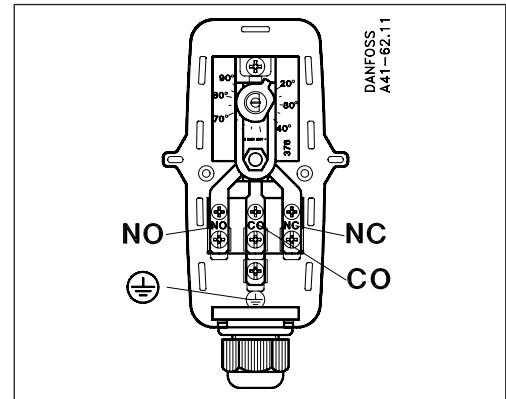
The AT thermostats are mounted directly on a pipe with the steel band provided, suitable for pipe sizes G ½ to 3.

A tube containing heat-conductive compound is supplied with the thermostat. The compound has very good heat conducting properties and should be applied between the thermostat contact surface and the pipe.

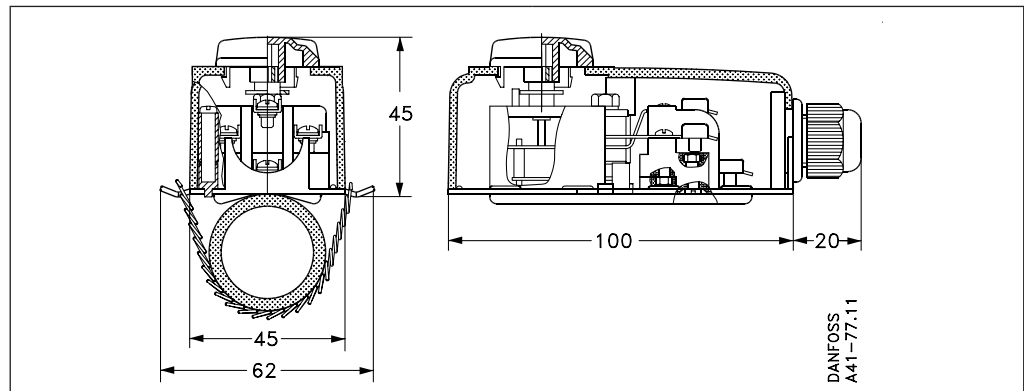
Electrical connections

Internal ground terminal screw in the base, M3.5. Alternatively, plug connection (AMP).

Electrical connection, M3.5 screw terminals or plug (AMP).



Dimensions



Additional documentation on burner components is available on <http://heating.danfoss.com/>

Danfoss A/S

Climate Solutions • danfoss.com • +45 7488 2222

Any information, including, but not limited to information on selection of product, its application or use, product design, weight, dimensions, capacity or any other technical data in product manuals, catalogues descriptions, advertisements, etc. and whether made available in writing, orally, electronically, online or via download, shall be considered informative, and is only binding if and to the extent, explicit reference is made in a quotation or order confirmation. Danfoss cannot accept any responsibility for possible errors in catalogues, brochures, videos and other material. Danfoss reserves the right to alter its products without notice. This also applies to products ordered but not delivered provided that such alterations can be made without changes to form, fit or function of the product.

All trademarks in this material are property of Danfoss A/S or Danfoss group companies. Danfoss and the Danfoss logo are trademarks of Danfoss A/S. All rights reserved.