

Data sheet

Pressure transmitter CANopen & SAE J1939 DST P92C



The DST P92C OEM pressure transmitter is designed for use in harsh environments as Mobile hydraulic applications.

Danfoss DST P92C is designed to comply with CANopen as well as SAE J1939.

It is a cost effective way to control complex machines and make also replacements cost- efficient while offering additional benefits such as diagnostic and communication. The DST P92C is with E1 type approval (vehicles and vehicle parts according to European directives for use on public roads).

The DST P92C is offered in a wide range of pressure ranges. For the pressure range 10 to 1200 bar the measuring element is made of stainless steel and covers a media temperature range of -40 to 150 °C.

Features

- Designed for use in off-highway vehicles.
- For ambient temperature up to 125 °C
- Pressure range 0–10 bar to 0-1200 bar
- Output signal:
CANopen
SAE J1939
- Wetted parts made of stainless steel
- Fully welded design and, therefore, no use of gasket in combination with wetted parts

Conformity

- CE marked
- E1 type approval



Note: In respect to Customer Change Notification, only changes in relation to Form Fit and Function can be informed upon!

Technical data

Overall accuracy @ operating temperature	+/- 0.5 %FS [0-105°C] +/- 1.5 %FS [-40 - 0 °C and 105 - 125 °C]
Thereof linearity, hysteresis and repeatability	<0.25%
Long-run stability	<0,2%FS p.a.

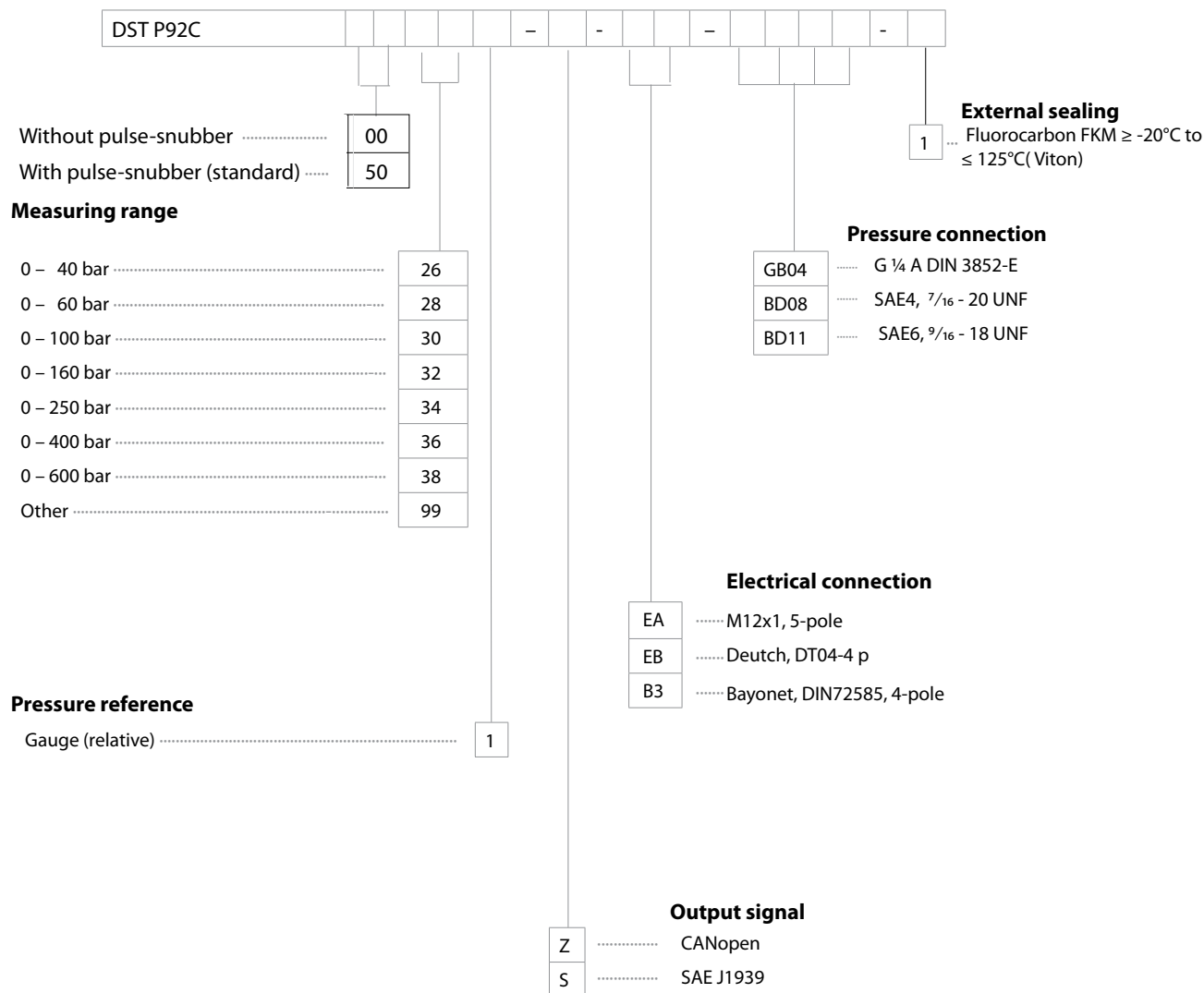
Overload and burst pressure

Standard pressure [bar]	10	40	60	100	160	250	400	600	1200
Overload pressure [bar]	40	100	200	200	500	500	800	1000	1600
Burst pressure [bar]	70	500	1000	1000	2500	2500	4000	>4000	>4000

Environmental conditions

Media temperature range	-40 – 150 °C	
Ambient temperature range	-40 – 125 °C	
Storage temperature range	-40 – 125 °C	
Voltage supply	9 ... 36 V	
Electrical Protection	Short circuit protected, signal on GND/VCC and reverse polarity protection	
EMC	EN 61000-6-2 EN 61000-6-4	
Vibration stability	20 g	EN 60068-2-6
Shock mechanical	500 g	EN60068-2-27
Enclosure	1.4301, PBT-GF30	
Material with medium contact	1.4542, FKM	
Weight	50 g	
Enclosure	IP 67	
CAN	Sample rate	1000 samples/s (max.)
	Digital filter	averaging adjustable
	Output protocol	Danfoss-CAN, CANopen, SAE J1939
	Electrical connection	M12 connector, DIN Bayonet (per DIN 72585), DT04-4 p

Ordering

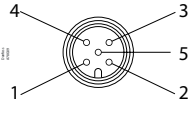
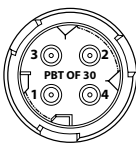
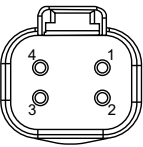


For other variants please contact Danfoss

Dimensions/Combinations

Type code	EA	B3	EB
	M12x1, 5-pol	Bayonet, DIN 82855, 4pole	Deutsch, DT04-4 p
HEX 22			
	G 1/4, DIN 3852-E	SAE 4, 7/16-20 UNF O-ring	SAE 6, 9/16-18 UNF O-ring
Type code	GB04	BD08	BD11
Recommend torque ¹⁾	22 Nm	22 Nm	22 Nm

Electrical connections

Type code	EA	B3	EB
	 <p>M12x1, 5-pole</p>	 <p>Bayonet DIN 72585, 4-pole</p>	 <p>Deutsch DT04-4P, 4-Pole</p>
Pin-plating	Au plating on Nickel	Tin plating on Nickel	Tin plating on Nickel
CAN	Pin 1: PE, Housing Pin 2: VCC Pin 3: GND Pin 4: CAN_H Pin 5: CAN_L	Pin 1: VCC Pin 2: GND Pin 3: CAN_H Pin 4: CAN_L	Pin 1: CAN_L Pin 2: VCC Pin 3: GND Pin 4: CAN_H

Recommended terminal layout

