

Partner Portal

– Quick Setup Guide

Alsmart®

In the Danfoss partner Portal you can find supporting materials for the Alsmart® range.

You will find the partner portal here: <https://partner.danfoss.com/>

Danfoss Partner Portal
Find the tools, resources, collaboration and support that you need to manage your design projects more efficiently with our products

- Product data tool**
Download all the necessary information about Danfoss products in a variety of formats
- Manage stock and branches**
Manage your stock and branches, and inform other about what you have available
- Knowledge hub**
Learn about Partner Portal and find other available information and assets relevant for you
- Invite a Partner**
A quick and easy way to apply for access to the portal tools for your Partner

Knowledge hub › See all


BIM models in the Product Data Tool
The Product Data Tool Excel output file is extended with BIM models. Building Information Modeling (BIM) is an intelligent, 3D model that provides a digital representation of product's physical and functional aspects throughout the life cycle of a building....
9/3/2024

Introducing new manual radiator thermostats
Introducing our new and complete range of epic manual radiator thermostats. It boasts enhanced user experience, including the unique click-connection, in a modern design with intuitive front scale and limiter pins. All variants offer fast response times and best CA...
9/3/2024

New drawing formats now available in the Product Data Tool
The Product Data Tool Excel output file is extended with drawing formats like ✓ DWF. This file format stands for Design Web Format. It is primarily used for sharing and viewing design and engineering data. DWF files...
9/3/2024

Digital Product Presentation Playbook
Digital Product Presentation Playbook: For wholesalers and partners. These guidelines were created to help you perform the best way possible. Learn about the important elements that improve your customer's digital journey, increase your visibility and help your digit...
8/7/2024

Step 1 - Login or register



Log in or sign up for a Danfoss Profile

[Log in](#) [Sign up](#)

[Log in with Danfoss SSO](#)

or

Email *

Password *

[Log in](#)

[Forgot your password?](#)

Use your Danfoss Profile to log into Partner Portal.

If you have not already made a Danfoss Profile, please use the signup button above to create one. The Danfoss Profile can be used for all Danfoss applications where you see this login screen.

Sign up for a Danfoss Profile

[Log in](#) [Sign up](#)

Benefits of a Danfoss Profile

- Easy access to a variety of Danfoss applications
- Single username and password
- Maintain your information in one place
- Overview of your Danfoss applications

We are not done including all our applications. You will soon have access to more of your preferred applications using the Danfoss Profile.

Email * Please enter email address

Password *

Re-type Password *

First name *

Last name *

I agree to [Danfoss Profile terms of use](#)

I have read and understood the [Danfoss privacy policy](#)

[Submit](#)

Step 2 – Select Knowledge Hub

Danfoss ENGINEERING TOMORROW

Anders Olsen

Danfoss Partner Portal

Find the tools, resources, collaboration and support that you need to manage your design projects more efficiently with our products

Product data tool

Download all the necessary information about Danfoss products in a variety of formats

Manage stock and branches

Manage your stock and branches, and inform other about what you have available

Knowledge hub

Learn about Partner Portal and find other available information and assets relevant for you

Invite a Partner

A quick and easy way to apply for access to the portal tools for your Partner

Knowledge hub [See all](#)



BIM models in the Product Data Tool

The Product Data Tool Excel output file is extended with BIM models. Building Information Modeling (BIM) is an intelligent, 3D model that provides a digital representation of product's physical and functional aspects throughout the life cycle of a building...

9/3/2024



Introducing new manual radiator thermostats

Introducing our new and complete range of epic manual radiator thermostats. It boasts enhanced user experience, including the unique click-connection, in a modern design with intuitive front scale and limiter pins. All variants offer fast response times and best CA...

9/3/2024



New drawing formats now available in the Product Data Tool

The Product Data Tool Excel output file is extended with drawing formats like:
✓ DWF: This file format stands for Design Web Format. It is primarily used for sharing and viewing design and engineering data. DWF files...

9/3/2024

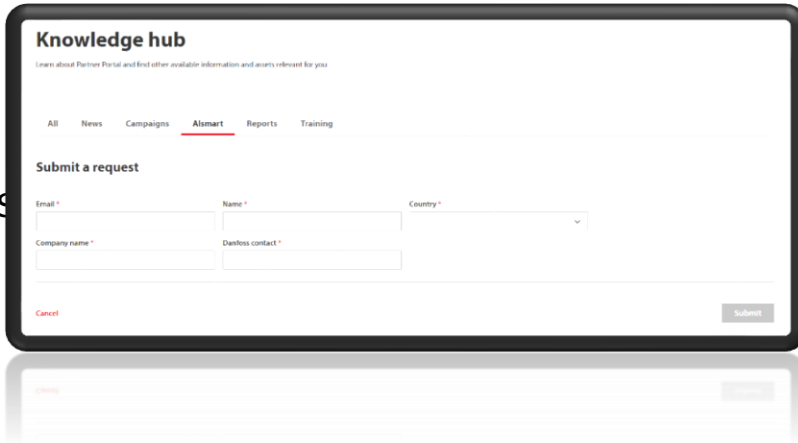
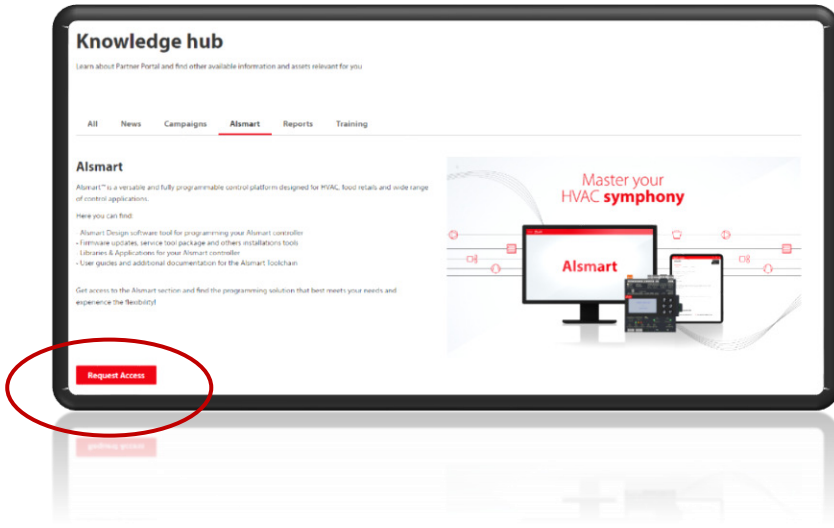


Digital Product Presentation Playbook

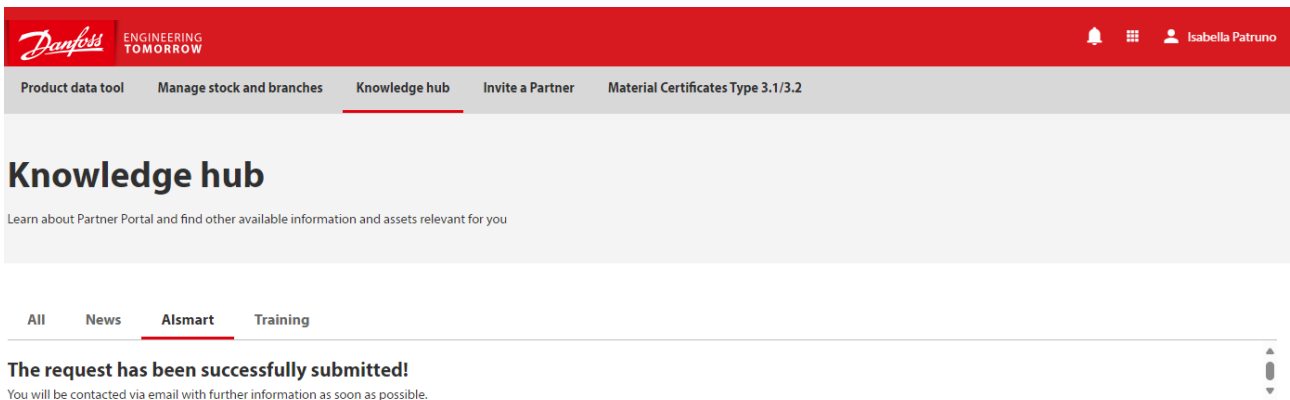
Digital Product Presentation Playbook: For wholesalers and partners. These guidelines were created to help you perform the best way possible. Learn about the important elements that improve your customer's digital journey, increase your visibility and help your digit...

8/7/2024

Step 3 – Request access to Alsmart® section

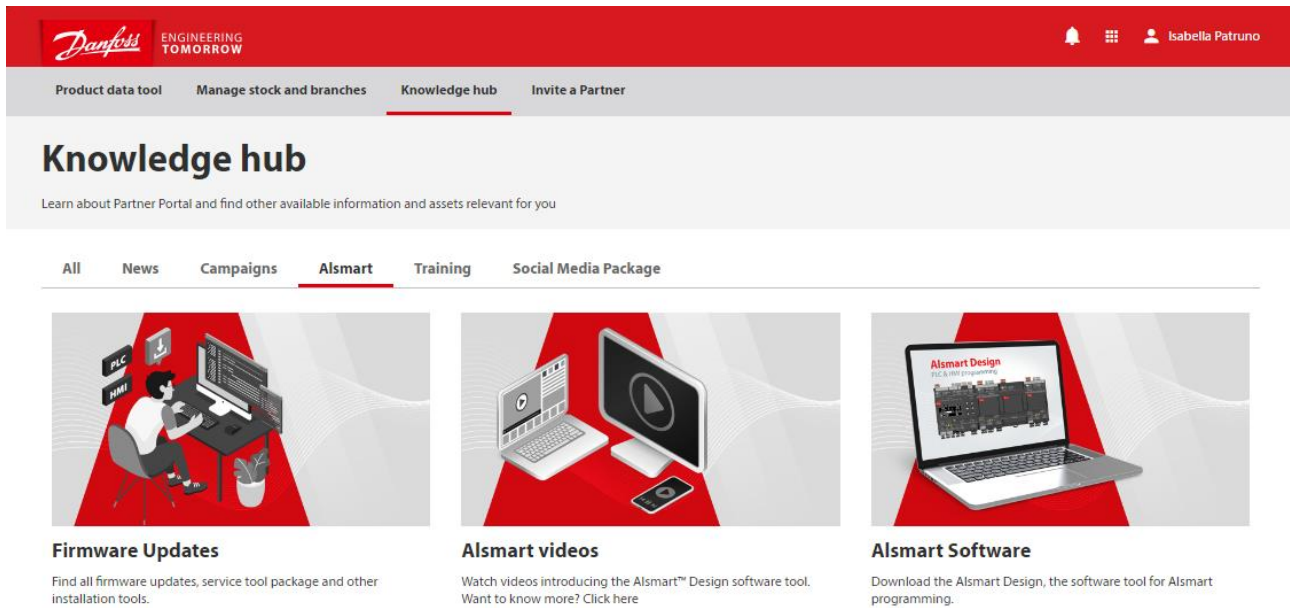


Wait for approval



Step 4 – Select the content you need

- Firmware updates (service tool package and other installation tools.)
- Alsmart® videos (introduction and interface setup)
- Alsmart® Software (Download the Alsmart® Design, the software tool for Alsmart programming.)



The screenshot shows the Danfoss Knowledge Hub website. The header includes the Danfoss logo and the tagline "ENGINEERING TOMORROW". A navigation bar contains links for "Product data tool", "Manage stock and branches", "Knowledge hub" (which is underlined), and "Invite a Partner". Below the navigation bar, the "Knowledge hub" title is displayed, followed by a sub-header: "Learn about Partner Portal and find other available information and assets relevant for you". A secondary navigation bar includes tabs for "All", "News", "Campaigns", "Alsmart" (which is underlined), "Training", and "Social Media Package". Three content cards are visible:

- Firmware Updates:** An illustration of a person at a computer workstation with a monitor displaying code. The text below reads: "Find all firmware updates, service tool package and other installation tools."
- Alsmart videos:** An illustration of a laptop and a monitor displaying a video player interface. The text below reads: "Watch videos introducing the Alsmart™ Design software tool. Want to know more? Click here"
- Alsmart Software:** An illustration of a laptop displaying the Alsmart Design software interface. The text below reads: "Download the Alsmart Design, the software tool for Alsmart programming."

Firmware update

Knowledge hub / Firmware Updates

Firmware Updates

6/5/2024

Find all firmware updates, service tool package and other installation tools.



Note! You need to accept conditions for Firmware download.

Type **All** Language **All** Sort by **All** Limit to **5**

	Alsmart Firmware Service Pack 1.05.08	Software	English	1/1/1	Download
---	--	----------	---------	-------	--------------------------

Alsmart® Design Package

Knowledge hub / Alsmart Software

Alsmart Software


7/11/2024


Download the Alsmart Design, the software tool for Alsmart programming.



Note! You need to accept conditions for software download.

Type **All** Language **All** Sort by **All** Limit to **5**

	Alsmart Design v.1.04.0006	Software	English	1/1/1	Download
---	-----------------------------------	----------	---------	-------	--------------------------

	Alsmart Design User Guide	PDF	English	6/6/2024	33.4 MB	Download
---	----------------------------------	-----	---------	----------	---------	--------------------------

Alsmart® Design Videos

Knowledge hub / Alsmart videos

Alsmart videos

7/11/2024

Watch videos introducing the Alsmart™ Design software tool.
Want to know more? [Click here](#)



Relevant videos



Introduction to Alsmart™ Design

In this video our product expert Edivaldo will give you an introduction to the Alsmart™ Design software tool focusing on: • Overview of menus and tabs • Create virtual I/O's and assign to hardware • Create a logic and...



Alsmart™ Design | How to setup interface screen and simula...

In this video our product expert Edivaldo will introduce the Alsmart™ Design software tool focusing on how to setup the interface screen and how to simulate applications.