

Data Sheet

Danfoss Ally™ Radiator Thermostat

Application



The Danfoss Ally™ Radiator Thermostat is a connected radiator thermostat for the residential use.

The Danfoss Ally™ Radiator Thermostat is battery powered, compact and easy to operate with a manual hand wheel and single button. The Danfoss Ally™ Radiator Thermostat is a Zigbee Certified Product, compatible with the Danfoss Ally™ Gateway and with the third party certified systems using a Zigbee technology.








The Danfoss Ally™ Radiator Thermostat is easy to install, in just 30 seconds! The adapters are available for all thermostatic valves manufactured by Danfoss and most other radiator valve manufacturers.

Features:

- Programming and control via a ZigBee gateway
- Energy savings
- Easy to install
- Easy to operate
- Manual mode
- Open-window function
- PID Accurate temperature control
- Adaptive learning
- Easy to read LCD display
- Display rotation -180 degrees
- Min./max. temp. range
- Child lock function
- Frost protection function
- Valve exercise function
- Backlit display
- Battery life time up to 2 years
- Visual warning of low battery
- Software upgradeable
- Eu.bac certification: License number 24186, CA level: 0.4


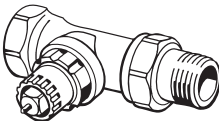


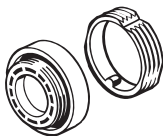
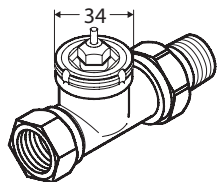

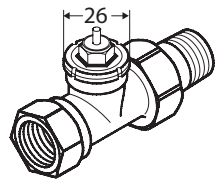



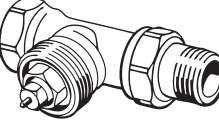




Product	Language	Adapters (included)	Code No.
Danfoss Ally™ Radiator Thermostat	EN, DE, DA, FR, IT, ES, PL, CS, UA, RU, SV, FI, IS, ET, LV, LT, SK, SL, RO, HR, TR	RA, M30	014G2420
Danfoss Ally™ Radiator Thermostat	EN, DE, DA, FR, IT, ES, PL, CS, UA, RU, SV, FI, IS, ET, LV, LT, SK, SL, RO, HR, TR	RA, M30, RAV, RAVAL	014G2460
Danfoss Ally™ Radiator Thermostat	IT	RA, M30, Caleffi, Giacomini	014G2461

Specifications

Thermostat type	Programmable electronic radiator valve controller
Recommended use	Residential (pollution degree 2)
Actuator	Electromechanical
Display	LCD with white backlight
Software classification	A
Control	PID
Power supply	2 x 1.5 V alkaline AA batteries
Power consumption	3 mW in standby, 1.2 W when active
Trasmission Frequency / Power	2,4 GHz / < 40 mW
Battery life	Up to 2 years
Low battery signal	Battery icon will flash in display.
Ambient temperature range	0 to 40 °C
Transportation temperature range	-20 to 65 °C
Maximum water temperature	90 °C
Temperature setting range	5 to 35 °C
Clock accuracy	+/- 10 min/year
Spindle movement	Linear, up to 4.5 mm, max. 2 mm on valve (1 mm/s)
Noise level	<30 dBA
Safety classification	Type 1
Color	RAL 9016
Open-window function	Activated at temperature decrease or by ZigBee command
Weight (incl. batteries)	198 g (with RA adapter)
IP class	20 (not to be used in hazardous installations or in places where it will be exposed to water)
Integrations*	Partner API, Google Assistant, Amazon Alexa.
Approvals, markings etc.	      

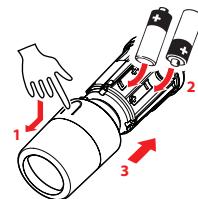
* Requires Danfoss Ally™ Gateway.

Accessories

Adapter type	Code no.	Adapter	Valve
For Danfoss RA valves	014G0251		
For valves M30 x 1,5 (K)	014G0252		
For Danfoss RAV valves	014G0250		
For Danfoss RAVL valves			
For Danfoss RTD valves	014G0253		
For M28 valves: - MMA - Herz - Comap	014G0264		
For Caleffi and Giacomini valves (Both adaptors supplied)	014G0263	 	 

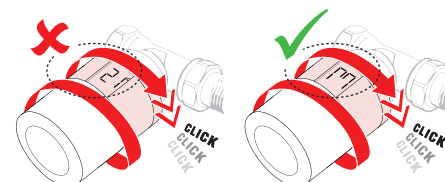
Mechanical Installation

1. Start by mounting the appropriate adapter. Identify the needed adapter from the table on pg 3.
2. Insert the batteries, then mount the thermostat onto the adapter by turning it until you hear a click.

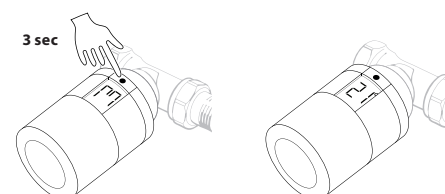


CAUTION!

Mounting onto the valve must be done in "M" mode, otherwise that could cause the thermostat damage.

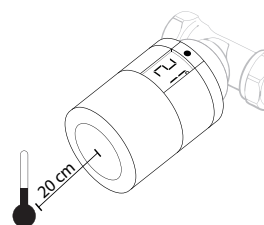


3. Press and hold the button for 3 seconds. The Danfoss Ally™ Radiator Thermostat is now mounted and will display the current temperature.



Measuring the room temperature

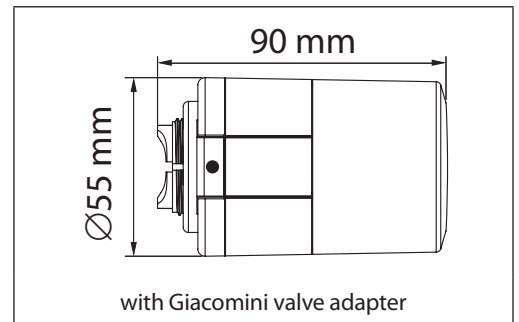
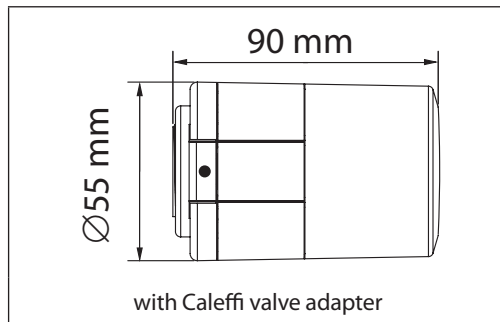
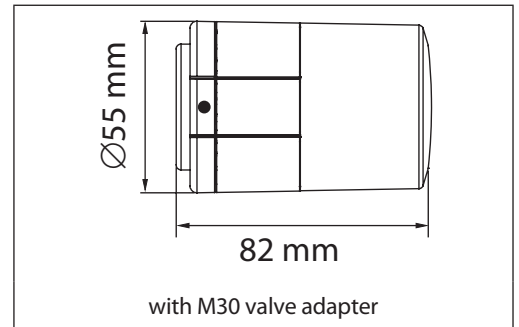
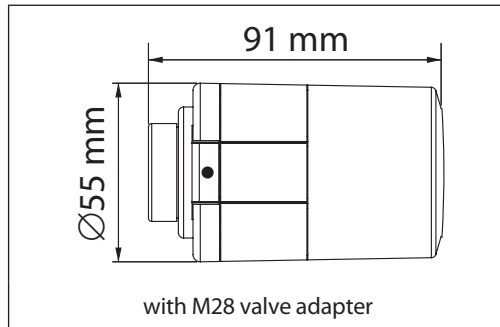
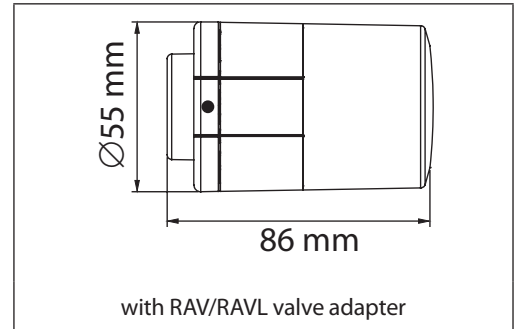
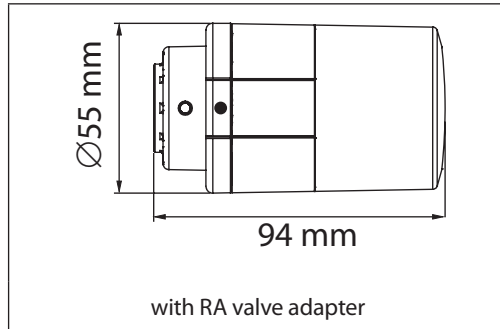
The Danfoss Ally™ Radiator Thermostat is measuring the temperature with multiple built-in sensors to ensure accurate control. Based on these readings the room temperature is calculated for an area approx. 20 cm in front of the display. This allows the Danfoss Ally™ Radiator Thermostat to control the actual room temperature very accurately.



Be aware that sources of cold or heat, e.g. fireplace, direct sun or draft, might affect the function of the Danfoss Ally™ Radiator Thermostat.

Note! The displayed temperature is always the set temperature, not the actual room temperature.

Dimensions



Danfoss A/S

Climate Solutions • danfoss.com • +45 7488 2222

Any information, including, but not limited to information on selection of product, its application or use, product design, weight, dimensions, capacity or any other technical data in product manuals, catalogues descriptions, advertisements, etc. and whether made available in writing, orally, electronically, online or via download, shall be considered informative, and is only binding if and to the extent, explicit reference is made in a quotation or order confirmation. Danfoss cannot accept any responsibility for possible errors in catalogues, brochures, videos and other material. Danfoss reserves the right to alter its products without notice. This also applies to products ordered but not delivered provided that such alterations can be made without changes to form, fit or function of the product.

All trademarks in this material are property of Danfoss A/S or Danfoss group companies. Danfoss and the Danfoss logo are trademarks of Danfoss A/S. All rights reserved.