


Fact sheet

Termix One-B

Instantaneous water heater for flats, single-family houses and small apartment buildings with up to 10 flats



FEATURES AND BENEFITS

- Instantaneous water heater
- DHW regulation with an accelerated thermostatic control
- Capacity: up to 90 kW on DHW
- DHW in sufficient quantity
- Operates independently of differential pressure and flow temperature
- Minimum space required for installation
- Pipes and plate heat exchanger made of stainless steel
- Minimized risk of lime scale and bacteria formation

Application

The Termix One is an instantaneous water heater featuring superb heat extraction and high performance. The Termix One is suitable for flats, single-family houses as well as for small apartment buildings with up to 10 apartments. The water heater is available in three sizes, either for 1 apartment, for 1-4 apartments or for 5 up to 10 apartments. The Termix One is applicable for decentralized heating systems – as well as for district heating networks with summer operation at low temperatures or changes in differential pressure. The Termix One heat exchanger cools out the district heating water very efficiently, thereby creating a very good operation economy.

Domestic hot water (DHW)

The domestic hot water is prepared in the heat exchanger and the temperature is regulated with a thermostatic control valve. The patented sensor accelerator accelerates the closing of the Danfoss AVTB valve and protects the heat exchanger against overheating and lime scale formation. The sensor accelerator and AVTB valve also works as a bypass keeping the house supply line warm. This shortens the waiting periods during summer when the heating system is in reduced operation. The sensor accelerator helps to ensure a stable hot water temperature by varying loads, flow temperatures and differential pressure without the need for readjusting the valve. There is no additional pressure loss on the secondary side of the DHW heat exchanger with a thermostatic control. Therefore this type of regulation can be used by low pressure on the in the cold water mains.

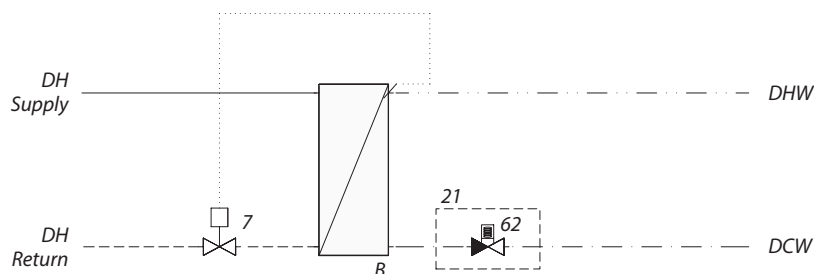
Options

The water heater can be supplied with built in non-return valve and safety valve mounted in the cold water supply. The water heater can also be supplied with a thermostatic circulation valve and a non-return and pressure equalizer (GTU).

Construction

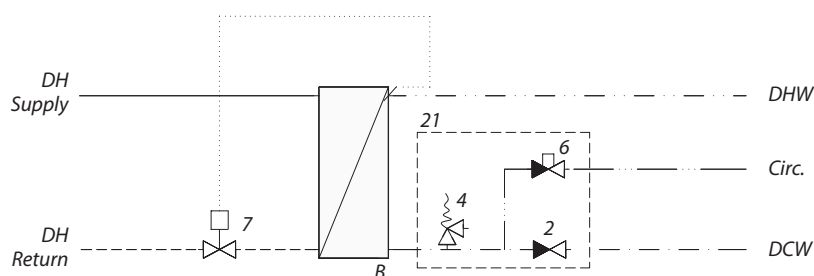
All pipes are made of stainless steel. The connections are made by nuts and gaskets. The Termix One is delivered with an attractive steel grey cover in modern design, emphasising the high level of quality and comfort which characterises this product.

CIRCUIT DIAGRAM – EXAMPLE



Termix One – with GTU

- B Plate heat exchanger DHW
- 7 Thermostatic valve
- 21 To be ordered separately
- 62 GTU pressure equalizer



Termix One – with safety valve

- B Plate heat exchanger DHW
- 2 Non-return valve
- 4 Safety valve
- 6 Thermostatic / non-return valve
- 7 Thermostatic valve
- 21 To be ordered separately

Technical parameters:

Nominal pressure: PN 16
 DH supply temperature: $T_{max} = 120\text{ }^{\circ}\text{C}$
 DCW static pressure: $P_{min} = 0.5\text{ bar}$
 Brazing material (HEX): Copper

Weight incl. cover: 10–12 kg
 (incl. packing)

Cover: Grey-lacquered steel

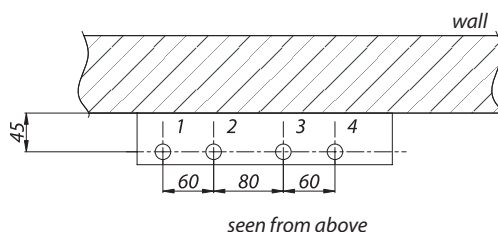
Dimensions (mm):

Without cover:
 H 428 × W 312 × D 155 (type 1+2)
 H 468 × W 312 × D 155 (type 3)

With cover:
 H 430 × W 315 × D 165 (type 1+2)
 H 470 × W 315 × D 165 (type 3)

Connections:

1. Domestic cold water (DCW)
2. Domestic hot water (DHW)
3. District Heating (DH) supply
4. District heating (DH) return



seen from above

Connections sizes:

DH + DCW + DHW: G 3/4" (ext. thread)

Options:

- Booster pump (increases DH flow)
- Grey-lacquered steel cover
- Safety valve and non-return valve (10 bar)
- Safety valve with thermostatic circulation set
- Non-return and pressure equalizer (GTU)

DHW: CAPACITY EXAMPLES, 10 °C / 50 °C

| Substation type | DHW capacity [kW] | Supply flow primary [°C] | Return flow primary [°C] | Pressure loss primary [kPa] | Flow rate secondary [l/h] | Substation type | DHW capacity [kW] | Supply flow primary [°C] | Return flow primary [°C] | Pressure loss primary [kPa] | Flow rate secondary [l/h] |
|--|-------------------|--------------------------|--------------------------|-----------------------------|---------------------------|---|-------------------|--------------------------|--------------------------|-----------------------------|---------------------------|
| Type 1 w/AVTB 15 1 household | 29.3 | 60 | 23.0 | 20 | 630 | Type 2 w/AVTB 20 up to 4 households | 21.0 | 60 | 24.4 | 20 | 744 |
| | 38.2 | 60 | 25.2 | 45 | 822 | | 47.1 | 60 | 26.8 | 45 | 1014 |
| | 37.8 | 70 | 20.0 | 20 | 816 | | 45.1 | 70 | 21.3 | 20 | 972 |
| | 52.3 | 70 | 22.4 | 45 | 1128 | | 65.6 | 70 | 23.8 | 45 | 1410 |
| Type 3 w/AVTB 20 5 to 10* households | 60 | 60 | 23.0 | 35 | 1280 | – | – | – | – | – | – |
| | 66 | 60 | 24.0 | 45 | 1426 | – | – | – | – | – | – |
| | 80 | 70 | 20.3 | 35 | 1730 | – | – | – | – | – | – |
| | 90 | 70 | 21.0 | 45 | 1940 | – | – | – | – | – | – |

* Capacity for 10 households at 70 °C DH flow temperature

Danfoss Randall Ltd. • Unit A4, Centre Point Business Park, Oak Road • Dublin 12 • Ireland

Tel.: +353 1800 930 243 • Fax: +353 1800 556 691 • districtheating@danfoss.com • www.dh.danfoss.com

Danfoss can accept no responsibility for possible errors in catalogues, brochures and other printed material. Danfoss reserves the right to alter its products without notice. This also applies to products already on order provided that such alterations can be made without consequential changes being necessary in specifications already agreed. All trademarks in this material are property of the respective companies. Danfoss and the Danfoss logotype are trademarks of Danfoss A/S. All rights reserved.