


Product catalogue 2025

Global | March 2025

DEVI 
by Danfoss

Make it easy,
make it **DEVI**



The future
is electric

DEVI Warranty

DEVI has consistently delivered value to customers through a commitment to quality, reliability, and innovation. Our products are supported by industry-leading assistance including the DEVIwarranty™.

It not only covers the replacement of cables or mats but also extends to the reimbursement of installation and material costs for up to 20 years!

Comprising five individual warranties, DEVI provides you with complete peace of mind when using Electric Heating products.

We offer you the best warranties in the market.

The warranty is a series of five individual, best-in-market warranties to give you full peace of mind while using Electric Heating products.

Scan QR code



To visit site
of DEVI Warranty

We provide two warranty types:



Product

Product warranty



Product

Installation

Floor/Surface

Full-service warranty valid from 1st of July, 2021

**Our quality management system
certifications and compliances**



Along with full compliance with EU
directives and product approvals

Applications overview



Make it easy,
make it DEVI

Floor heating systems

Comfort floor heating and Total heating 6

Ice and snow melting systems

Frost protection of ground, road, roof, antennas, etc 8

Pipe tracing

Frost protection and temperature maintenance 10

Sport fields and agriculture

Heating of football fields, seed beds, farms 12

Vineyards frost protection systems


Spring season frost protection 14

Cold stores and Concrete hardening

Preventing frost damage to foundations and floors 16

Other heating elements

18



**Unique drinking
water approved*
heating cable
DEVipeheat™ 10 V3**

*KTW-BWGL drinking
water approval



1 Indoor installations:

- DEVIflex™ 10T & 18T heating cable
- DEVIcomfort™ 10T heating cable
- DEVIcomfort™ 100T & 150T heating mat
- DEVIamat™ 70T, 100T, 150T, 200T heating mat

Control options: DEVIreg™ Basic Polar white, DEVIreg™ Room Polar white, DEVIreg™ Opti, DEVIreg™ Touch, DEVIreg™ Smart

2 Ground, stairs, terraces:

- DEVIsafe™ 20T heating cable
- DEVIsnow™ 20T & 30T heating cable
- DEVIsnow™ 300T heating mat

Control options: DEVIreg™ 850, DEVIreg™ 330, DEVIreg™ 316, DEVIreg™ 610, DEVIreg™ Multi

3 Asphalt installations:

- DEVIasphalt™ 30T heating cable
- DEVIasphalt™ 300T heating mat

Control options: DEVIreg™ 850, DEVIreg™ 330, DEVIreg™ 316, DEVIreg™ 610, DEVIreg™ Multi

4 Roof areas:

- DEVIsafe™ 20T heating cable
- DEVIsnow™ 20T & 30T heating cable
- DEVIceguard 18 self-limiting cable

Control options: DEVIreg™ 850, DEVIreg™ 330, DEVIreg™ 316, DEVIreg™ 610, DEVIreg™ Multi

5 Downpipes, gutters:

- DEVIsafe™ 20T heating cable
- DEVIsnow™ 20T & 30T heating cable
- DEVIceguard 18 self-limiting cable

Control options: DEVIreg™ 850, DEVIreg™ 330, DEVIreg™ 316, DEVIreg™ 610, DEVIreg™ Multi

6 Pipe frost protection:

- DEVipeheat™ 10 V3 self-limiting heating cable (IN and ON pipe installation, approved for drinking water use)
- DEVIpipeguard™ self-limiting heating cable (ON pipe installation)

Control options: DEVIreg™ Plug-in, DEVIreg™ 610, DEVIreg™ 330, DEVIreg™ 316

7 Domestic hot water:

- DEVIhotwatt™ self-limiting heating cable (ON pipe installation)

Control options:
DEVIreg™ Hotwater



Floor heating systems

Underfloor heating provides the most comfortable indoor climate in all rooms. The heat distributed by underfloor cables or mats is more evenly than with heating methods relying on radiators or airborne systems.

DEVI intelligent solutions are invisible and saves space by eliminating the need for radiators, pipes and other installations.

Nowadays electrical floor heating solutions with intelligent thermostats provided by DEVI are not only comfortable but also energy efficient and environmentally friendly. You have to consider what kind of heating method is suitable for your needs before installing floor heating.

Examples of floor heating by DEVI



Northern Lights village Levi, Finland

Opened on the 1st of November 2019, Northern Lights village in Levi, Finland, offers immersive arctic experience in Lapland. The project size is 640 m² (40 igloos * 16 m² each).

Products

DEVIcell™ Dry
DEVIflex™ 10T
DEVIreg™ Smart



Mjøstårnet - the World's tallest timber building, Norway

Mjøstårnet is an 18-storey mixed-use building in Brumunddal, Norway. It is officially the world's tallest timber building, at 85.4 m (280 ft) tall. The project size is 72 hotel bathrooms.

Products

DEVIcell™ Dry
DEVIreg™ Smart



Floor heating systems, comfort floor heating and total heating

Total heating meaning the only source of heating and comfort heating meaning additional comfort heating. Electrical floor heating is very well suited for advanced timer-controls, so that you only heat up the room when you are actually at home, this is sound economy and good for environment.

Products	Standard	Mechanical class *	Applications			
			Concrete more than 3 cm	Thin concrete less than 3 cm	Dry solutions	Joist floors
Page no.						
Cables and Mats						
DEVIbasic™ 10S	IEC60800:1992	C	25	25		25
DEVIbasic™ 20S - 230 V & 400 V	IEC60800:1992	C	27			
DEVIbasic™ Drum Goods	IEC60800:1992		29			
DEVIcomfort™ 10T	IEC60800:2009	M1		30	30	30
DEVIflex™ 6T	IEC60800:2009	M2		20		20
DEVIflex™ 10T	IEC60800:2009	M2	21	21		21
DEVIflex™ 18T	IEC60800:2009	M2	23			
DEVIheat™ 150S & Mirror 150S	IEC60335-1 + IEC60335-2-96			41		
DEVIcomfort™ 100T	IEC60335-1 + IEC60335-2-96			38		
DEVIcomfort™ 150T	IEC60335-1 + IEC60335-2-96			39		
DEVIimat™ 70T	IEC60335-1 + IEC60335-2-96			32		
DEVIimat™ 100T	IEC60335-1 + IEC60335-2-96			33		
DEVIimat™ 150T	IEC60335-1 + IEC60335-2-96			35		
DEVIimat™ 200T	IEC60335-1 + IEC60335-2-96			37		
DEVIflex 50T	IEC60800:2009	M2	43			
DEVIflex 75T	IEC60800:2009	M2	44			
DEVIflex 100T	IEC60800:2009	M2	45			
DEVIflex 150T	IEC60800:2009	M2	46			
DEVIflex 175T	IEC60800:2009	M2	47			
DEVIcell™						48
Thermostats						
DEVIreg™ 130/132	EN 60730-1 + EN 60730-2-9		94	94		
DEVIreg™ 233	EN 60730-1 + EN 60730-2-9		92	92		
DEVIreg™ 330 (5 °C - 45 °C)	EN 60730-1 + EN 60730-2-9		115	115		
DEVIreg™ 530/531/532	EN 60730-1 + EN 60730-2-9		96	96		
DEVIreg™ Opti	EN 60730-1 + EN 60730-2-9		98	98	98	98
DEVIreg™ Basic	LVD 60730-1, -2-7 and -2-9 EMC EN 301 489 -1 and -17 RF EN 300328		100	100	100	100
DEVIreg™ Basic Polar white	LVD 60730-1, -2-7 and -2-9 EMC EN 301 489 -1 and -17 RF EN 300328		102	102	102	102
DEVIreg™ Room	LVD 60730-1, -2-7 and -2-9 EMC EN 301 489 -1 and -17 RF EN 300328		104	104	104	104
DEVIreg™ Room Polar white	LVD 60730-1, -2-7 and -2-9 EMC EN 301 489 -1 and -17 RF EN 300328		106	106	106	106
DEVIreg™ Touch	EN 60730-1 + EN 60730-2-9		108	108	108	108
DEVIreg™ Smart	EN 60730-1 + EN 60730-2-9		110	110	110	110

Ice and snow melting systems

Many homeowners experience the challenges of ice and snow on the roof, in gutters, downpipes and on the driveway. Electric heating cables can minimize these problems. DEVI's ice and snow melting system is designed to provide comfort and safety for people, vehicles, and buildings.

Ground applications


DEVI outdoor heating solutions clean snow and ice from your driveway and provide safe walking and driving. The most common DEVI ice and snow melting applications on ground are car parks, driveways, pavements, outdoor steps, loading platforms, and bridges. DEVI's ice and snow melting system works well with most common surface covering materials such as asphalt, concrete, and tiles.

Roof applications

Ice and snow melting systems offered by DEVI for roofs and gutters protect them from damages caused by icicles. The solution can be installed in any type of roof construction where there is a need to prevent melt water deposits in roof gutters and reduce damages to constructions like frozen facades and roofs.

In roof gutters and downpipes damage is prevented by an efficient and free draining of melt water, which naturally ensures that the system functions satisfactorily.


Examples of ice&snow melting by DEVI



The first underground roundabout, Slovakia

More than 1,300 bus connections run daily in this location. Total area is 800 m².

Products
 DEVisnow™ 300T 400V
 DEVIreg™ 850 IV (10 pcs. paired with DEVIreg™ 850 IV, (2 pcs. with weather station)



Grand Airport, Istanbul, Turkey

Istanbul Airport is the main international airport serving Istanbul, Turkey. The project size is 4100 m².

Products
 DEVisnow™ 30T
 DEVIflex™ 10T
 DEVIreg™ 330
 Alutape



Remarkables Ski Field Queenstown, New Zealand

Snow and ice melting system was installed on the outdoor patio of the base building divided by 22 zones. The project size is 2500 m².

Products
 DEVisnow™ 30T

Ice and snow melting systems, frost protection of ground, road, roof, antennas, etc.

When heating cables are installed to melt snow or slippery ice from ground areas, safety and cost savings go hand in hand. These systems can be used at home in pavements, driveways and walkways or in commercial car parks, ramps, steps and areas of drainage. It can even be used to melt snow and ice from mastic asphalt surfaces.

Products	Standard	Mechanical class *	Applications				
			Frost protection - antennas / wires	Roofs and gutters	Asphalt (mastic) - high temperature	Asphalt - low temperature	Pavements, roads and ramps
			Page no.				
Cables and Mats							
DEVIsafe™ 20T - 230V	IEC60800:2009	M2	57	57			57
DEVisnow™ 20T - 230 V & 400 V	IEC60800:2009	M2	59	59			59
DEVisnow™ 30T - 230 V & 400 V	IEC60800:2009	M2	61	61			61
DEVisnow™ 300T - 230 V & 400 V	IEC60800:2009	M2		63			63
DEVisnow™ Drum Goods	IEC60800:2009		65	65			65
DEVIasphalt™ 30T	IEC60800:2009	M2			66	66	
DEVIasphalt™ 300T - 230 V & 400 V	IEC60800:2009	M2			67	67	
DEVIiceguard™ 18 (T) Ready-made	SS 424 24 11: 1992 EN/IEC 62395-1: 2013		83	83			
DEVIiceguard™ 18 (T) Drum Goods	EN 62395-1: 2013		81	81			
DEVIiceguard™ 18 (B) Drum Goods	EN 62395-1: 2013		79	79			
Thermostats							
DEVIreg™ 316	EN 60730-1 + EN 60730-2-9		117	117	117	117	117
DEVIreg™ 330 (-10 °C - +10 °C)	EN 60730-1 + EN 60730-2-9		115	115	115	115	115
DEVIreg™ 330 (5 °C - 45 °C)	EN 60730-1 + EN 60730-2-9		115		115	115	115
DEVIreg™ 610	EN 60730-1 + EN 60730-2-9		119	119	119	119	119
DEVIreg™ 850 IV	EN 60730-1 + EN 60730-2-9			122	122	122	122
DEVIreg™ Multi	EN 60730-1 + EN 60730-2-9		120	120	120	120	120

Pipe tracing

DEVI's pipe tracing systems may be used for two main purposes:

1. Frost protection systems are installed where there is a need to prevent water and sanitary pipes from freezing and becoming ice-damaged.
2. Temperature maintenance systems ensure that hot water or fluid pipes maintain the required temperature.

DEVI's pipe tracing systems may be used on the inside and outside of pipes, for indoor and outdoor pipe networks as well as for pipes above and below the ground.

The advantages of the pipe tracing systems are:

- Ice-free pipes
- Constant flow in pipes
- Depth reduction for underground pipes
- No repair costs after a hard winter
- No hardening of fatty products in pipe systems
- Efficient hot water supply.

Examples of pipe tracing by DEVI



Sutla Building, Ljubljana, Slovenia

DEVI was chosen for the pipe tracing solutions and heating roof, gutters & down pipes, as well as parking entrance.

Products

- DEVIpipeguard™ 10
- DEVIpipeguard™ 25
- DEVIreg™ 330 thermostats
- DEVIsnow™ 30T
- DEVIreg™ 850 – 10 pcs.
- Roof Sensors – 5 pcs.
- Ground Sensors – 13 pcs.



Suzhou Apartments, China

Suzhou city was founded in 500 BC. is nowadays a major city located in south-eastern Jiangsu Province of East China. The project size is 2 apartment buildings, 600 apartments.

Products

- DEVIhotwatt™ 55




Pipeline in Strzelce Opolskie, Poland

Electric heating of pipes to protect them against frost damage.

Products

- DEVIflex™ 18T
- DEVIreg™ 330



Pipe tracing, frost protection and temperature maintenance

During the winter, problems with frost in fresh water pipes, waste water pipes, cooling water pipes, supply water pipes and sprinkler systems can be avoided by heating the pipes internally or externally. The DEVI systems provide either a constant wattage system or a self-limiting system.

Products	Standard	Mechanical class *	Applications			
			Pipe tracing - temp. maintenance, externally	Pipe tracing - frost protection, externally	Pipe tracing - frost protection, internally	Pipe tracing - Domestic hot waterexternally
Page no.						
Cables and Mats						
DEVIbasic™ 10S	IEC60800:1992	C	25	25		
DEVIbasic™ 20S - 230 V & 400 V	IEC60800:1992	C	27	27		
DEVIbasic™ Drum Goods	IEC60800:1992		29	29		
DEVIflex™ 6T	IEC60800:2009	M2	20	20		
DEVIflex™ 10T	IEC60800:2009	M2	21	21		
DEVIflex™ 18T	IEC60800:2009	M2	23	23		
DEVImulti™ PVC	IEC60800:1992		87	87		
DEVlaqua™ 9T - 230 V/400V/ Special order	IEC60800:2009	M1			54	
DEVIpipeheat™ 10 V2	IEC 60335-1:2012			49		
DEVIpipeheat™ 10 V3	IEC 60335-1:2012				51	
DEVIhotwatt™ 45 / 55 / 70	DIN VDE 0254: 1994-06					85
DEVIpipeguard™ (B) 10/25/33	DIN VDE 0254: 1994-06		69	69		
DEVIpipeguard™ LSZH 10/25/33	EN 62395-1: 2013		73	73		
DEVIpipeguard™ 30/60 Industry	VDE E 0254: 94		77	77		
Thermostats						
DEVIreg™ 316	EN 60730-1 + EN 60730-2-9		117	117	117	
DEVIreg™ Plug-in	EN 60730-1 + EN 60730-2-9				114	
DEVIreg™ 330 (-10 °C - +10 °C)	EN 60730-1 + EN 60730-2-9		115	115	115	
DEVIreg™ 330 (5 °C - 45 °C)	EN 60730-1 + EN 60730-2-9		115	115	115	
DEVIreg™ 330 (60 °C - 160 °C)	EN 60730-1 + EN 60730-2-9		115	115	115	
DEVIreg™ 610	EN 60730-1 + EN 60730-2-9		119	119	119	
DEVIreg™ Multi	EN 60730-1 + EN 60730-2-9		120	120	120	
DEVIreg™ Hotwater	EN 60730-1 + EN 60730-2-9		112	112	112	112

Sport fields and agriculture

DEVI electrical heating is the best solution for sports fields such as stadiums or golf-links but also for seed beds. Heating of seed beds can be used in greenhouses, cutting beds, seed beds and reproduction boxes.

Sport fields heating

With DEVI electric heating solutions installed in football fields or golf courses the soil can be heated and the growth of grass can start in the early spring. The area will then be ready up to two months earlier than usual. Furthermore, the season can be prolonged in autumn when the period until the grass stops growing can be extended by means of heating the roots. Not only does DEVI very efficiently and energy aware prevent the field with artificial grass from being hit with frost and or snow when this is needed, it also serves as a growth and restoration stimulator for the natural grass. All this ensures a better pitch that can be used to the max irrespective of the season or location.

Applications for natural field grass keep the ground temperature on a certain level. They help to maintain and evolve the roots grass.

Artificial grass applications keep the field free from ice and snow.

Examples of fields heating by DEVI



City Stadium, Zhytomyr, Ukraine

Zhytomyr city stadium includes 20 000 seats. The project size is 7800 m².

Products

DEVI sport™ 35464 m



Vasas SC Stadium Budapest, Hungary

Illovszky Rudolf Stadion (Training club Vasas SC) contains 5 054 seats. The project size is 8 214 m².

Products

DEVI sport™ 985 kW in total



Fredrikstad Stadium, Norway

Electrical heating extends the seasonal use of the facilities equipped with artificial grass.

Products

DEVI heat™ 905 – 228 pcs.

Seed beds heating

In order to speed up vegetation and reproduction in greenhouses the soil may be heated from early spring so the vegetation starts earlier and the harvest lasts longer. Besides, it facilitates the cultivation of heat requiring plants which normally only grow in subtropical/tropical latitudes.

In order to reach the necessary temperatures DEVI heating solutions are ideal and if they are equipped with electronic DEVI reg™ thermostats and sensors, the energy consumption will be minimal.

Examples of seed beds heating by DEVI



Atatürk Horticultural Central Research Institute, Yalova, Turkey

Seed beds heating on 2 tables of greenhouse sample – 15x1m² each.

Products

DEVI flex™ 10T – 280 m
 DEVI reg™ 535 – 2 pcs.
 DEVI fast™ – 1 pcs.



Sport fields and agriculture, heating of football fields, seed beds, farms.

With DEVI heating cables or heating mats in the ground you can heat the field and start the growing season early in the spring. The field can be ready for use up to two months earlier than usual. In this way the season can also be prolonged well into the autumn. DEVI also has excellent solutions for fields with artificial grass.

Products	Standard	Mechanical class *	Applications		
			Seed beds	New fields	Existing fields
Cables and Mats					
DEVI safe™ 20T - 230V	IEC60800:2009	M2	57		
DEVI snow™ 20T - 230 V & 400 V	IEC60800:2009	M2	59	59	
DEVI snow™ 30T - 230 V & 400 V	IEC60800:2009	M2		61	
DEVI snow™ Drum Goods	IEC60800:2009			65	
DEVI snow™ 300T - 230 V & 400 V	IEC60800:2009	M2		63	
DEVI sport™	NF C 32-330:2002			90	90
DEVI flex™ 10T	IEC60800:2009	M2	21		
DEVI flex™ 18T	IEC60800:2009	M2	23		
DEVI basic™ 10S	IEC60800-1992	C	25		
DEVI basic™ 20S - 230 V & 400 V	IEC60800-1992	C	27		
DEVI basic™ Drum Goods	IEC60800-1992		29		
Thermostats					
DEVI reg™ 316	EN 60730-1 + EN 60730-2-9		117	117	117
DEVI reg™ 330 (-10 °C - +10 °C)	EN 60730-1 + EN 60730-2-9		115	115	115
DEVI reg™ 330 (5 °C - 45 °C)	EN 60730-1 + EN 60730-2-9		115	115	115
DEVI reg™ 610	EN 60730-1 + EN 60730-2-9		119	119	119
DEVI reg™ Multi	EN 60730-1 + EN 60730-2-9		120	120	120

Vineyards frost protection systems

Every year vine growers from different regions face a problem of late frosts. They often happen in April - May when buds start blossoming. Late spring frosts are one of the greatest challenges vine growers are facing.

Electric Heating solves the challenge with energy efficient systems using Electric Heating cables to protect vines against frost damage.

The advantages of the vineyard frost systems are:

- An energy-efficient solution with electric heating cables.
- Easy, fast and reliable installation.
- A customized approach to meet client's needs, area of vineyard and number of rows.
- Proven high saving compared to the existing methods.
- A sustainable solution for a green and clean future through low energy consumption during the frost period.
- Tough cable outer sheath (resistant to weather and UV).

Examples of vineyards frost protection by DEVI



Chablis, France

The domain Louis Moreau in Chablis is a 50-hectare family estate. Today it's owned by Louis Moreau, representing the sixth generation of his family's vine growers. With 80% of production being exported, the vines of Chablis are well known in France and worldwide.

Products

DEVIsnow™



Cahors, France

Electric Heating by Danfoss to protect the domain Colombier in Cahors. The domain is 20-hectare family estate owned by Fabienne and Fabrice Rigal since 1993. Vines of Chardonnay and AOC are cultivated here.

Products

DEVIsnow™



Lundeberg, Denmark

The vineyard, organically grown at Lundeberg on Funen in Denmark. Approx. one km from the sea, located on a small slope to the south. The installation is carried out on 9 rows of 40 m each length.

Products

DEVIsnow™ 20T
ECL Comfort 310 Control system
ESMB-12, pt 1000 Universal sensors
GSM Module

Vineyards frost protection systems.

Electric Heating solves the challenge with energy efficient systems using Electric Heating cables to protect vines against frost damage.

Products	Standard	Mechanical class *	Vineyards
			Page no.
Cables and Mats			
DEVIsafe™ 20T - 230V	IEC60800:2009	M2	57
DEVIsnow™ 20T - 230 V & 400 V	IEC60800:2009	M2	59
DEVIsnow™ Drum Goods			65
Thermostats			
DEVireg™ 330 (-10 °C - +10 °C)	EN 60730-1 + EN 60730-2-9		115
DEVireg™ 330 (5 °C - 45 °C)	EN 60730-1 + EN 60730-2-9		115
DEVireg™ Multi	EN 60730-1 + EN 60730-2-9		120

Cold stores

Heating up the floor construction in a cold store is a necessity in order to protect the building from the floor in cold stores or ice stadiums, etc.

In cold stores where the temperature is constantly between -20 and -30°C, coldness will still be given off to the surroundings even though the floor is well insulated.

Condensation protection of floors

In doorways between cold stores and heated rooms condensed water may form on the floor due to the constant shifts between cold and warm air caused by the opening and closing of doors. This can result in dangerous ice formations on the floor and therefore, the floor in these areas must be heated. As an extra comfort it will also limit the flow of cold air to the heated area.

Floors

In cold stores where the temperature constantly lies between -20 and -30°C, cold will still be released to the surroundings even though the floor is well-insulated. This means that the materials which are in contact with the ground/soil, such as foundation and floor areas, will absorb the cold and leave the ground/soil to freeze. The water content in the ground/soil will expand and this can cause considerable damages due to frost erosion. The same problem also appears in ice stadiums, which are artificially frozen. This can be avoided with DEVI's frost protection system, though.

Examples of cold stores heating by DEVI



CSL Behring Vaccination Manufacturer, Victoria Australia

The CSL Broadmeadows warehouse set temperature is -30 °C for the appropriate storage of vaccines and medications. The project size is 983 m².

Products

DEVIsnow™ 30T
DEVIflex™ 18T



Refrigeration camera, Ukraine

Frost protection system was installed in two refrigeration cameras (1 000 m² each).

Products

DEVlbasic™ on drums 10 km
DEVIflex™ 10T
DEVlreg™ 330

Heating of thermal bridges

DEVI's heating systems can be used to avoid temperature differences in floors caused by thermal bridges. DEVI's heating systems can also be used to avoid or limit draughts, e.g. at windows, doors, exterior walls, and central elements in concrete buildings.

Cold stores and concrete hardening

In connection with casting processes during winter time, it can often be difficult to ensure the correct strength of the concrete as well as to achieve a uniform result of the surface, when temperatures fall below the freezing point.

To avoid unnecessary and expensive delays of the building activities it often can be necessary to add a little extra heat, to keep up the correct temperature to sustain the hardening process.

This problem may in many cases be solved, by embedding heating cables in the concrete construction attached directly to the reinforcement mesh and raising the temperature some degrees to maintain the natural process.

Example of concrete hardening by DEVI




Bjørvika tunnel Oslo, Norway

Bjørvika tunnel links Festning tunnel in Oslo west with Ekeberg tunnel in Oslo east. DEVI was chosen to harden the concrete in roof and walls in the immersed part of the tunnel.

Project size: 1 100 meters of tunnels, 675 meters of which is immersed

Products

DEVIflex™
DEVlreg™ 330



Cold stores and concrete hardening, preventing frost damage to foundations and floors.

In cold stores (and ice stadiums) where the temperature constantly is between -20°C and -30°C cold will be emitted to the surroundings in spite of good insulation. This means that the floor will freeze as well as the soil below. The water in the soil expands which can lead to frost damage to the foundation / floor. This can be prevented by using DEVI heating cables.

Products	Standard	Mechanical class *	Applications	
			Cold stores	Concrete hardening
			Page no.	
Cables and Mats				
DEVlbasic™ 10S	IEC60800:1992	M2	25	
DEVlbasic™ 20S - 230 V & 400 V	IEC60800:1992	C	27	
DEVlbasic™ Drum Goods	IEC60800:1992		29	
DEVIflex™ 6T	IEC60800:2009	M2	20	
DEVIflex™ 10T	IEC60800:2009	M2	21	
DEVIflex™ 18T	IEC60800:2009	M2	23	
DEVIflex™ 30T	IEC60800:2009	M2		25
DEVIsafe™ 20T - 230V	IEC60800:2009	M2	57	
DEVIsnow™ 20T - 230 V & 400 V	IEC60800:2009	M2	59	
DEVIsnow™ Drum Goods	IEC60800:2009		65	
Thermostats				
DEVlreg™ 316	EN 60730-1 + EN 60730-2-9		117	117
DEVlreg™ 330 (-10 °C - +10 °C)	EN 60730-1 + EN 60730-2-9		115	115
DEVlreg™ 610	EN 60730-1 + EN 60730-2-9		119	119
DEVlreg™ Multi	EN 60730-1 + EN 60730-2-9		120	120

Other heating elements

Products	Standard	Applications
		Heating elements
		Page no.
Cables and Mats		
DEVltemp™ Fan Heater	IEC60800:2009	126
DEVltronic™	IEC 60335-1:2012 + IEC 60335-2-30:2009	127
DEVlterior™ II V2	EN/IEC 61010-1 / EN/IEC 61010-2-030 / EN/IEC 61326-1	128
DEVlfoil™ Mirror	EN 60335-1 + EN 60335-2-30	91
DEVlheat™ 150S & Mirror 150S	IEC60335-1:2012 + IEC60335-2-9:2002	41

* **Mechanical classes:**

C - in accordance to IEC 60800: 1992:

1. Tested with 2000 N of a applied force;
2. No high voltage breakdown between screen and heating conductor;
3. No crack in outer sheath.

M1 - in accordance to IEC 60800: 2009:

1. Tested with 600 N of a applied force;
2. No high voltage breakdown between heating conductor and screen (Insulation intact);
3. Heating conductor not broken;
4. None of the screen wires are broken;
5. No crack in outer sheath (Outer sheath intact).

M2 - in accordance to IEC 60800: 2009:

1. Tested with 1500 N of a applied force;
2. No high voltage breakdown between heating conductor and screen (Insulation intact);
3. Heating conductor not broken;
4. None of the screen wires are broken;
5. No crack in outer sheath (Outer sheath intact).

MMM - in accordance to NF-C 32-330: 2002:


1. Tested with 2000 N of a applied force;
2. Pulling strength is 1500 N;
3. No high voltage breakdown between heating conductor and screen (Insulation intact);
4. Heating conductor not broken;
5. No crack in outer sheath (Outer sheath intact).

DEVI products

Data sheets



Make it easy,
make it DEVI



DEViflex™ 6T

Product
is covered
by EPD*



DEViflex™ is an extremely high-quality, 360° fully screened twin conductor cable with a tough outer sheath (non UV stable). Its round profile and robust construction ensures a fast, simple and

safe installation in multiple indoor floor constructions and pipe tracing applications.

Heating cable must be used together with an appropriate thermostat to secure against overheating and reduce energy consumption.

Due to the low specific output (W/m) this product can be successfully used for NZEB (Nearly Zero Energy Building) house applications.

The cold lead is an installation cable with solid conductors ensuring fast installation.

A clearly visible connection avoids accidentally installing the heated cable in the wall.

To ensure a long life-time, all cables are minutely inspected including tests for Ohmic resistance, high voltage and material controls to ensure the quality. This means that we are proud to supply our full floor extended DEVIwarranty™.

*An EPD is a document used to communicate transparently, the quantified environmental impacts of a product over its life cycle stages.

Benefits:

- Fast and easy to install
- Multiple application options
- Safe and robust
- Long life-time
- Maximum protection

Standard compliance:

- IEC60800:2009

Compliance symbols:



Type	Value
Nominal voltage	230 V~
Construction	Round, twin conductor with 360° screen, one cold lead
Output	6 W/m @ 230 V~
Max. permissible use temperature, powered	80 °C
Max. permissible use temperature, unpowered	90 °C
Cable dimensions	Ø 6,9 mm
Deformation strength	1500 N
Pulling strength	400 N
Conductor insulation	XLPE
Outer sheath	PVC, red
Screen	100% coverage; alu-foil; 0,5 mm ² tinned copper drain wire
Cold lead	2,3 m DTCL, 3G 1,5mm ²
Min. installation temperature	-5 °C
Bending Ø, min.	5 cm
IP Class	IPX7

Types: DEViflex™ 6T

Item no.	Cable length	Output @ 230 V~	Resistance *	Cold lead	EAN no.
140F1200	30 m	180 W	293,4 Ω	3 x 1,5 mm ²	5703466223369
140F1201	40 m	250 W	211,6 Ω	3 x 1,5 mm ²	5703466223376
140F1202	50 m	310 W	170,0 Ω	3 x 1,5 mm ²	5703466223383
140F1203	60 m	345 W	152,4 Ω	3 x 1,5 mm ²	5703466223390
140F1204	70 m	415 W	128,1 Ω	3 x 1,5 mm ²	5703466223406
140F1205	80 m	500 W	105,6 Ω	3 x 1,5 mm ²	5703466223413
140F1206	90 m	540 W	98,1 Ω	3 x 1,5 mm ²	5703466223420
140F1207	100 m	635 W	83,6 Ω	3 x 1,5 mm ²	5703466223437
140F1208	115 m	720 W	74,0 Ω	3 x 1,5 mm ²	5703466223444
140F1209	129 m	770 W	68,9 Ω	3 x 1,5 mm ²	5703466223451
140F1210	140 m	870 W	60,8 Ω	3 x 1,5 mm ²	5703466223468
140F1211	160 m	915 W	57,9 Ω	3 x 1,5 mm ²	5703466223475
140F1212	180 m	1095 W	48,2 Ω	3 x 1,5 mm ²	5703466223482
140F1213	190 m	1160 W	45,6 Ω	3 x 1,5 mm ²	5703466223499
140F1214	200 m	1260 W	42,0 Ω	3 x 1,5 mm ²	5703466223505

*The ohmic resistance must be within -5 to +10 % of the value labeled

DEViflex™ 10T

DEVI  Make it easy,
by Danfoss make it DEVI

Make it easy,
make it DEVI

Product
is covered
by EPD*



DEViflex™ is an extremely high-quality, 360° fully screened twin conductor cable with a tough outer sheath (non

UV stable). Its round profile and robust construction ensures a fast, simple and safe installation in multiple indoor floor constructions and pipe tracing applications. Heating cable must be used together with an appropriate thermostat to secure against overheating and reduce energy consumption. The cold lead is an installation cable with solid conductors ensuring fast installation. A clearly visible connection

avoids accidentally installing the heated cable in the wall. To ensure a long life-time, all cables are minutely inspected including tests for Ohmic resistance, high voltage and material controls to ensure the quality. This means that we are proud to supply our full floor extended DEVIwarranty™. *An EPD is a document used to communicate transparently, the quantified environmental impacts of a product over its life cycle stages.

Benefits:

- Fast and easy to install
- Multiple application options
- Safe and robust
- Long life-time
- Maximum protection

Standard compliance:

- IEC60800:2009

Compliance symbols:



Type	Value
Nominal voltage	230 V~
Construction	Round, twin conductor with 360° screen, one cold lead
Output	10 W/m @ 230 V~
Max. permissible use temperature, powered	75 °C
Max. permissible use temperature, unpowered	90 °C
Cable dimensions	Ø 6,9 mm
Deformation strength	1500 N
Pulling strength	400 N
Conductor insulation	XLPE
Outer sheath	PVC, red
Screen	100% coverage; alu-foil; 0,5 mm ² tinned copper drain wire
Cold lead	2,3 m DTCL, 3G (1,5 or 2,5)mm ²
Min. installation temperature	-5 °C
Bending Ø, min.	5 cm
IP Class	IPX7

Types: DEViflex™ 10T

Item no.	Cable length	Output @ 230 V~	Resistance *	Cold lead	EAN no.
140F1227	90 m	920 W	57,4 Ω	3 x 1,5 mm ²	5703466223635
140F1228	100 m	990 W	53,4 Ω	3 x 1,5 mm ²	5703466223642
140F1229	120 m	1220 W	43,4 Ω	3 x 1,5 mm ²	5703466223659
140F1230	140 m	1410 W	37,5 Ω	3 x 1,5 mm ²	5703466223666
140F1231	160 m	1575 W	33,6 Ω	3 x 1,5 mm ²	5703466223673
140F1232	180 m	1760 W	30,1 Ω	3 x 2,5 mm ²	5703466223680
140F1233	200 m	1990 W	26,6 Ω	3 x 2,5 mm ²	5703466223697
140F1234	210 m	2050 W	25,8 Ω	3 x 2,5 mm ²	5703466223703

*The ohmic resistance must be within -5 to +10 % of the value labeled

Types: DEViflex™ 10T

Item no.	Cable length	Output @ 230 V~	Resistance *	Cold lead	EAN no.
140F1215	2 m	20 W	2646,0 Ω	3 x 1,5 mm ²	5703466223512
140F1216	4 m	40 W	1324,0 Ω	3 x 1,5 mm ²	5703466223529
140F1217	6 m	60 W	882,0 Ω	3 x 1,5 mm ²	5703466223536
140F1218	8 m	80 W	660,8 Ω	3 x 1,5 mm ²	5703466223543
140F1219	10 m	100 W	529,0 Ω	3 x 1,5 mm ²	5703466223550
140F1407	15 m	135 W	403,5 Ω	3 x 1,5 mm ²	5703466227794
140F1220	20 m	205 W	260,0 Ω	3 x 1,5 mm ²	5703466223567
140F1408	25 m	241 W	219,5 Ω	3 x 1,5 mm ²	5703466227800
140F1221	30 m	290 W	183,0 Ω	3 x 1,5 mm ²	5703466223574
140F1409	35 m	365 W	145,0 Ω	3 x 1,5 mm ²	5703466227817
140F1222	40 m	390 W	136,0 Ω	3 x 1,5 mm ²	5703466223581
140F1223	50 m	505 W	105,0 Ω	3 x 1,5 mm ²	5703466223598
140F1224	60 m	600 W	88,2 Ω	3 x 1,5 mm ²	5703466223604
140F1225	70 m	695 W	76,3 Ω	3 x 1,5 mm ²	5703466223611
140F1226	80 m	790 W	66,9 Ω	3 x 1,5 mm ²	5703466223628

DEViflex™ 18T

DEVI  Make it easy,
by Danfoss make it DEVI

Make it easy,
make it DEVI

Product
is covered
by EPD*



UV stable). Its round profile and robust construction ensures a fast, simple and safe installation in multiple indoor floor constructions and pipe tracing applications.

Heating cable must be used together with an appropriate thermostat to secure against overheating and reduce energy consumption.

The cold lead is an installation cable with solid conductors ensuring fast installation. A clearly visible connection avoids

accidentally installing the heated cable in the wall.

To ensure a long life-time, all cables are minutely inspected including tests for Ohmic resistance, high voltage and material controls to ensure the quality. This means that we are proud to supply our full floor extended DEVIwarranty™.

*An EPD is a document used to communicate transparently, the quantified environmental impacts of a product over its life cycle stages.

DEViflex™ is an extremely high-quality, 360° fully screened twin conductor cable with a tough outer sheath (non

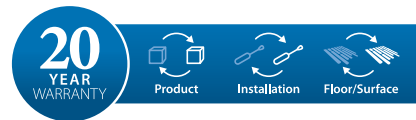
Benefits:

- Fast and easy to install
- Multiple application options
- Safe and robust
- Long life-time
- Maximum protection

Standard compliance:

- IEC60800:2009

Compliance symbols:



Type	Value
Nominal voltage	230 V~
Construction	Round, twin conductor with 360° screen, one cold lead
Output	18 W/m @ 230 V~
Max. permissible use temperature, powered	60 °C
Max. permissible use temperature, unpowered	90 °C
Cable dimensions	Ø 6,9 mm
Deformation strength	1500 N
Pulling strength	400 N
Conductor insulation	XLPE
Outer sheath	PVC, red
Screen	100% coverage; alu-foil; 0,5 mm ² tinned copper drain wire
Cold lead	2,3 m, DTCL, 3G (1,5 or 2,5)mm ²
Min. installation temperature	-5 °C
Bending Ø, min.	5 cm
IP Class	IPX7

Types: DEViflex™ 18T

Item no.	Cable length	Output @ 230 V~	Resistance *	Cold lead	EAN no.
140F1247	82 m	1485 W	35,6 Ω	3 x 1,5 mm ²	5703466223833
140F1248	90 m	1625 W	32,6 Ω	3 x 1,5 mm ²	5703466223840
140F1249	105 m	1880 W	28,1 Ω	3 x 2,5 mm ²	5703466223857
140F1250	118 m	2135 W	24,8 Ω	3 x 2,5 mm ²	5703466223864
140F1251	131 m	2420 W	21,9 Ω	3 x 2,5 mm ²	5703466223871
140F1252	155 m	2775 W	19,1 Ω	3 x 2,5 mm ²	5703466223888
140F1402	170 m	3050 W	17,3 Ω	3 x 2,5 mm ²	5703466226292

*The ohmic resistance must be within -5 to +10 % of the value labeled

Types: DEViflex™ 18T

Item no.	Cable length	Output @ 230 V~	Resistance *	Cold lead	EAN no.
140F1235	7,3 m	130 W	410,3 Ω	3 x 1,5 mm ²	5703466223710
140F1236	10 m	180 W	294,0 Ω	3 x 1,5 mm ²	5703466223727
140F1400	12,8 m	230 W	230,4 Ω	3 x 1,5 mm ²	5703466226278
140F1237	15 m	270 W	195,0 Ω	3 x 1,5 mm ²	5703466223734
140F1401	17,5 m	310 W	171,2 Ω	3 x 1,5 mm ²	5703466226285
140F1238	22 m	395 W	134,2 Ω	3 x 1,5 mm ²	5703466223741
140F1239	29 m	535 W	98,6 Ω	3 x 1,5 mm ²	5703466223758
140F1240	34 m	615 W	86,4 Ω	3 x 1,5 mm ²	5703466223765
140F1241	37 m	680 W	77,7 Ω	3 x 1,5 mm ²	5703466223772
140F1242	44 m	820 W	64,7 Ω	3 x 1,5 mm ²	5703466223789
140F1243	52 m	935 W	56,7 Ω	3 x 1,5 mm ²	5703466223796
140F1410	54 m	1005 W	52,7 Ω	3 x 1,5 mm ²	5703466227992
140F1244	59 m	1075 W	49,3 Ω	3 x 1,5 mm ²	5703466223802
140F1245	68 m	1220 W	43,4 Ω	3 x 1,5 mm ²	5703466223819
140F1246	74 m	1340 W	39,5 Ω	3 x 1,5 mm ²	5703466223826

DEVIbasic™ 10S

DEVI  Make it easy,
by Danfoss make it DEVI

Make it easy,
make it DEVI

Product
is covered
by EPD*



DEVIbasic™ is a high-quality, braided screen, single conductor cable with a non UV stable outer sheath. Its round

profile and robust construction ensures a fast, simple and safe installation in multiple indoor, outdoor and pipe tracing applications.

Heating cable must be used together with an appropriate thermostat to secure against overheating and reduce energy consumption.

The two cold leads have clearly visible connections to avoid accidentally installing the heated cable in the wall.

To ensure a long life-time, all cables are minutely inspected including tests for Ohmic resistance, high voltage and material controls to ensure the quality. This means that we are proud to supply our full floor extended DEVIwarranty™.

*An EPD is a document used to communicate transparently, the quantified environmental impacts of a product over its life cycle stages.

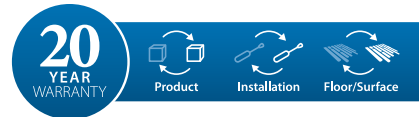
Benefits:

- Easy to install
- Multiple application options
- Safe and robust
- Long life-time

Standard compliance:

- IEC60800:1992

Compliance symbols:



Type	Value
Nominal voltage	230 V~
Construction	Round, single conductor with screen, 2 x cold lead
Output	10 W/m @ 230 V~
Max. permissible use temperature, powered	75 °C
Max. permissible use temperature, unpowered	90 °C
Cable dimensions	Ø 5,5 mm
Deformation strength	600 N
Pulling strength	120 N
Conductor insulation	XLPE
Outer sheath	PVC
Screen	16 x 0,3 mm Cu (1 mm ²)
Cold lead	2 x 3 m DSWA, (4, 2,5 or 1,5 mm ²) with screen
Min. installation temperature	-5 °C
Bending Ø, min.	5 cm
IP Class	IPX7

Types: DEVIbasic™ 10S

Item no.	Cable length	Output @ 230 V~	Resistance *	Cold lead	EAN no.
84001575	170 m	1710 W	30,9 Ω	2 x 1,5 mm ²	5703466119082
84001580	185 m	1870 W	28,3 Ω	2 x 1,5 mm ²	5703466119099
84001585	230 m	2300 W	23,0 Ω	2 x 2,5 mm ²	5703466119105
84001590	275 m	2750 W	19,3 Ω	2 x 2,5 mm ²	5703466119112
84001595	320 m	3255 W	16,3 Ω	2 x 4,0 mm ²	5703466119129
84001600	407 m	4060 W	13,0 Ω	2 x 4,0 mm ²	5703466119136

*The ohmic resistance must be within -5 to +10 % of the value labeled

Types: DEVIbasic™ 10S

Item no.	Cable length	Output @ 230 V~	Resistance *	Cold lead	EAN no.
84001500	21 m	200 W	262,0 Ω	2 x 1,5 mm ²	5703466118931
84001505	26 m	270 W	197,6 Ω	2 x 1,5 mm ²	5703466118948
84001510	30 m	300 W	176,9 Ω	2 x 1,5 mm ²	5703466118955
84001515	37 m	375 W	140,7 Ω	2 x 1,5 mm ²	5703466118962
84001520	46 m	445 W	118,7 Ω	2 x 1,5 mm ²	5703466118979
84001525	50 m	500 W	105,5 Ω	2 x 1,5 mm ²	5703466118986
84001530	58 m	570 W	92,8 Ω	2 x 1,5 mm ²	5703466118993
84001535	66 m	670 W	79,2 Ω	2 x 1,5 mm ²	5703466119006
84001540	77 m	765 W	69,3 Ω	2 x 1,5 mm ²	5703466119013
84001545	90 m	905 W	58,5 Ω	2 x 1,5 mm ²	5703466119020
84001550	103 m	1025 W	51,5 Ω	2 x 1,5 mm ²	5703466119037
84001555	114 m	1130 W	46,7 Ω	2 x 1,5 mm ²	5703466119044
84001560	125 m	1245 W	42,5 Ω	2 x 1,5 mm ²	5703466119051
84001565	140 m	1400 W	37,8 Ω	2 x 1,5 mm ²	5703466119068
84001570	159 m	1585 W	33,4 Ω	2 x 1,5 mm ²	5703466119075

DEVIbasic™ 20S - 230 V & 400 V

DEVI  Make it easy,
by Danfoss make it DEVI

Make it easy,
make it DEVI

Product
is covered
by EPD*



profile and robust construction ensures a fast, simple and safe installation in multiple indoor, outdoor and pipe tracing applications.

Heating cable must be used together with an appropriate thermostat to secure against overheating and reduce energy consumption.

The two cold leads have clearly visible connections to avoid accidentally installing the heated cable in the wall.

To ensure a long life-time, all cables are minutely inspected including tests for Ohmic resistance, high voltage and material controls to ensure the quality. This means that we are proud to supply our full floor extended DEVIwarranty™.

*An EPD is a document used to communicate transparently, the quantified environmental impacts of a product over its life cycle stages.

DEVIbasic™ is a high-quality, braided screen, single conductor cable with a non UV stable outer sheath. Its round

Benefits:

- Easy to install
- Multiple application options
- Safe and robust
- Long life-time

Standard compliance:

- IEC60800:1992

Compliance symbols:



Type	Value
Nominal voltage	230 and 400 V~
Construction	Round, single conductor with screen, 2 x cold lead
Output	20 W/m
Max. permissible use temperature, powered	60 °C
Max. permissible use temperature, unpowered	90 °C
Cable dimensions	Ø 5,5 mm
Deformation strength	600 N
Pulling strength	120 N
Conductor insulation	XLPE
Outer sheath	PVC
Screen	16 x 0,3 mm Cu (1 mm ²)
Cold lead	2 x 3 m DSWA, (4, 2,5 or 1,5 mm ²) with screen
Min. installation temperature	-5 °C
Bending Ø, min.	5 cm
IP Class	IPX7

Types: DEVIbasic™ 20S - 400 V

Item no.	Cable length	Output @ 400V~	Resistance *	Cold lead	EAN no.
140F0229	56 m	1115 W	143,7 Ω	2 x 1,5 mm ²	5703466202425
140F0230	69 m	1370 W	116,6 Ω	2 x 1,5 mm ²	5703466202432
140F0231	93 m	1850 W	86,5 Ω	2 x 1,5 mm ²	5703466202449
140F0232	128 m	2560 W	62,5 Ω	2 x 1,5 mm ²	5703466202456
140F0233	158 m	3175 W	50,4 Ω	2 x 1,5 mm ²	5703466202463
140F0234	192 m	3840 W	41,6 Ω	2 x 1,5 mm ²	5703466202470
140F0235	229 m	4565 W	35,0 Ω	2 x 1,5 mm ²	5703466202487

*The ohmic resistance must be within -5 to +10 % of the value labeled

Types: DEVIbasic™ 20S - 230 V

Item no.	Cable length	Output @ 230V~	Resistance *	Cold lead	EAN no.
140F0260	9 m	170 W	306,9 Ω	2 x 1,5 mm ²	5703466208939
140F0215	14 m	260 W	201,6 Ω	2 x 1,5 mm ²	5703466202289
140F0216	18 m	375 W	140,8 Ω	2 x 1,5 mm ²	5703466202296
140F0217	26 m	520 W	101,4 Ω	2 x 1,5 mm ²	5703466202302
140F0218	32 m	640 W	82,6 Ω	2 x 1,5 mm ²	5703466202319
140F0219	39 m	800 W	66,3 Ω	2 x 1,5 mm ²	5703466202326
140F0220	53 m	1070 W	49,4 Ω	2 x 1,5 mm ²	5703466202333
140F0221	63 m	1260 W	42,0 Ω	2 x 1,5 mm ²	5703466202340
140F0222	74 m	1465 W	36,1 Ω	2 x 1,5 mm ²	5703466202357
140F0223	91 m	1820 W	29,0 Ω	2 x 1,5 mm ²	5703466202364
140F0224	110 m	2215 W	23,9 Ω	2 x 1,5 mm ²	5703466202371
140F0225	131 m	2640 W	20,0 Ω	2 x 2,5 mm ²	5703466202388
140F0226	159 m	3170 W	16,7 Ω	2 x 2,5 mm ²	5703466202395
140F0227	192 m	3855 W	13,7 Ω	2 x 2,5 mm ²	5703466202401
140F0228	228 m	4565 W	11,6 Ω	2 x 4,0 mm ²	5703466202418

*The ohmic resistance must be within -5 to +10 % of the value labeled

DEVIbasic™ Drum Goods

DEVI 
by Danfoss

Make it easy,
make it DEVI

Product
is covered
by **EPD***



tough outer sheath (non UV stable). Its round profile and robust construction ensures a fast, simple and safe installation in multiple indoor, outdoor and pipe tracing applications.

Heating cable must be used together with an appropriate thermostat to secure against overheating and reduce energy consumption.

To ensure a long life-time, all cables

are minutely inspected including tests for Ohmic resistance, high voltage and material controls to ensure the quality. DEVIbasic™ can be customized for the specific project, depending on voltage, required output, length of heating cable and length of cold leads.

*An EPD is a document used to communicate transparently, the quantified environmental impacts of a product over its life cycle stages.

DEVIbasic™ is an high-quality, braided screen, single conductor cable with a



Note: It is the full responsibility of the installer/designer to use proper cold lead dimensioned for the purpose and assembly sets that establish sufficient mechanical strength, flammability resistance and water tightness - and to design the heating unit with correct output for the specific application to avoid overheating of the cable or building materials.

Benefits:

- Easy to install
- Multiple application options
- Safe and robust
- Long life-time

Standard compliance:

- IEC60800:1992

Compliance symbols:



Type	Value
Nominal voltage, max	U _o /U = 300/500 V~
Construction	Round, single conductor with screen
Output, max	20 W/m
Max. permissible use temperature, powered	60 °C @ 20 W/m
Max. permissible use temperature, unpowered	90 °C
Cable dimensions	Ø 5,5 mm
Deformation strength	600 N
Pulling strength	120 N
Conductor insulation	XLPE
Outer sheath	PVC
Screen	16 x 0.3 mm Cu (1 mm ²)
Min. installation temperature	-5 °C
Bending Ø, min.	5 cm
IP Class	IPX7

Types: DEVIbasic™ Drum Goods

Item no.	Resistance	EAN no.
140F0165	0,0134 Ω/m	5703466228593
140F0163	0,0320 Ω/m	5703466228579
140F0168	0,0715 Ω/m	5703466228623
140F0169	0,1050 Ω/m	5703466228630
140F0170	0,1530 Ω/m	5703466228647
140F0171	0,2170 Ω/m	5703466228654
140F0195	0,2700 Ω/m	5703466228890
140F0173	0,3190 Ω/m	5703466228678
140F0189	0,3400 Ω/m	5703466228838
140F0196	0,4100 Ω/m	5703466228906
140F0174	0,4880 Ω/m	5703466228685
140F0190	0,5000 Ω/m	5703466228845
140F0164	0,6500 Ω/m	5703466228586
140F0175	0,6660 Ω/m	5703466228692
140F0191	0,9000 Ω/m	5703466228852
140F0176	0,9340 Ω/m	5703466228708
140F0177	1,1500 Ω/m	5703466228715
140F0192	1,2000 Ω/m	5703466228869
140F0193	1,6000 Ω/m	5703466228876

Item no.	Resistance	EAN no.
140F0178	1,7000 Ω/m	5703466228722
140F0194	2,5000 Ω/m	5703466228883
140F0179	2,5800 Ω/m	5703466228739
140F0197	3,8000 Ω/m	5703466228913
140F0180	3,9000 Ω/m	5703466228746
140F0181	5,0100 Ω/m	5703466228753
140F0198	5,9000 Ω/m	5703466228920
140F0182	7,8200 Ω/m	5703466228760
140F0183	12,9000 Ω/m	5703466228777
140F0184	34,1000 Ω/m	5703466228784

*Max. length on a drum is 2000 m

DEVIcomfort™ 10T



Make it easy,
make it DEVI

Product is covered by EPD



outer sheath (non UV stable). Its round profile, robust construction and low height ensures a fast, simple and safe installation which is perfect for renovating existing floors. Heating cable must be used together with an appropriate thermostat to secure against overheating and reduce energy consumption. The cold lead is an installation cable with solid conductors ensuring fast installation. A clearly visible connection avoids

accidentally installing the heated cable in the wall. To ensure a long life-time, all cables are minutely inspected including tests for Ohmic resistance, high voltage and material controls to ensure the quality. This means that we are proud to supply our full floor extended DEVIwarranty™. *An EPD is a document used to communicate transparently, the quantified environmental impacts of a product over its life cycle stages.

DEVIcomfort™ is an extremely high-quality, 360° fully screened twin conductor cable with a tough red PVC

Benefits:

- Fast and easy to install
- Low height
- Safe and robust
- Long life-time
- Maximum protection

Standard compliance:

- IEC 60800:2009

Compliance symbols:

20 YEAR WARRANTY

Product Installation Floor/Surface

Type	Value
Nominal voltage	230 V~
Construction	Round, twin conductor with 100% screen, one cold lead
Output	10 W/m @ 230 V~
Max. permissible use temperature, On / Off	85 °C / 90 °C
Cable thickness	4 mm
Deformation strength	600N
Pulling strength	120N
Conductor insulation	FEP
Outer sheath	Lead free PVC
Screen	Alu-foil; 0,5 mm ² tinned copper drain wire
Cold lead	4 m DTWB, 2 x 1,0 mm ² , with screen
Min. installation temperature	-5 °C
Bending Ø, min.	5 cm
IP Class	IPX7
Set with double adhesive tape	Double adhesive tape 25 mm x 50 m
Set with Flexpipe	Flexpipe, inner ø6,7 mm, outer ø10 mm, 2,5 m, Black

Types set: DEVIcomfort™ 10T + Double adhesive tape + Flexpipe

Item no.	Cable length	Output @ 230V~	Resistance *	Cold lead	EAN no.
87101700	10 m	100 W	529,0 Ω	2 x 1,0 mm ²	5703466162750
87101702	20 m	200 W	264,0 Ω	2 x 1,0 mm ²	5703466162767
87101706	29 m	290 W	183,3 Ω	2 x 1,0 mm ²	5703466162774
87101708	41 m	410 W	129,7 Ω	2 x 1,0 mm ²	5703466162781
87101710	50 m	500 W	105,8 Ω	2 x 1,0 mm ²	5703466162798
87101712	58 m	580 W	90,9 Ω	2 x 1,0 mm ²	5703466162804
87101714	70 m	695 W	76,3 Ω	2 x 1,0 mm ²	5703466162811
87101716	81 m	810 W	65,2 Ω	2 x 1,0 mm ²	5703466162828
87101718	90 m	900 W	58,8 Ω	2 x 1,0 mm ²	5703466162835
87101720	99 m	990 W	53,3 Ω	2 x 1,0 mm ²	5703466162842
87101722	128 m	1280 W	41,4 Ω	2 x 1,0 mm ²	5703466162859
87101724	142 m	1420 W	37,3 Ω	2 x 1,0 mm ²	5703466162866
87101728	170 m	1710 W	30,9 Ω	2 x 1,0 mm ²	5703466162873

*The ohmic resistance must be within -5 to +10% of the value labeled

Set: DEVIcomfort™ 10T + Flexpipe + Flexpipe transition KK1-E5 + Wire sensor 3 m + Hot glue sticks

Item no.	Cable length	Output @ 230V~	Resistance *	Cold lead	EAN no.
87101100	10 m	100 W	529,0 Ω	2 x 1,0 mm ²	5703466179871
87101102	20 m	264 W	264,5 Ω	2 x 1,0 mm ²	5703466179888
87101104	29 m	290 W	183,3 Ω	2 x 1,0 mm ²	5703466179895
87101106	41 m	410 W	129,7 Ω	2 x 1,0 mm ²	5703466179901
87101108	50 m	500 W	105,8 Ω	2 x 1,0 mm ²	5703466179918
87101110	58 m	580 W	90,9 Ω	2 x 1,0 mm ²	5703466179925
87101112	70 m	695 W	76,3 Ω	2 x 1,0 mm ²	5703466179932
87101114	81 m	810 W	65,2 Ω	2 x 1,0 mm ²	5703466179949
87101116	90 m	900 W	58,8 Ω	2 x 1,0 mm ²	5703466179956
87101118	99 m	990 W	53,3 Ω	2 x 1,0 mm ²	5703466179963
87101120	128 m	1280 W	41,4 Ω	2 x 1,0 mm ²	5703466179970
87101122	142 m	1420 W	37,3 Ω	2 x 1,0 mm ²	5703466179987
87101124	170 m	1710 W	30,9 Ω	2 x 1,0 mm ²	5703466179994

*The ohmic resistance must be within -5 to +10% of the value labeled

Types: set DEVIcomfort™ 10T + Flexpipe + Flexpipe transition KK1-E5 + DEVIreg™ Touch (140F1071, Polar White, contain Coin battery Manganese Lithium, manual: SE)

Item no.	Cable length	Output @ 230V~	Resistance *	Cold lead	EAN no.
140F0800	10 m	100 W	529,0 Ω	2 x 1,0 mm ²	5703466238806
140F0801	20 m	200 W	264,0 Ω	2 x 1,0 mm ²	5703466238813
140F0802	29 m	290 W	183,3 Ω	2 x 1,0 mm ²	5703466238820
140F0803	41 m	400 W	129,7 Ω	2 x 1,0 mm ²	5703466238837
140F0804	50 m	500 W	105,8 Ω	2 x 1,0 mm ²	5703466238844
140F0805	58 m	580 W	90,9 Ω	2 x 1,0 mm ²	5703466238851
140F0806	70 m	695 W	76,3 Ω	2 x 1,0 mm ²	5703466238868
140F0807	81 m	810 W	65,2 Ω	2 x 1,0 mm ²	5703466238875
140F0808	90 m	900 W	58,8 Ω	2 x 1,0 mm ²	5703466238882
140F0809	99 m	990 W	53,3 Ω	2 x 1,0 mm ²	5703466238899
140F0810	128 m	1280 W	41,4 Ω	2 x 1,0 mm ²	5703466238905
140F0811	142 m	1420 W	37,3 Ω	2 x 1,0 mm ²	5703466238912
140F0812	170 m	1710 W	30,9 Ω	2 x 1,0 mm ²	5703466238929


*The ohmic resistance must be within -5 to +10% of the value labeled

DEVITM 70T

DEVI[®] 
by Danfoss

Make it easy,
make it DEVI

Product
is covered
by **EPD***



DEVITM 70T is an extremely high-quality, 360° fully screened self-adhesive all-in-one mat with FEP insulated conductors and a red PVDF outer sheath

(non UV stable). The round profile, low height (only 3.5 mm) and robust construction ensures a fast, simple and safe installation perfect for renovating existing floors. Heating mat must be used together with an appropriate thermostat to secure against overheating and reduce energy consumption. The cold lead is an installation cable with solid conductors ensuring fast installation. A clearly visible connection

avoids accidentally installing the heated cable in the wall.

To ensure a long life-time, all cables are minutely inspected including tests for Ohmic resistance, high voltage and material controls to ensure the quality. This means that we are proud to supply our full floor extended DEVITM warranty.

*An EPD is a document used to communicate transparently, the quantified environmental impacts of a product over its life cycle stages.

Benefits:

- Fast and easy to install
- Self-adhesive mesh
- Low height - only 3.5 mm
- Only one cold lead
- Long life-time
- Maximum protection

Standard compliance:

- IEC 60335-1: 2012 (with amendments)
- IEC 60335-2-96: 2002 with amendments)

Compliance symbols:



Type	Value
Nominal voltage	230 V~
Construction	Twin conductor with 360° screening, one cold lead
Output	70 W/m ² @ 230 V~
Max. permissible use temperature, powered	115 °C
Max. permissible use temperature, unpowered	120 °C
Cable dimensions	3,0 mm
Deformation strength	600 N
Pulling strength	120 N
Conductor insulation	FEP
Outer sheath	PVDF
Screen	100% coverage; alu-foil; 0,5 mm ² tinned copper drain wire
Cold lead	4 m DTWB, 2 x 1 mm ² with screen
Min. installation temperature	-5 °C
Bending Ø, min.	5 cm
IP Class	IPX7

Types: DEVITM 70T

Item no.	Heated area	Dimensions (W x L)	Output @ 230V~	Resistance *	Cold lead	EAN no.
140F1730	3,0 m ²	0,5 x 6,0 m	210 W	254,7 Ω	2 x 1,0 mm ²	5703466247471
140F1731	5,0 m ²	0,5 x 10,0 m	365W	145,6 Ω	2 x 1,0 mm ²	5703466247488
140F1732	7,2 m ²	0,5 x 14,4 m	505 W	105,0 Ω	2 x 1,0 mm ²	5703466247495
140F1733	8,7 m ²	0,5 x 17,5 m	615 W	85,9 Ω	2 x 1,0 mm ²	5703466247501
140F1734	11,7 m ²	0,5 x 23,8 m	840W	62,9 Ω	2 x 1,0 mm ²	5703466247518

*The ohmic resistance must be within -5 to +10 % of the value labeled

DEVI[™]mat 100T

DEVI  Make it easy,
by Danfoss make it DEVI

Make it easy,
make it DEVI



Product is covered by EPD

DEVI[™]mat is an extremely high-quality, 360° fully screened self-adhesive all-in-one mat with FEP insulated conductors

and a red PVDF outer sheath (non UV stable). The round profile, low height (only 3.5 mm) and robust construction ensures a fast, simple and safe installation perfect for renovating existing floors. Heating mat must be used together with an appropriate thermostat to secure against overheating and reduce energy consumption. The cold lead is an installation cable with solid conductors ensuring fast installation. A clearly visible connection avoids acciden-

tally installing the heated cable in the wall. To ensure a long life-time, all cables are minutely inspected including tests for Ohmic resistance, high voltage and material controls to ensure the quality. This means that we are proud to supply our full floor extended DEVIwarranty[™]. *An EPD is a document used to communicate transparently, the quantified environmental impacts of a product over its life cycle stages.

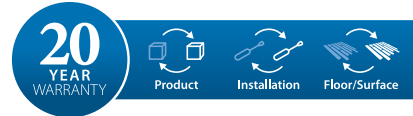
Benefits:

- Fast and easy to install
- Self-adhesive mesh
- Low height - only 3.5 mm
- Only one cold lead
- Long life-time
- Maximum protection

Standard compliance:

- IEC 60335-1: 2012 (with amendments)
- IEC 60335-2-96: 2002 (with amendments)

Compliance symbols:



Type	Value
Nominal voltage	230 V~
Construction	Twin conductor with 360° screening, one cold lead
Output	100 W/m ² @ 230 V~
Max. permissible use temperature, powered	115 °C
Max. permissible use temperature, unpowered	120 °C
Cable dimensions	3,0 mm
Deformation strength	600 N
Pulling strength	120 N
Conductor insulation	FEP
Outer sheath	PVDF
Screen	100% coverage; alu-foil; 0,5 mm ² tinned copper drain wire
Cold lead	4 m DTWB, 2 x 1 mm ² with screen
Min. installation temperature	-5 °C
Bending Ø, min.	5 cm
IP Class	IPX7
Set with Flexpipe	Flexpipe, inner ø6,7 mm, outer ø10 mm, 2,5 m, Black

Types: set DEVI[™]mat 100T + Flexpipe + DEVIreg[™] Smart (140F1140, Polar White, contain Coin battery Manganese Lithium, manual: DE, FI, NO, SE)

Item no.	Heated area	Dimensions (W x L)	Output @ 230V~	Resistance *	Cold lead	EAN no.
140F1665	1,0 m ²	0,5 x 2 m	100 W	529,0 Ω	2 x 1,0 mm ²	5703466240144
140F1666	1,5 m ²	0,5 x 3 m	150 W	353,0 Ω	2 x 1,0 mm ²	5703466240151
140F1667	2,0 m ²	0,5 x 4 m	200 W	265,0 Ω	2 x 1,0 mm ²	5703466240168
140F1668	2,5 m ²	0,5 x 5 m	250 W	212,0 Ω	2 x 1,0 mm ²	5703466240175
140F1669	3,0 m ²	0,5 x 6 m	300 W	176,0 Ω	2 x 1,0 mm ²	5703466240182
140F1670	3,5 m ²	0,5 x 7 m	350 W	151,0 Ω	2 x 1,0 mm ²	5703466240199
140F1671	4,0 m ²	0,5 x 8 m	400 W	132,0 Ω	2 x 1,0 mm ²	5703466240205
140F1672	5,0 m ²	0,5 x 10 m	500 W	106,0 Ω	2 x 1,0 mm ²	5703466240212
140F1673	6,0 m ²	0,5 x 12 m	600 W	88,0 Ω	2 x 1,0 mm ²	5703466240229
140F1674	7,0 m ²	0,5 x 14 m	700 W	76,0 Ω	2 x 1,0 mm ²	5703466240236
140F1675	8,0 m ²	0,5 x 16 m	800 W	66,0 Ω	2 x 1,0 mm ²	5703466240243
140F1676	9,0 m ²	0,5 x 18 m	900 W	59,0 Ω	2 x 1,0 mm ²	5703466240250
140F1677	10,0 m ²	0,5 x 20 m	1000 W	53,0 Ω	2 x 1,0 mm ²	5703466240267
140F1678	12,0 m ²	0,5 x 24 m	1200 W	44,0 Ω	2 x 1,0 mm ²	5703466240274

*The ohmic resistance must be within -5 to +10 % of the value labeled

Types: set DEVI[™]mat 100T + Flexpipe

Item no.	Heated area	Dimensions (W x L)	Output @ 230V~	Resistance **	Cold lead	EAN no.
140F0400*	0,5 m ²	0,5 x 1 m	50 W	1109,5 Ω	2 x 1,0 mm ²	5703466202913
140F0415	1,0 m ²	0,5 x 2 m	100 W	542,5 Ω	2 x 1,0 mm ²	5703466203064
140F0416	1,5 m ²	0,5 x 3 m	150 W	358,1 Ω	2 x 1,0 mm ²	5703466203071
140F0417	2,0 m ²	0,5 x 4 m	200 W	267,0 Ω	2 x 1,0 mm ²	5703466203088
140F0418	2,5 m ²	0,5 x 5 m	250 W	213,6 Ω	2 x 1,0 mm ²	5703466203095
140F0419	3,0 m ²	0,5 x 6 m	300 W	177,8 Ω	2 x 1,0 mm ²	5703466203101
140F0420	3,5 m ²	0,5 x 7 m	350 W	152,0 Ω	2 x 1,0 mm ²	5703466203118
140F0421	4,0 m ²	0,5 x 8 m	400 W	132,9 Ω	2 x 1,0 mm ²	5703466203125
140F0422	5,0 m ²	0,5 x 10 m	500 W	106,1 Ω	2 x 1,0 mm ²	5703466203132
140F0423	6,0 m ²	0,5 x 12 m	600 W	88,4 Ω	2 x 1,0 mm ²	5703466203149
140F0424	7,0 m ²	0,5 x 14 m	700 W	75,8 Ω	2 x 1,0 mm ²	5703466203156
140F0425	8,0 m ²	0,5 x 16 m	800 W	66,3 Ω	2 x 1,0 mm ²	5703466203163
140F0426	9,0 m ²	0,5 x 18 m	900 W	58,9 Ω	2 x 1,0 mm ²	5703466203170
140F0427	10,0 m ²	0,5 x 20 m	1000 W	53,0 Ω	2 x 1,0 mm ²	5703466203187
140F0428	12,0 m ²	0,5 x 24 m	1200 W	44,0 Ω	2 x 1,0 mm ²	5703466203194

*Set without flexpipe


**The ohmic resistance must be within -5 to +10 % of the value labeled

DEVI[™]mat 150T

DEVI  Make it easy,
by Danfoss make it DEVI

Make it easy,
make it DEVI

Product
is covered
by EPD



stable). The round profile, low height (only 3.5 mm) and robust construction ensures a fast, simple and safe installation perfect for renovating existing floors.

Heating mat must be used together with an appropriate thermostat to secure against overheating and reduce energy consumption.

The cold lead is an installation cable with solid conductors ensuring fast installation. A clearly visible connection avoids

accidentally installing the heated cable in the wall.

To ensure a long life-time, all cables are minutely inspected including tests for Ohmic resistance, high voltage and material controls to ensure the quality. This means that we are proud to supply our full floor extended DEVIwarranty[™].

*An EPD is a document used to communicate transparently, the quantified environmental impacts of a product over its life cycle stages.

Type	Value
Nominal voltage	230 V~
Construction	Twin conductor with 360° screening, one cold lead
Output	150 W/m ² @ 230 V~
Max. permissible use temperature, powered	115 °C
Max. permissible use temperature, unpowered	120 °C
Cable dimensions	3,0 mm
Deformation strength	600 N
Pulling strength	120 N
Conductor insulation	FEP
Outer sheath	PVDF
Screen	100% coverage; alu-foil; 0,5 mm ² tinned copper drain wire
Cold lead	4 m DTWB 2 x 1 mm ² with screen
Min. installation temperature	-5 °C
Bending Ø, min.	5 cm
IP Class	IPX7
Set with flexpipe	Flexpipe, inner ø6,7 mm, outer ø10 mm, 2,5 m, Black

Benefits:

- Fast and easy to install
- Self-adhesive mesh
- Low height - only 3.5 mm
- Only one cold lead
- Long life-time
- Maximum protection

Standard compliance:

- IEC 60335-1: 2012 (with amendments)
- IEC 60335-2-96: 2002 (with amendments)

Compliance symbols:



Types: set DEVI[™]mat 150T + Flexpipe

Item no.	Heated area	Dimensions (W x L)	Output @ 230V~	Resistance *	Cold lead	EAN no.
140F0444	0,5 m ²	0,5 x 1 m	75 W	711,1 Ω	2 x 1,0 mm ²	5703466203354
140F0445	1,0 m ²	0,5 x 2 m	150 W	356,4 Ω	2 x 1,0 mm ²	5703466203361
140F0446	1,5 m ²	0,5 x 3 m	225 W	236,9 Ω	2 x 1,0 mm ²	5703466203378
140F0447	2,0 m ²	0,5 x 4 m	300 W	176,6 Ω	2 x 1,0 mm ²	5703466203385
140F0448	2,5 m ²	0,5 x 5 m	375 W	141,0 Ω	2 x 1,0 mm ²	5703466203392
140F0449	3,0 m ²	0,5 x 6 m	450 W	118,0 Ω	2 x 1,0 mm ²	5703466203408
140F0450	3,5 m ²	0,5 x 7 m	525 W	101,1 Ω	2 x 1,0 mm ²	5703466203415
140F0451	4,0 m ²	0,5 x 8 m	600 W	88,5 Ω	2 x 1,0 mm ²	5703466203422
140F0452	5,0 m ²	0,5 x 10 m	750 W	70,7 Ω	2 x 1,0 mm ²	5703466203439
140F0453	6,0 m ²	0,5 x 12 m	900 W	58,8 Ω	2 x 1,0 mm ²	5703466203446
140F0454	7,0 m ²	0,5 x 14 m	1050 W	50,5 Ω	2 x 1,0 mm ²	5703466203453
140F0455	8,0 m ²	0,5 x 16 m	1200 W	44,2 Ω	2 x 1,0 mm ²	5703466203460
140F0456	9,0 m ²	0,5 x 18 m	1350 W	40,0 Ω	2 x 1,0 mm ²	5703466203477
140F0457	10,0 m ²	0,5 x 20 m	1500 W	35,0 Ω	2 x 1,0 mm ²	5703466203484
140F0458	12,0 m ²	0,5 x 24 m	1800 W	30,0 Ω	2 x 1,0 mm ²	5703466203491

*The ohmic resistance must be within -5 to +10 % of the value labeled

Types: set DEVI[™]mat 150T + Flexpipe + Flexpipe transition KK1-E5 + Syntetic nails + DEVIreg[™] Smart (140F1140, Polar White, contain Coin battery Manganese Lithium, manual: DE, FI, NO, SE)

Item no.	Heated area	Dimensions (W x L)	Output @ 230V~	Resistance *	Cold lead	EAN no.
140F1650	1,0 m ²	0,5 x 2 m	150 W	353,0 Ω	2 x 1,0 mm ²	5703466240014
140F1651	1,5 m ²	0,5 x 3 m	225 W	235,0 Ω	2 x 1,0 mm ²	5703466240021
140F1652	2,0 m ²	0,5 x 4 m	300 W	176,0 Ω	2 x 1,0 mm ²	5703466240038
140F1653	2,5 m ²	0,5 x 5 m	375 W	141,0 Ω	2 x 1,0 mm ²	5703466240045
140F1654	3,0 m ²	0,5 x 6 m	450 W	118,0 Ω	2 x 1,0 mm ²	5703466240052
140F1655	3,5 m ²	0,5 x 7 m	525 W	100,0 Ω	2 x 1,0 mm ²	5703466240069
140F1656	4,0 m ²	0,5 x 8 m	600 W	88,0 Ω	2 x 1,0 mm ²	5703466240076
140F1657	5,0 m ²	0,5 x 10 m	750 W	70,0 Ω	2 x 1,0 mm ²	5703466240083
140F1658	6,0 m ²	0,5 x 12 m	900 W	59,0 Ω	2 x 1,0 mm ²	5703466240090
140F1659	7,0 m ²	0,5 x 14 m	1050 W	50,0 Ω	2 x 1,0 mm ²	5703466240106
140F1660	8,0 m ²	0,5 x 16 m	1200 W	44,0 Ω	2 x 1,0 mm ²	5703466240113
140F1661	9,0 m ²	0,5 x 18 m	1350 W	40,0 Ω	2 x 1,0 mm ²	5703466240120
140F1662	10,0 m ²	0,5 x 20 m	1500 W	35,0 Ω	2 x 1,0 mm ²	5703466240137

*The ohmic resistance must be within -5 to +10 % of the value labeled

Types: set DEVI[™]mat 150T + Flexpipe + Flexpipe transition KK1-E5 + Syntetic nails + DEVIreg[™] Touch (140F1071, Polar White, contain Coin battery Manganese Lithium, manual: DE, DK, LT)

Item no.	Heated area	Dimensions (W x L)	Output @ 230V~	Resistance *	Cold lead	EAN no.
140F0816	1,0 m ²	0,5 x 2 m	150 W	356,4 Ω	2 x 1,0 mm ²	5703466216507
140F0817	1,5 m ²	0,5 x 3 m	225 W	236,9 Ω	2 x 1,0 mm ²	5703466216514
140F0818	2,0 m ²	0,5 x 4 m	300 W	176,6 Ω	2 x 1,0 mm ²	5703466216521
140F0819	2,5 m ²	0,5 x 5 m	375 W	141,0 Ω	2 x 1,0 mm ²	5703466216538
140F0820	3,0 m ²	0,5 x 6 m	450 W	118,0 Ω	2 x 1,0 mm ²	5703466216545
140F0821	3,5 m ²	0,5 x 7 m	525 W	101,1 Ω	2 x 1,0 mm ²	5703466216552
140F0822	4,0 m ²	0,5 x 8 m	600 W	88,5 Ω	2 x 1,0 mm ²	5703466216569
140F0823	5,0 m ²	0,5 x 10 m	750 W	70,7 Ω	2 x 1,0 mm ²	5703466216576
140F0824	6,0 m ²	0,5 x 12 m	900 W	58,8 Ω	2 x 1,0 mm ²	5703466216583
140F0825	7,0 m ²	0,5 x 14 m	1050 W	50,5 Ω	2 x 1,0 mm ²	5703466216590
140F0826	8,0 m ²	0,5 x 16 m	1200 W	44,2 Ω	2 x 1,0 mm ²	5703466216606
140F0827	9,0 m ²	0,5 x 18 m	1350 W	40,0 Ω	2 x 1,0 mm ²	5703466216613
140F0828	10,0 m ²	0,5 x 20 m	1500 W	35,0 Ω	2 x 1,0 mm ²	5703466240137

*The ohmic resistance must be within -5 to +10 % of the value labeled

DEVI[™]mat 200T

DEVI  Make it easy,
make it DEVI
by Danfoss

Product
is covered
by EPD*



DEVI[™]mat is an extremely high-quality, 360° fully screened self-adhesive all-in-one mat with FEP insulated conductors and a red PVDF outer sheath (non UV

stable). The round profile, low height (only 3.5 mm) and robust construction ensures a fast, simple and safe installation perfect for renovating existing floors.

Heating mat must be used together with an appropriate thermostat to secure against overheating and reduce energy consumption.

The cold lead is an installation cable with solid conductors ensuring fast installation. A clearly visible connection avoids

accidentally installing the heated cable in the wall.

To ensure a long life-time, all cables are minutely inspected including tests for Ohmic resistance, high voltage and material controls to ensure the quality. This means that we are proud to supply our full floor extended DEVI[™]warranty.

*An EPD is a document used to communicate transparently, the quantified environmental impacts of a product over its life cycle stages.

Benefits:

- Fast and easy to install
- Self-adhesive mesh
- Low height - only 3.5 mm
- Only one cold lead
- Long life-time
- Maximum protection

Standard compliance:

- IEC 60335-1: 2012 (with amendments)
- IEC 60335-2-96: 2002 (with amendments)

Compliance symbols:



Type	Value
Nominal voltage	230 V~
Construction	Twin conductor with 360° screening, one cold lead
Output	200 W/m ² @ 230 V~
Max. permissible use temperature, powered	115 °C
Max. permissible use temperature, unpowered	120 °C
Cable dimensions	3,0 mm
Deformation strength	600 N
Pulling strength	120 N
Conductor insulation	FEP
Outer sheath	PVDF
Screen	100% coverage; alu-foil; 0,5 mm ² tinned copper drain wire
Cold lead	4 m DTWB 2 x 1 mm ² with screen
Min. installation temperature	-5 °C
Bending Ø, min.	5 cm
IP Class	IPX7
Set with flexpipe	Flexpipe, inner ø6,7 mm, outer ø10 mm, 2,5 m, Black

Types: set DEVI[™]mat 200T + Flexpipe

Item no.	Heated area	Dimensions (W x L)	Output @ 230V~	Resistance *	Cold lead	EAN no.
140F1735	0,45 m ²	0,5 x 0,9 m	87 W	605,4 Ω	2 x 1,0 mm ²	5703466247525
83020736	1,05 m ²	0,5 x 2,1 m	215 W	246,0 Ω	2 x 1,0 mm ²	5703466195994
83020737	1,45 m ²	0,5 x 2,9 m	285 W	186,0 Ω	2 x 1,0 mm ²	5703466196007
83020738	2,1 m ²	0,5 x 4,2 m	430 W	123,0 Ω	2 x 1,0 mm ²	5703466196014
83020739	2,5 m ²	0,5 x 5,0 m	500 W	106,0 Ω	2 x 1,0 mm ²	5703466196021
83020740	3,1 m ²	0,5 x 6,2 m	605 W	87,0 Ω	2 x 1,0 mm ²	5703466196038
140F1736	3,45 m ²	0,5 x 6,9 m	695 W	75,9 Ω	2 x 1,0 mm ²	5703466196045
83020742	4,3 m ²	0,5 x 8,6 m	845 W	62,5 Ω	2 x 1,0 mm ²	5703466196052
83020743	4,95 m ²	0,5 x 9,9 m	990 W	53,0 Ω	2 x 1,0 mm ²	5703466196069
83020744	6,1 m ²	0,5 x 12,2 m	1210 W	44,0 Ω	2 x 1,0 mm ²	5703466196076
140F1737	7,0 m ²	0,5 x 14,0 m	1385 W	38 Ω	2 x 1,0 mm ²	5703466196083
140F1738	7,8 m ²	0,5 x 15,6 m	1565 W	34 Ω	2 x 1,0 mm ²	5703466196090
140F1739	8,8 m ²	0,5 x 17,6 m	1715 W	31 Ω	2 x 1,0 mm ²	5703466196106
83020748	10,5 m ²	0,5 x 21,0 m	2070 W	26 Ω	2 x 1,0 mm ²	5703466196113

*The ohmic resistance must be within -5 to +10 % of the value labeled

DEVIcomfort™ 100T

DEVI 
by Danfoss

Make it easy,
make it DEVI

Product
is covered
by **EPD***



DEVIcomfort™ is an extremely high-quality, 360° fully screened twin conductor self-adhesive all-in-one mat with a tough

red PVC outer sheath (non UV stable). Its round profile, robust construction and low height ensures a fast, simple and safe installation which is perfect for renovating existing floors.

Heating mat must be used together with an appropriate thermostat to secure against overheating and reduce energy consumption.

The cold lead is an installation cable with solid conductors ensuring fast installation. A clearly visible connection avoids

accidentally installing the heated cable in the wall.

To ensure a long life-time, all cables are minutely inspected including tests for Ohmic resistance, high voltage and material controls to ensure the quality. This means that we are proud to supply our full floor extended DEVIwarranty™.

*An EPD is a document used to communicate transparently, the quantified environmental impacts of a product over its life cycle stages.

Benefits:

- Fast and easy to install
- Self-adhesive mesh
- Low height
- Only one cold lead
- Long life-time
- Maximum protection

Standard compliance:

- IEC 60335-1: 2012 (with amendments)
- IEC 60335-2-96: 2002 (with amendments)

Compliance symbols:



20
YEAR
WARRANTY



Product



Installation



Floor/Surface

Type	Value
Nominal voltage	230 V~
Construction	Round, twin conductor with 360° screen, one cold lead
Output	100 W/m ² @ 230 V~
Max. permissible use temperature, powered	85 °C
Max. permissible use temperature, unpowered	90 °C
Cable thickness	4 mm
Deformation strength	600 N
Pulling strength	120 N
Conductor insulation	FEP
Outer sheath	PVC
Screen	100% coverage; alu-foil; 0,5 mm ² tinned copper drain wire
Cold lead	2,3 m DTWB, 2 x 1,0 mm ² , with screen
Min. installation temperature	-5 °C
Bending Ø, min.	5 cm
IP Class	IPX7
Set with flexpipe	Flexpipe, inner ø6,7 mm, outer ø10 mm, 2,5 m, Black

Types: set DEVIcomfort™ 100T + Flexpipe

Item no.	Heated area	Dimensions (W x L)	Output @ 230V~	Resistance *	Cold lead	EAN no.
140F1740	0,5 m ²	0,5 x 1 m	50 W	1058,0 Ω	2 x 1,0 mm ²	5703466247570
83030502	1,0 m ²	0,5 x 2 m	100 W	529,0 Ω	2 x 1,0 mm ²	5703466162460
83030504	1,5 m ²	0,5 x 3 m	150 W	352,0 Ω	2 x 1,0 mm ²	5703466162477
83030506	2,0 m ²	0,5 x 4 m	200 W	264,0 Ω	2 x 1,0 mm ²	5703466162484
140F1741	2,5 m ²	0,5 x 5 m	250 W	211,0 Ω	2 x 1,0 mm ²	5703466247587
83030510	3,0 m ²	0,5 x 6 m	300 W	176,0 Ω	2 x 1,0 mm ²	5703466162507
83030512	3,5 m ²	0,5 x 7 m	350 W	151,0 Ω	2 x 1,0 mm ²	5703466162514
83030514	4,0 m ²	0,5 x 8 m	400 W	132,0 Ω	2 x 1,0 mm ²	5703466162521
83030516	5,0 m ²	0,5 x 10 m	500 W	105,0 Ω	2 x 1,0 mm ²	5703466162538
83030518	6,0 m ²	0,5 x 12 m	600 W	88,1 Ω	2 x 1,0 mm ²	5703466162545
140F1742	7,0 m ²	0,5 x 14 m	700 W	75,5 Ω	2 x 1,0 mm ²	5703466247594
140F1743	8,0 m ²	0,5 x 16 m	800 W	66,1 Ω	2 x 1,0 mm ²	5703466247600
83030524	9,0 m ²	0,5 x 18 m	900 W	58,7 Ω	2 x 1,0 mm ²	5703466162576
83030526	10,0 m ²	0,5 x 20 m	1000 W	52,9 Ω	2 x 1,0 mm ²	5703466162583
83030528	12,0 m ²	0,5 x 24 m	1200 W	44,1 Ω	2 x 1,0 mm ²	5703466162590


*The ohmic resistance must be within -5 to +10 % of the value labeled

DEVIcomfort™ 150T

DEVI  Make it easy,
by Danfoss make it DEVI

Make it easy,
make it DEVI

Product
is covered
by EPD



with a tough red PVC outer sheath (non UV stable). Its round profile, robust construction and low height ensures a fast, simple and safe installation which is perfect for renovating existing floors. Heating mat must be used together with an appropriate thermostat to secure against overheating and reduce energy consumption.

The cold lead is an installation cable with solid conductors ensuring fast installation. A clearly visible connection

avoids accidentally installing the heated cable in the wall.

To ensure a long life-time, all cables are minutely inspected including tests for Ohmic resistance, high voltage and material controls to ensure the quality. This means that we are proud to supply our full floor extended DEVIwarranty™.

*An EPD is a document used to communicate transparently, the quantified environmental impacts of a product over its life cycle stages.

DEVIcomfort™ is an extremely high-quality, 360° fully screened twin conductor self-adhesive all-in-one mat

Benefits:

- Fast and easy to install
- Self-adhesive mesh
- Low height
- Only one cold lead
- Long life-time
- Maximum protection

Standard compliance:

- IEC 60335-1: 2012 (with amendments)
- IEC 60335-2-96: 2002 (with amendments)

Compliance symbols:



Type	Value
Nominal voltage	230 V~
Construction	Round, twin conductor with 360° screen, one cold lead
Output	150 W/m ² @ 230 V~
Max. permissible use temperature, powered	85 °C
Max. permissible use temperature, unpowered	90 °C
Cable thickness	4 mm
Deformation strength	600 N
Pulling strength	120 N
Conductor insulation	FEP
Outer sheath	PVC
Screen	100% coverage; alu-foil; 0,5 mm ² tinned copper drain wire
Cold lead	2,3 m DTWB, 2 x 1,0 mm ² , with screen
Min. installation temperature	-5 °C
Bending Ø, min.	5 cm
IP Class	IPX7
Set with flexpipe	Flexpipe, inner ø6,7 mm, outer ø10 mm, 2,5 m, Black

Types: set DEVIcomfort™ 150T + Flexpipe + Syntetic nails +

DEVIreg™ Opti (140F1055, Pure White, contain Coin battery Manganese Lithium, manual: DE, BG, SK, EE)

Item no.	Heated area	Dimensions (W x L)	Output @ 230V~	Resistance *	Cold lead	EAN no.
140F1700	1,0 m ²	0,5 x 2 m	150 W	352,7 Ω	2 x 1,0 mm ²	5703466243183
140F1701	1,5 m ²	0,5 x 3 m	225 W	235,1 Ω	2 x 1,0 mm ²	5703466243190
140F1702	2,0 m ²	0,5 x 4 m	300 W	176,3 Ω	2 x 1,0 mm ²	5703466243206
140F1703	2,5 m ²	0,5 x 5 m	375 W	141,1 Ω	2 x 1,0 mm ²	5703466243213
140F1704	3,0 m ²	0,5 x 6 m	450 W	117,6 Ω	2 x 1,0 mm ²	5703466243220
140F1705	3,5 m ²	0,5 x 7 m	525 W	100,8 Ω	2 x 1,0 mm ²	5703466243237
140F1706	4,0 m ²	0,5 x 8 m	600 W	88,2 Ω	2 x 1,0 mm ²	5703466243244
140F1707	5,0 m ²	0,5 x 10 m	750 W	70,5 Ω	2 x 1,0 mm ²	5703466243251
140F1708	6,0 m ²	0,5 x 12 m	900 W	58,8 Ω	2 x 1,0 mm ²	5703466243268
140F1709	7,0 m ²	0,5 x 14 m	1050 W	50,4 Ω	2 x 1,0 mm ²	5703466243275
140F1710	8,0 m ²	0,5 x 16 m	1200 W	44,1 Ω	2 x 1,0 mm ²	5703466243282
140F1711	9,0 m ²	0,5 x 18 m	1350 W	39,2 Ω	2 x 1,0 mm ²	5703466243299
140F1712	10,0 m ²	0,5 x 20 m	1500 W	35,3 Ω	2 x 1,0 mm ²	5703466243305
140F1713	12,0 m ²	0,5 x 24 m	1800 W	29,4 Ω	2 x 1,0 mm ²	5703466243312

*The ohmic resistance must be within -5 to +10 % of the value labeled

Types: set DEVIcomfort™ 150T + Flexpipe

Item no.	Heated area	Dimensions (W x L)	Output @ 230V~	Resistance *	Cold lead	EAN no.
83030560	0,5 m ²	0,5 x 1 m	75 W	705,3 Ω	2 x 1,0 mm ²	5703466169322
83030562	1,0 m ²	0,5 x 2 m	150 W	352,7 Ω	2 x 1,0 mm ²	5703466169339
140F1744	1,5 m ²	0,5 x 3 m	225 W	235,1 Ω	2 x 1,0 mm ²	5703466247617
83030566	2,0 m ²	0,5 x 4 m	300 W	176,3 Ω	2 x 1,0 mm ²	5703466169353
140F1745	2,5 m ²	0,5 x 5 m	375 W	141,1 Ω	2 x 1,0 mm ²	5703466247624
83030570	3,0 m ²	0,5 x 6 m	450 W	117,6 Ω	2 x 1,0 mm ²	5703466169377
83030572	3,5 m ²	0,5 x 7 m	525 W	100,8 Ω	2 x 1,0 mm ²	5703466169384
83030574	4,0 m ²	0,5 x 8 m	600 W	88,2 Ω	2 x 1,0 mm ²	5703466169391
83030576	5,0 m ²	0,5 x 10 m	750 W	70,5 Ω	2 x 1,0 mm ²	5703466169407
83030578	6,0 m ²	0,5 x 12 m	900 W	58,8 Ω	2 x 1,0 mm ²	5703466169414
83030580	7,0 m ²	0,5 x 14 m	1050 W	50,4 Ω	2 x 1,0 mm ²	5703466169421
83030582	8,0 m ²	0,5 x 16 m	1200 W	44,1 Ω	2 x 1,0 mm ²	5703466169438
83030584	9,0 m ²	0,5 x 18 m	1350 W	39,2 Ω	2 x 1,0 mm ²	5703466169445
83030586	10,0 m ²	0,5 x 20 m	1500 W	35,3 Ω	2 x 1,0 mm ²	5703466169452
83030588	12,0 m ²	0,5 x 24 m	1800 W	29,4 Ω	2 x 1,0 mm ²	5703466169469


*The ohmic resistance must be within -5 to +10 % of the value labeled

DEVIheat™ 150S & Mirror 150S

DEVI  Make it easy,
by Danfoss make it DEVI

Make it easy,
make it DEVI

Product
is covered
by EPD



profile, very low height (only 2.5 mm) and robust construction ensures a fast, simple and safe installation perfect for renovating existing floors.

Heating mat must be used together with an appropriate thermostat to secure against overheating and reduce energy consumption.

DEVIheat™ Mirror 150S heating mat is used for keeping the bathroom mirror mist free by mounting the heating mat in the adhesive behind the mirror.

The two cold leads have clearly visible

connections to avoid accidentally installing the heated cable in the wall.

To ensure a long life-time, all cables are minutely inspected including tests for Ohmic resistance, high voltage and material controls to ensure the quality. This means that we are proud to supply our full floor extended DEVIwarranty™.

*An EPD is a document used to communicate transparently, the quantified environmental impacts of a product over its life cycle stages.

DEVIheat™ is an high-quality, braided screen, self-adhesive all-in-one mat with FEP insulated conductors and a red PVDF outer sheath (non UV stable). The round

Benefits:

- Fast and easy to install
- Self-adhesive mesh
- Very low height - only 2.5 mm
- Long life-time

Standard compliance:

- IEC 60335-1: 2012 (with amendments)
- IEC 60335-2-96: 2002 (with amendments)

Compliance symbols:



Type	Value
Nominal voltage	230 V~
Construction	Round, single conductor with screen, two cold leads
Output	150 W/m ² @ 230 V~
Max. permissible use temperature, powered	110 °C
Max. permissible use temperature, unpowered	120 °C
Cable thickness	2.5 mm
Deformation strength	600 N
Pulling strength	120 N
Conductor insulation	FEP
Outer sheath	PVDF
Screen	10 x CU threads
Cold lead	2 x 3 m DSWB, 1 x 1,0 mm ² , with screen
Min. installation temperature	-5 °C
Bending Ø, min.	5 cm
IP Class	IPX7
Set with flexpipe	Flexpipe, inner ø6,7 mm, outer ø10 mm, 2,5 m, Black

Types DEVIheat™ Mirror 150S

Item no.	Heated area	Dimensions (W x L)	Output @ 230V~	Resistance *	Cold lead	EAN no.
83000301	0,35 m ²	0,5 x 0,7 m	50 W	1009,8 Ω	1 x 1,0 mm ²	5703466083697
83000300	0,48 m ²	0,6 x 0,8 m	75 W	686,1 Ω	1 x 1,0 mm ²	5703466056660

*The ohmic resistance must be within -5 to +10 % of the value labeled

Types: set DEVIheat™ 150S + Flexpipe + Syntetic nails + DEVIreg™ Opti (140F1055, Pure White, contain Coin battery Manganese Lithium, manual: PL)

Item no.	Heated area	Dimensions (W x L)	Output @ 230V~	Resistance *	Cold lead	EAN no.
140F1720	1,0 m ²	0,5 x 2 m	150 W	353 Ω	1 x 1,0 mm ²	5703466243671
140F1721	1,5 m ²	0,5 x 3 m	225 W	235 Ω	1 x 1,0 mm ²	5703466243688
140F1722	2,0 m ²	0,5 x 4 m	300 W	176 Ω	1 x 1,0 mm ²	5703466243695
140F1723	2,5 m ²	0,5 x 5 m	375 W	141 Ω	1 x 1,0 mm ²	5703466243701
140F1724	3,0 m ²	0,5 x 6 m	450 W	118 Ω	1 x 1,0 mm ²	5703466243718
140F1725	4,0 m ²	0,5 x 8 m	600 W	88 Ω	1 x 1,0 mm ²	5703466243725
140F1726	5,0 m ²	0,5 x 10 m	750 W	74 Ω	1 x 1,0 mm ²	5703466243732
140F1727	6,0 m ²	0,5 x 12 m	900 W	59 Ω	1 x 1,0 mm ²	5703466243749
140F1728	8,0 m ²	0,5 x 16 m	1200 W	44 Ω	1 x 1,0 mm ²	5703466243756
140F1729	10,0 m ²	0,5 x 20 m	1500 W	35 Ω	1 x 1,0 mm ²	5703466243763

*The ohmic resistance must be within -5 to +10 % of the value labeled


Types: set DEVIheat™ 150S + Flexpipe

Item no.	Heated area	Dimensions (W x L)	Output @ 230V~	Resistance *	Cold lead	EAN no.
140F0328	0,5 m ²	0,5 x 1 m	75 W	706,9 Ω	1 x 1,0 mm ²	5703466202777
140F0329	1,0 m ²	0,5 x 2 m	150 W	352,8 Ω	1 x 1,0 mm ²	5703466202784
140F0330	1,5 m ²	0,5 x 3 m	225 W	234,4 Ω	1 x 1,0 mm ²	5703466202791
140F0331	2,0 m ²	0,5 x 4 m	300 W	176,4 Ω	1 x 1,0 mm ²	5703466202807
140F0332	2,5 m ²	0,5 x 5 m	375 W	141,1 Ω	1 x 1,0 mm ²	5703466202814
140F0333	3,0 m ²	0,5 x 6 m	450 W	117,4 Ω	1 x 1,0 mm ²	5703466202821
140F0334	3,5 m ²	0,5 x 7 m	525 W	100,6 Ω	1 x 1,0 mm ²	5703466202838
140F0335	4,0 m ²	0,5 x 8 m	600 W	88,0 Ω	1 x 1,0 mm ²	5703466202845
140F0336	5,0 m ²	0,5 x 10 m	750 W	70,6 Ω	1 x 1,0 mm ²	5703466202852
140F0338	6,0 m ²	0,5 x 12 m	900 W	58,7 Ω	1 x 1,0 mm ²	5703466202876
140F0339	7,0 m ²	0,5 x 14 m	1050 W	50,0 Ω	1 x 1,0 mm ²	5703466202883
140F0340	8,0 m ²	0,5 x 16 m	1200 W	44,0 Ω	1 x 1,0 mm ²	5703466202890
140F0337	9,0 m ²	0,5 x 18 m	1350 W	39,1 Ω	1 x 1,0 mm ²	5703466202869
140F0341	10,0 m ²	0,5 x 20 m	1500 W	35,0 Ω	1 x 1,0 mm ²	5703466202906

*The ohmic resistance must be within -5 to +10 % of the value labeled

DEVIflex 50T

Product
is covered
by **EPD***



DEVIflex readymade heating mat is an extremely high-quality, 360° fully screened twin conductor cable with a tough outer sheath (not UV resistant) fixed on the plastic mesh. Its round profile

and robust construction ensures a fast, simple and safe installation in multiple indoor floor constructions.

Heating cable must be used together with an appropriate thermostat to secure against overheating and reduce energy consumption.

Heating mat is designed to be embedded in concrete or similar.

Cold lead connection point is protected from water ingress by a removable cap.

The cold lead is an installation cable with solid conductors ensuring fast

installation. A clearly visible connection avoids accidentally installing the heated element in the wall.

To ensure a long life-time, all mats are minutely inspected including tests for Ohmic resistance, high voltage and material controls to ensure the quality. This means that we are proud to supply our full floor extended DEVI Warranty.

*An **EPD** is a document used to communicate transparently, the quantified environmental impacts of a product over its life cycle stages.

Benefits:

- Fast and easy to install
- Safe and robust
- Long life-time
- Maximum protection
- Multiple application options

Standard compliance:

- IEC60800:2009

Compliance symbols:



20
YEAR
WARRANTY



Product



Installation



Floor/Surface

Type	Value
Nominal voltage	230 V~
Construction	Round, twin conductor with 360° screening, one cold lead
Output	50 W/m ² @ 230 V~
Max. permissible use temperature, powered	60 °C
Max. permissible use temperature, unpowered	90 °C
Cable thickness	6,9 mm
Deformation strength	1500 N
Pulling strength	400 N
Conductor insulation	XLPE
Outer sheath	PVC, red
Screen	100% coverage; alu-foil; 0,5 mm ² tinned copper drain wire
Cold lead	6 m DTCL, 3G 1,5mm ²
Min. installation temperature	-5 °C
Bending Ø, min.	5 cm
IP Class	IPX7

Types: DEVIflex 50T


Item no.	Heated area	Dimensions (W x L)	Output @ 230V~	Resistance	Cold lead	EAN no.
140F1420	2,3 m ²	0,75 x 3 m	452,8 Ohm	115 W	3 x 1,5 mm ²	5703466252604
140F1421	3,4 m ²	0,75 x 4,5 m	297,7 Ohm	180 W	3 x 1,5 mm ²	5703466252611
140F1422	5,2 m ²	0,75 x 6,9 m	212,9 Ohm	250 W	3 x 1,5 mm ²	5703466252628
140F1423	6,8 m ²	0,75 x 9 m	154,4 Ohm	345 W	3 x 1,5 mm ²	5703466252635
140F1424	8,8 m ²	0,75 x 11,7 m	123,7 Ohm	430 W	3 x 1,5 mm ²	5703466252642
140F1425	10,4 m ²	0,75 x 13,8 m	102,0 Ohm	520 W	3 x 1,5 mm ²	5703466252659
140F1426	11,9 m ²	0,75 x 15,9 m	87,1 Ohm	520 W	3 x 1,5 mm ²	5703466252666
140F1427	13,7 m ²	0,75 x 18,3 m	76,8 Ohm	605 W	3 x 1,5 mm ²	5703466252673
140F1428	17,1 m ²	0,75 x 22,8 m	61,1 Ohm	865 W	3 x 1,5 mm ²	5703466252680
140F1429	19,8 m ²	0,75 x 26,4 m	53,8 Ohm	985 W	3 x 1,5 mm ²	5703466252697
140F1430	23,0 m ²	0,75 x 30,6 m	45,9 Ohm	1155 W	3 x 1,5 mm ²	5703466252703
140F1431	25,7 m ²	0,75 x 34,2 m	41,1 Ohm	1285 W	3 x 1,5 mm ²	5703466252710

DEVIflex 75T

DEVI 
by Danfoss

Make it easy,
make it DEVI

Product
is covered
by **EPD***



DEVIflex readymade heating mat is an extremely high-quality, 360° fully screened twin conductor cable with a tough outer sheath (not UV resistant) fixed on the plastic mesh. Its round profile

and robust construction ensures a fast, simple and safe installation in multiple indoor floor constructions.

Heating cable must be used together with an appropriate thermostat to secure against overheating and reduce energy consumption.

Heating mat is designed to be embedded in concrete or similar.

Cold lead connection point is protected from water ingress by a removable cap.

The cold lead is an installation cable with solid conductors ensuring fast

installation. A clearly visible connection avoids accidentally installing the heated element in the wall.

To ensure a long life-time, all mats are minutely inspected including tests for Ohmic resistance, high voltage and material controls to ensure the quality. This means that we are proud to supply our full floor extended DEVI Warranty.

*An EPD is a document used to communicate transparently, the quantified environmental impacts of a product over its life cycle stages.

Benefits:

- Fast and easy to install
- Safe and robust
- Long life-time
- Maximum protection
- Multiple application options

Standard compliance:

- IEC60800:2009

Compliance symbols:



Product



Installation



Floor/Surface


Type	Value
Nominal voltage	230 V~
Construction	Round, twin conductor with 360° screening, one cold lead
Output	75 W/m ² @ 230 V~
Max. permissible use temperature, powered	60 °C
Max. permissible use temperature, unpowered	90 °C
Cable thickness	6,9 mm
Deformation strength	1500 N
Pulling strength	400 N
Conductor insulation	XLPE
Outer sheath	PVC, red
Screen	100% coverage; alu-foil; 0,5 mm ² tinned copper drain wire
Cold lead	6 m DTCL, 3G 1,5mm ²
Min. installation temperature	-5 °C
Bending Ø, min.	5 cm
IP Class	IPX7

Types: DEVIflex 75T

Item no.	Heated area	Dimensions (W x L)	Output @ 230V~	Resistance	Cold lead	EAN no.
140F1435	1,1 m ²	0,75 x 1,5 m	80 W	652,5 Ohm	3 x 1,5 mm ²	5703466252727
140F1436	2,0 m ²	0,75 x 2,7 m	140 W	373,9 Ohm	3 x 1,5 mm ²	5703466252734
140F1437	3,2 m ²	0,75 x 4,2 m	255 W	209,3 Ohm	3 x 1,5 mm ²	5703466252741
140F1438	4,5 m ²	0,75 x 6 m	330 W	160,8 Ohm	3 x 1,5 mm ²	5703466252758
140F1439	6,5 m ²	0,75 x 8,7 m	475 W	111,5 Ohm	3 x 1,5 mm ²	5703466252765
140F1440	8,6 m ²	0,75 x 11,4 m	625 W	84,4 Ohm	3 x 1,5 mm ²	5703466252772
140F1441	9,9 m ²	0,75 x 13,2 m	730 W	72,4 Ohm	3 x 1,5 mm ²	5703466252789
140F1442	11,3 m ²	0,75 x 15 m	840 W	63,0 Ohm	3 x 1,5 mm ²	5703466252796
140F1443	14,0 m ²	0,75 x 18,6 m	1060 W	49,9 Ohm	3 x 1,5 mm ²	5703466252802
140F1444	15,5 m ²	0,75 x 20,7 m	1170 W	45,1 Ohm	3 x 1,5 mm ²	5703466252819
140F1445	16,2 m ²	0,75 x 21,6 m	1200 W	44,0 Ohm	3 x 1,5 mm ²	5703466252826
140F1446	18,7 m ²	0,75 x 24,9 m	1415 W	37,3 Ohm	3 x 1,5 mm ²	5703466252833
140F1447	20,9 m ²	0,75 x 27,9 m	1575 W	33,6 Ohm	3 x 1,5 mm ²	5703466252840
140F1448	25,2 m ²	0,75 x 33,6 m	1880 W	28,1 Ohm	3 x 1,5 mm ²	5703466252857
140F1449	29,3 m ²	0,75 x 39 m	2200 W	24,0 Ohm	3 x 1,5 mm ²	5703466252864

DEVIflex 100T

Product
is covered
by **EPD***



DEVIflex readymade heating mat is an extremely high-quality, 360° fully screened twin conductor cable with a tough outer sheath (not UV resistant) fixed on the plastic mesh. Its round profile

and robust construction ensures a fast, simple and safe installation in multiple indoor floor constructions.

Heating cable must be used together with an appropriate thermostat to secure against overheating and reduce energy consumption.

Heating mat is designed to be embedded in concrete or similar.

Cold lead connection point is protected from water ingress by a removable cap.

The cold lead is an installation cable with solid conductors ensuring fast

installation. A clearly visible connection avoids accidentally installing the heated element in the wall.

To ensure a long life-time, all mats are minutely inspected including tests for Ohmic resistance, high voltage and material controls to ensure the quality. This means that we are proud to supply our full floor extended DEVI Warranty.

*An EPD is a document used to communicate transparently, the quantified environmental impacts of a product over its life cycle stages.

Benefits:

- Fast and easy to install
- Safe and robust
- Long life-time
- Maximum protection
- Multiple application options

Standard compliance:

- IEC60800:2009

Compliance symbols:



Product



Installation



Floor/Surface

Type	Value
Nominal voltage	230 V~
Construction	Round, twin conductor with 360° screening, one cold lead
Output	100 W/m ² @ 230 V~
Max. permissible use temperature, powered	60 °C
Max. permissible use temperature, unpowered	90 °C
Cable thickness	6,9 mm
Deformation strength	1500 N
Pulling strength	400 N
Conductor insulation	XLPE
Outer sheath	PVC, red
Screen	100% coverage; alu-foil; 0,5 mm ² tinned copper drain wire
Cold lead	6 m DTCL, 3G 1,5mm ²
Min. installation temperature	-5 °C
Bending Ø, min.	5 cm
IP Class	IPX7

Types: DEVIflex 100T


Item no.	Heated area	Dimensions (W x L)	Output @ 230V~	Resistance	Cold lead	EAN no.
140F1450	1,1 m ²	0,75 x 1,5 m	120 W	444,0 Ohm	3 x 1,5 mm ²	5703466252871
140F1451	1,6 m ²	0,75 x 2,1 m	165 W	320,5 Ohm	3 x 1,5 mm ²	5703466252888
140F1452	2,5 m ²	0,75 x 3,3 m	240 W	219,7 Ohm	3 x 1,5 mm ²	5703466252895
140F1453	3,6 m ²	0,75 x 4,8 m	355 W	148,8 Ohm	3 x 1,5 mm ²	5703466252901
140F1454	4,3 m ²	0,75 x 5,7 m	445 W	119,4 Ohm	3 x 1,5 mm ²	5703466252918
140F1455	5,6 m ²	0,75 x 7,5 m	550 W	96,3 Ohm	3 x 1,5 mm ²	5703466252925
140F1456	6,8 m ²	0,75 x 8,7 m	660 W	80,3 Ohm	3 x 1,5 mm ²	5703466252932
140F1457	7,7 m ²	0,75 x 10,2 m	780 W	67,8 Ohm	3 x 1,5 mm ²	5703466252949
140F1458	9,0 m ²	0,75 x 12 m	895 W	59,0 Ohm	3 x 1,5 mm ²	5703466252956
140F1459	11,0 m ²	0,75 x 14,7 m	1120 W	47,1 Ohm	3 x 1,5 mm ²	5703466252963
140F1460	12,2 m ²	0,75 x 16,2 m	1215 W	43,5 Ohm	3 x 1,5 mm ²	5703466252970
140F1461	13,5 m ²	0,75 x 18 m	1350 W	39,2 Ohm	3 x 1,5 mm ²	5703466252987
140F1462	14,9 m ²	0,75 x 19,8 m	1470 W	36,0 Ohm	3 x 1,5 mm ²	5703466252994
140F1463	16,2 m ²	0,75 x 21,6 m	1630 W	32,4 Ohm	3 x 1,5 mm ²	5703466253007
140F1464	18,2 m ²	0,75 x 24,3 m	1810 W	29,3 Ohm	3 x 1,5 mm ²	5703466253014
140F1465	21,8 m ²	0,75 x 29,1 m	2170 W	24,4 Ohm	3 x 1,5 mm ²	5703466253021
140F1466	24,3 m ²	0,75 x 32,4 m	2450 W	21,6 Ohm	3 x 1,5 mm ²	5703466253038

DEVIflex 150T

DEVI 
by Danfoss

Make it easy,
make it DEVI

Product
is covered
by **EPD***



DEVIflex readymade heating mat is an extremely high-quality, 360° fully screened twin conductor cable with a tough outer sheath (not UV resistant) fixed on the plastic mesh. Its round profile

and robust construction ensures a fast, simple and safe installation in multiple indoor floor constructions.

Heating cable must be used together with an appropriate thermostat to secure against overheating and reduce energy consumption.

Heating mat is designed to be embedded in concrete or similar.

Cold lead connection point is protected from water ingress by a removable cap.

The cold lead is an installation cable with solid conductors ensuring fast

installation. A clearly visible connection avoids accidentally installing the heated element in the wall.

To ensure a long life-time, all mats are minutely inspected including tests for Ohmic resistance, high voltage and material controls to ensure the quality. This means that we are proud to supply our full floor extended DEVI Warranty.

*An EPD is a document used to communicate transparently, the quantified environmental impacts of a product over its life cycle stages.

Benefits:

- Fast and easy to install
- Safe and robust
- Long life-time
- Maximum protection
- Multiple application options

Standard compliance:

- IEC60800:2009

Compliance symbols:



20
YEAR
WARRANTY



Product



Installation



Floor/Surface


Type	Value
Nominal voltage	230 V~
Construction	Round, twin conductor with 360° screening, one cold lead
Output	150 W/m ² @ 230 V~
Max. permissible use temperature, powered	60 °C
Max. permissible use temperature, unpowered	90 °C
Cable thickness	6,9 mm
Deformation strength	1500 N
Pulling strength	400 N
Conductor insulation	XLPE
Outer sheath	PVC, red
Screen	100% coverage; alu-foil; 0,5 mm ² tinned copper drain wire
Cold lead	6 m DTCL, 3G 1,5mm ²
Min. installation temperature	-5 °C
Bending Ø, min.	5 cm
IP Class	IPX7

Types: DEVIflex 150T

Item no.	Heated area	Dimensions (W x L)	Output @ 230V~	Resistance	Cold lead	EAN no.
140F1470	2,0 m ²	0,75 x 2,6 m	300 W	175,6 Ohm	3 x 1,5 mm ²	5703466253045
140F1471	2,9 m ²	0,75 x 3,8 m	440 W	119,8 Ohm	3 x 1,5 mm ²	5703466253052
140F1472	4,1 m ²	0,75 x 5,4 m	615 W	86,1 Ohm	3 x 1,5 mm ²	5703466253069
140F1473	4,8 m ²	0,75 x 6,4 m	740 W	71,3 Ohm	3 x 1,5 mm ²	5703466253076
140F1474	7,4 m ²	0,75 x 9,8 m	1120 W	47,2 Ohm	3 x 1,5 mm ²	5703466253083
140F1475	9,9 m ²	0,75 x 13,2 m	1470 W	36,0 Ohm	3 x 1,5 mm ²	5703466253090
140F1476	12,2 m ²	0,75 x 16,2 m	1805 W	29,3 Ohm	3 x 1,5 mm ²	5703466253106

DEVIflex 175T

Product
is covered
by **EPD***



DEVIflex readymade heating mat is an extremely high-quality, 360° fully screened twin conductor cable with a tough outer sheath (not UV resistant) fixed on the plastic mesh. Its round profile

and robust construction ensures a fast, simple and safe installation in multiple indoor floor constructions.

Heating cable must be used together with an appropriate thermostat to secure against overheating and reduce energy consumption.

Heating mat is designed to be embedded in concrete or similar.

Cold lead connection point is protected from water ingress by a removable cap.

The cold lead is an installation cable with solid conductors ensuring fast

installation. A clearly visible connection avoids accidentally installing the heated element in the wall.

To ensure a long life-time, all mats are minutely inspected including tests for Ohmic resistance, high voltage and material controls to ensure the quality. This means that we are proud to supply our full floor extended DEVI Warranty.

*An EPD is a document used to communicate transparently, the quantified environmental impacts of a product over its life cycle stages.

Benefits:

- Fast and easy to install
- Safe and robust
- Long life-time
- Maximum protection
- Multiple application options

Standard compliance:

- IEC60800:2009

Compliance symbols:



20
YEAR
WARRANTY



Product



Installation



Floor/Surface

Type	Value
Nominal voltage	230 V~
Construction	Round, twin conductor with 360° screening, one cold lead
Output	175 W/m ² @ 230 V~
Max. permissible use temperature, powered	60 °C
Max. permissible use temperature, unpowered	90 °C
Cable thickness	6,9 mm
Deformation strength	1500 N
Pulling strength	400 N
Conductor insulation	XLPE
Outer sheath	PVC, red
Screen	100% coverage; alu-foil; 0,5 mm ² tinned copper drain wire
Cold lead	6 m DTCL, 3G 1,5mm ²
Min. installation temperature	-5 °C
Bending Ø, min.	5 cm
IP Class	IPX7

Types: DEVIflex 175T

Item no.	Heated area	Dimensions (W x L)	Output @ 230V~	Resistance	Cold lead	EAN no.
140F1479	1,1 m ²	0,75 x 1,4 m	180 W	295,9 Ohm	3 x 1,5 mm ²	5703466253557
140F1480	1,5 m ²	0,75 x 2,0 m	265 W	201,5 Ohm	3 x 1,5 mm ²	5703466253113
140F1481	2,7 m ²	0,75 x 3,6 m	465 W	113,6 Ohm	3 x 1,5 mm ²	5703466253120
140F1482	3,8 m ²	0,75 x 5,0 m	665 W	79,8 Ohm	3 x 1,5 mm ²	5703466253137
140F1483	5,3 m ²	0,75 x 7,0 m	915 W	57,8 Ohm	3 x 1,5 mm ²	5703466253144
140F1484	7,5 m ²	0,75 x 10,0 m	1310 W	40,3 Ohm	3 x 1,5 mm ²	5703466253151
140F1485	8,6 m ²	0,75 x 11,4 m	1510 W	34,9 Ohm	3 x 1,5 mm ²	5703466253168
140F1486	12,0 m ²	0,75 x 16,0 m	2090 W	25,3 Ohm	3 x 1,5 mm ²	5703466253175
140F1487	15,6 m ²	0,75 x 20,8 m	2750 W	19,2 Ohm	3 x 1,5 mm ²	5703466253182

DEVicell™



Make it easy,
make it DEVI



DEVicell™ is an energy-efficient system, which provides up to 20% extra energy

saving through integrated thermal insulation. DEVicell™ Insulation plate covered with aluminum and readymade grooves for easy and fast installation of DEViflex™ heating cables. The full covering aluminum effect ensures faster reaction time and an even heat distribution for the top floor.

DEVicell™ a special system for new floor installed on top of all existing floors or

sub floors. The system can be installed on the existing tiles, wooden floors or concrete floors. The system can be used under nearly all types of floor surfaces.

DEVicell™ system under laminate, wooden or parquet floors – DEVicell™ & DEViflex™ must not be embedded in concrete or similar “wet” material, Dry installation only.

Benefits:

- Sturdy construction
- No mason work with screed
- Fits DEViflex™
- Fits odd corners
- Reduced downward heat loss
- Even temperature distribution
- Quick response time with timer
- Noise reduction -3 dB



Type	Value
Construction	Polystyrene with aluminium
R value	0,364 m ² K/W
Plate size	50 x 100 cm
Thickness	13 mm
Aluminium thickness	0,8 mm
Insulation	12 mm fire retardant EPS
Deformation strength	>400 kPa at 10% compression
Max working temp	80 °C
Noise reduction	-3 dB

Heat density [W/m²]

CC-distance [cm]	DEViflex™ 6T	DEViflex™ 10T
10	60 W/m ²	100 W/m ²
20	not recommendable (30W/m ²)	50 W/m ²

DEVicell™ plates

Item no.	Type	No. of plates	EAN no.
140F1131*	DEVicell™, 2 m ² package + 1 bag of Connective clips	4 plates	5703466179895
140F1130*	DEVicell™, 5 m ² package + 1 bag of Connective clips	10 plates	5703466179888
140F1132*	DEVicell™, 50 m ² pallet + 10 bag of Connective clips	100 plates	5703466179901

Accessories

Item no.	Description	EAN no.
18055300	Mounting set for sensor	5703466128893
19805076	Aluminium tape 38 mm x 50 m, to ensure cable contact in cavities	5703466128923
15992250	Connective clips for DEVicell™ 5x10 pcs	5703466129340
109200*	Edge plates for DEVicell™	5703466194560

*This product contains a substance included on the candidate list according to article 59 (1,10) of regulation EC No. 1907/2006 ('REACH') in a concentration above 0,1% w/w: flameproofing agent, hexabromocyclododecane. HBCD is also present on the Annex 14 list.

DEVIpipeline™ 10 V2



Make it easy,
make it DEVI



ambient temperature. The heating cables can be installed outside water pipes. The product range: drum cable, cable with cold lead without mains plug and cable with cold lead mains plug. The product range: drum cable and cable with cold lead mains plug. All self-limiting heating cables must be over-temperature protected by a thermostat, as the output will decrease, but never be zero, and be protected by a RCD with a maximum trip current of 30 mA.

Note 1: The cable is not approved for installation inside the water pipe and for use in contact with drinking water or water for human consumption, waste water, etc.

Note 2: It is the full responsibility of the installer/designer to use proper cold lead dimensioned for the purpose and assembly sets that establish sufficient mechanical strength, flammability resistance and water tightness - and to design the heating unit with correct output for the specific application to avoid overheating of the cable or building materials.

The DEVIpipeline™ 10 V2 is a self-limiting heating cable that is used for frost protection of pipes. The self-limiting capability of the cable ensures that the output of the cable increase or decrease according to

Benefits:

- Cut to length on site
- Ready-made lengths
- Small cable size

Standard compliance:

- IEC 60335-1:2012

Compliance symbols:

Type	Value
Nominal voltage	230 V~
Nominal output (min-max):	10 W/m @ 10 °C (8,5-13,5 W/m @ 10 °C)
Max. permissible use temperature, powered	65 °C
Max. permissible use temperature, unpowered	65 °C
Minimum installation temperature	- 5 °C
Heating cable dimensions	7,8 x 5,3 mm
Outer sheath	Blue, TPE
Minimum Screen Coverage	100% aluminium foil
Maximum resistance protective braid	18,2 Ω/Km
Bending radius, min.	25 mm (inside of the cable)
Cold lead with plug	2 m, 3 x 0,75 mm ² , types: with Schuko plug
IP Class for ready made unit	IP67
IP Class for heating part and end termination	IP68

Types: DEVIpipeline™ 10 V2 Drum Goods

Item no.	Length	Min-max length per drum	Number of length allowed on drum, max	Nominal output @ 10 °C	EAN no.
98300016	Drum, 100 m	100 m	1	10 W/m	5703466217771
98300015	Drum, 300 m	300 m	1	10 W/m	5703466217764
98300017	Drum, 1000 m	1000 m	1	10 W/m	5703466217788
98300019	Cut-to-length	1 – 1000 m	1, max. 1000 m	10 W/m	5703466217801

Types: Ready-made DEVIpipeline™ 10 V2 with Schuko plug

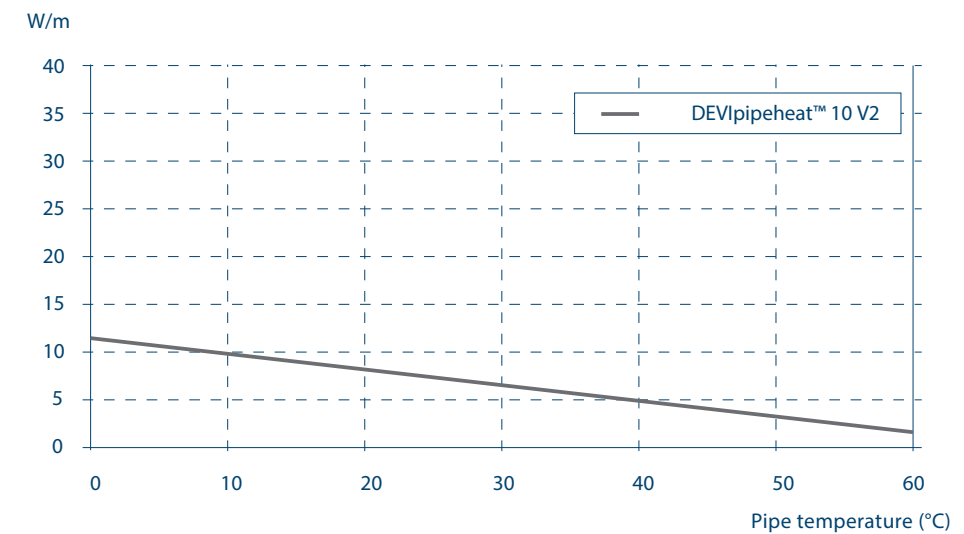
Item no.	Length	Nominal output @ 10 °C	Cold lead	EAN no.
98300071	2 m	20 W	2 m	5703466217924
98300072	4 m	40 W	2 m	5703466217931
98300073	6 m	60 W	2 m	5703466217948
98300074	8 m	80 W	2 m	5703466217955
98300075	10 m	100 W	2 m	5703466217962
98300076	12 m	120 W	2 m	5703466217979
98300077	14 m	140 W	2 m	5703466217986
98300078	16 m	160 W	2 m	5703466217993
98300079	19 m	190 W	2 m	5703466218006
98300080	22 m	220 W	2 m	5703466218013
98300081	25 m	250 W	2 m	5703466218020

Maximum heating circuit length on a pipe, with circuit breaker with C-characteristic

Switch on temperature	DEVIpipeline™ 10 V2	
	10 A	16 A
10 °C	100 m	-
0 °C	96 m	-
-20 °C	77 m	-

Power output characteristic

Output of heating cable installed and measured on a pipe.



DEVIpipeline™ 10 V3

DEVI  Make it easy,
by Danfoss make it DEVI

Make it easy,
make it DEVI

Product
is covered
by EPD



A new self-limiting cable can be installed inside and outside water pipes. It is suitable for drinking and common water pipes and is designed to be installed on pipe in all countries and inside pipe in certified countries (DK, FI, SE, NO, RU). The product range: cable on drum, cut-to-length, ready-made cable with cold lead.

The product range: drum cable and cable with cold lead mains plug. All self-limiting heating cables must be over-temperature protected by a thermostat, as the output will decrease, but never be zero, and be protected by a RCD with a maximum trip current of 30 mA.

Note 1: It is the full responsibility of the installer/designer to use proper cold lead dimensioned for the purpose and assembly sets that establish sufficient mechanical strength, flammability resistance and water tightness - and to design the heating unit with correct output for the specific application to avoid overheating of the cable or building materials.

*An EPD is a document used to communicate transparently, the quantified environmental impacts of a product over its life cycle stages.

The DEVIpipeline™ 10 V3 is a self-limiting heating cable that is used for frost protection of pipes.

The self-limiting capability of the cable ensures that the output of the cable increase or decrease according to ambient temperature.

Benefits:

- Cut to length on site
- Ready-made lengths
- Small cable size
- Inside and outside pipe installation
- Installation inside drinking water pipes

Standard compliance:

- IEC 60335-1:2012
- IEC 60800:2009

Compliance symbols:



Type	Value
Nominal voltage	230 V~
Nominal output (tolerance)	10 W/m @ 10 °C (7,5-13,5 W/m @ 10 °C)
Max. permissible use temperature, powered	65 °C
Max. permissible use temperature, unpowered	65 °C
Minimum installation temperature	-5 °C
Max. water temperature (inside water pipe installation)	23 °C
Max. water pressure (inside water pipe installation)	10 bar
Heating cable dimensions	8,6 x 5,25 mm
Outer sheath	HDPE + blue PVDF
Minimum Screen Coverage	100% aluminium foil
Maximum resistance protective braid	36 Ω/Km
Bending Ø, min.	50 mm (inside of the cable)
Cold lead with plug	2 m, 3 x 0,75 mm ²
IP Class for ready made unit	IP67
IP Class for heating part and end termination	IP68

Types: DEVIpipeline™ 10 V3 Drum Goods

Item no.	Length	Min-max length per drum	Number of length allowed on drum, max	Nominal output @ 10 °C	EAN no.
98300007	Drum, 100 m	100 m	1	10 W/m	5703466249758
98300008	Drum, 300 m	300 m	1	10 W/m	5703466249765
98300009	Drum, 1000 m	1000 m	1	10 W/m	5703466249772
98300012	Cut-to-length	1 – 1000 m	1, max. 1000 m	10 W/m	5703466249789

Types: Ready-made DEVIpipeline™ 10 V3 with Schuko plug

Item no.	Length	Nominal output @ 10 °C	Cold lead	EAN no.
140F0921	2 m	20 W	2 m	5703466249796
140F0922	4 m	40 W	2 m	5703466249802
140F0923	6 m	60 W	2 m	5703466249819
140F0924	8 m	80 W	2 m	5703466249826
140F0925	10 m	100 W	2 m	5703466249833
140F0926	12 m	120 W	2 m	5703466249840
140F0927	14 m	140 W	2 m	5703466249857
140F0928	16 m	160 W	2 m	5703466249864
140F0929	19 m	190 W	2 m	5703466249871
140F0930	22 m	220 W	2 m	5703466249888
140F0931	25 m	250 W	2 m	5703466249895

Types: Ready-made DEVIpipeline™ 10 V3 with Danish plug

Item no.	Length	Nominal output @ 10 °C	Cold lead	EAN no.
140F0932	2 m	20 W	2 m	5703466249901
140F0933	4 m	40 W	2 m	5703466249918
140F0934	6 m	60 W	2 m	5703466249925
140F0935	8 m	80 W	2 m	5703466249932
140F0936	10 m	100 W	2 m	5703466249949
140F0937	12 m	120 W	2 m	5703466249956
140F0938	14 m	140 W	2 m	5703466249963
140F0939	16 m	160 W	2 m	5703466249970
140F0940	19 m	190 W	2 m	5703466249987
140F0941	22 m	220 W	2 m	5703466249994
140F0942	25 m	250 W	2 m	5703466250006

Pipe fitting

Item no.	EAN no.	Name	Description
140F0956	5703466250037	3/4" + 1" Pipe Fitting DEVIpipeline™ 10 V3	Wadding for Internal mounting In pipe for DEVIpipeline™ 10 V3 Stainless steel pipe fitting and nut. Rubber conic sliced sleeve, oval hole. Max. water pressure - 10 Bar at max. water temperature 23 °C



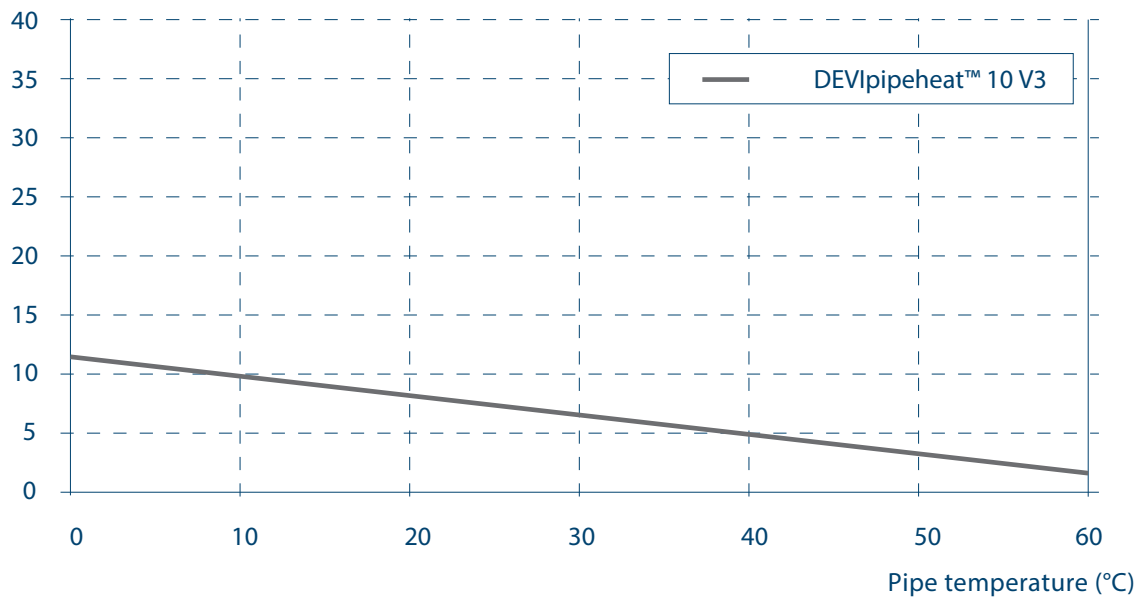
Maximum heating circuit length on a pipe, with circuit breaker with C-characteristic

Switch on temperature	DEVIpipeline™ 10 V3	
	10 A	
	on pipe	in pipe
10 °C	100 m	60
0 °C	96 m	-
-20 °C	77 m	-

Power output characteristic

Output of heating cable installed and measured on a pipe.

W/m



DEVlaqua™ 9T - 230 V/400V/ Special order

DEVI  Make it easy,
by Danfoss make it DEVI

Make it easy,
make it DEVI

Product
is covered
by EPD



The DEVlaqua™ 9T is a light blue, high-quality, round, series resistive, full screened, twin conductor heating cable with a tough outer sheath and with a special ¾" and 1" pipe fitting. It is approved

for use in contact with drinking water up to 23 °C.

Heating cable must be used together with an appropriate thermostat to secure against overheating and reduce energy consumption.

The DEVlaqua™ 9T is a heating cable developed for being installed inside drinking water pipes with the purpose to prevent frozen pipes (not for keeping water hot in pipes).

The heating cable is supplied in ready-made lengths with a ¾" and 1" fitting to establish a water tight entrance for the

heating cable into the drinking water pipe. It is equipped with a UV stable cold lead with solid conductors ensuring fast installation with a clearly visible connection.

Note! DEVlaqua™ 9T is only for use when installed in a pipe and only when fully covered by water. DEVlaqua™ 9T is only intended for being used for drinking water with max. temperature 23 °C.

*An EPD is a document used to communicate transparently, the quantified environmental impacts of a product over its life cycle stages.

Benefits:

- Frost protection inside water pipes
- Approved for drinking water
- GDV certificate
- Readymade with cold tail
- Wide range up to 417 m
- ¾" and 1" pipe fitting
- Power supply 230 & 400 V
- Safe and robust
- Long life-time

Standard compliance:

- IEC 60800:2009

Compliance symbols:



Type	Value
Nominal voltage	230 or 400 V~
Construction	Round, series resistive, twin conductor with 360° screen, with stainless steel fitting ¾" and 1" pipe fitting, one cold lead
Output:	
• Ready-made	9 W/m
• Special order, max	15 W/m
Max. water pressure	10 Bar
Max. water temperature	23 °C
Cable dimensions	Ø 7 mm
Deformation strength	600 N
Pulling strength	600 N
Conductor insulation	XLPE
Outer sheath	Light blue, MDPE
Screen	Alu-foil 100% coverage + 0,5 mm ² tinned copper drain wire
Cold lead	2,3 m, 3G 1,5mm ² , DTCL, UV-resistant
Min. installation temperature	-5 °C
Bending Ø, min.	5 cm
IP Class	IPX7
Max. torque for pipe fitting	30 Nm

Types: DEVlaqua™ 9T - 230 V

Item no.	Cable length	Output @ 230 V~	Resistance *	Cold lead	EAN no.
140F0000	3 m	25 W	2116,0 Ω	3 x 1,5 mm ²	5703466201534
140F0001	5 m	45 W	1175,0 Ω	3 x 1,5 mm ²	5703466201541
140F0002	7 m	65 W	812,0 Ω	3 x 1,5 mm ²	5703466201558
140F0003	10 m	90 W	587,8 Ω	3 x 1,5 mm ²	5703466201565
140F0004	12 m	110 W	480,0 Ω	3 x 1,5 mm ²	5703466201572
140F0005	15 m	135 W	391,5 Ω	3 x 1,5 mm ²	5703466201589
140F0006	20 m	180 W	293,9 Ω	3 x 1,5 mm ²	5703466201596
140F0007	25 m	225 W	235,1 Ω	3 x 1,5 mm ²	5703466201602
140F0008	30 m	270 W	195,0 Ω	3 x 1,5 mm ²	5703466201619
140F0009	35 m	315 W	167,9 Ω	3 x 1,5 mm ²	5703466201626
140F0010	40 m	360 W	146,8 Ω	3 x 1,5 mm ²	5703466201633

Types: DEVlaqua™ 9T - 230 V

Item no.	Cable length	Output @ 230 V~	Resistance *	Cold lead	EAN no.
140F0011	50 m	450 W	117,5 Ω	3 x 1,5 mm ²	5703466201640
140F0012	60 m	540 W	97,8 Ω	3 x 1,5 mm ²	5703466201657
140F0013	70 m	630 W	84,0 Ω	3 x 1,5 mm ²	5703466201664
140F0014	80 m	720 W	73,4 Ω	3 x 1,5 mm ²	5703466201671
140F0015	90 m	810 W	65,3 Ω	3 x 1,5 mm ²	5703466201688
140F0016	100 m	900 W	58,7 Ω	3 x 1,5 mm ²	5703466201695
140F0017	110 m	990 W	53,4 Ω	3 x 1,5 mm ²	5703466201701
140F0018	120 m	1080 W	49,0 Ω	3 x 1,5 mm ²	5703466201718
140F0019	130 m	1170 W	45,2 Ω	3 x 1,5 mm ²	5703466201725
140F0020	140 m	1260 W	42,0 Ω	3 x 1,5 mm ²	5703466201732
140F0021	150 m	1350 W	39,2 Ω	3 x 1,5 mm ²	5703466201749
140F0022	157 m	1405 W	37,7 Ω	3 x 1,5 mm ²	5703466249345
140F0023	167 m	1510 W	35,1 Ω	3 x 1,5 mm ²	5703466249352
140F0024	187 m	1695 W	31,2 Ω	3 x 1,5 mm ²	5703466249369
140F0025	210 m	1895 W	27,9 Ω	3 x 1,5 mm ²	5703466249376
140F0026	219 m	1965 W	26,9 Ω	3 x 1,5 mm ²	5703466249383
140F0027	240 m	2160 W	24,5 Ω	3 x 1,5 mm ²	5703466249390

*The ohmic resistance must be within -5 to +10 % of the value labeled

Types: DEVlaqua™ 9T - 400 V

Item no.	Cable length	Output @ 400 V~	Resistance *	Cold lead	EAN no.
140F0030	272 m	2450 W	65,3 Ω	3 x 1,5 mm ²	5703466249406
140F0031	290 m	2625 W	60,9 Ω	3 x 1,5 mm ²	5703466249413
140F0032	326 m	2940 W	54,4 Ω	3 x 1,5 mm ²	5703466249420
140F0033	366 m	3285 W	48,7 Ω	3 x 1,5 mm ²	5703466249437
140F0034	380 m	3425 W	46,7 Ω	3 x 1,5 mm ²	5703466249444
140F0035	417 m	3760 W	42,5 Ω	3 x 1,5 mm ²	5703466249451

*The ohmic resistance must be within -5 to +10 % of the value labeled

Types: DEVlaqua™ Special Order ¹⁾

Item no.	Output	Cable length	Resistance	EAN no.
140F9997	max 15 W/m	-	-	5703466212820

1) When making DEVlaqua™ Special Order, 3 points from the table below should be considered: 230 V or 400 V, W/m and Length.

Possible cable lengths for Special Order with output from 10 W/m to 15 W/m

230 V						400 V						Reference data for Special Order		
W/m						W/m								
10	11	12	13	14	15	10	11	12	13	14	15	Item. no.	Description	Ohm/m
Calculated length, m*						Calculated length, m*								
2,7	3	2,5	2	2,3	2	5	4,5	4,3	4,2	4	3,9	140F0000	DEVlaqua™ 9T, 230 V, 3 m	705
4,7	5	4,3	4	4	4	8	7,9	7,5	7,2	7	6,7	140F0001	DEVlaqua™ 9T, 230 V, 5 m	235
6,8	6	6,2	6	5,7	6	12	11,2	10,7	10,3	9,9	9,6	140F0002	DEVlaqua™ 9T, 230 V, 7 m	116
9,5	9	8,7	8	8	8	17	15,7	15,1	14,5	13,9	13,5	140F0003	DEVlaqua™ 9T, 230 V, 10 m	58,8
11,5	11	10,5	10	9,7	9	20	19,1	18,3	17,5	16,9	16,3	140F0004	DEVlaqua™ 9T, 230 V, 12 m	40
14,2	14	13	13	12	12	25	24	23	22	21	20	140F0005	DEVlaqua™ 9T, 230 V, 15 m	26,1
19	18	17,3	17	16	16	33	31	30	29	28	27	140F0006	DEVlaqua™ 9T, 230 V, 20 m	14,7
24	23	22	21	20	19	41	39	38	36	35	34	140F0007	DEVlaqua™ 9T, 230 V, 25 m	9,4
29	27	26	25	24	23	50	47	45	44	42	41	140F0008	DEVlaqua™ 9T, 230 V, 30 m	6,5
33	32	30	29	28	27	58	55	53	51	49	47	140F0009	DEVlaqua™ 9T, 230 V, 35 m	4,8
38	36	35	33	32	31	66	63	60	58	56	54	140F0010	DEVlaqua™ 9T, 230 V, 40 m	3,67
47	45	43	42	40	39	83	79	75	72	70	67	140F0011	DEVlaqua™ 9T, 230 V, 50 m	2,35
57	54	52	50	48	47	99	94	90	87	84	81	140F0012	DEVlaqua™ 9T, 230 V, 60 m	1,63
66	63	61	58	56	54	115	110	105	101	98	94	140F0013	DEVlaqua™ 9T, 230 V, 70 m	1,2
76	72	69	67	64	62	132	126	121	116	112	108	140F0014	DEVlaqua™ 9T, 230 V, 80 m	0,918
85	81	78	75	72	70	149	142	136	130	126	121	140F0015	DEVlaqua™ 9T, 230 V, 90 m	0,725
95	90	87	83	80	77	165	157	151	145	139	135	140F0016	DEVlaqua™ 9T, 230 V, 100 m	0,588
104	100	95	92	88	85	182	173	166	159	154	148	140F0017	DEVlaqua™ 9T, 230 V, 110 m	0,485
114	109	104	100	96	93	198	189	181	174	167	162	140F0018	DEVlaqua™ 9T, 230 V, 120 m	0,408
123	118	113	108	104	101	214	204	196	188	181	175	140F0019	DEVlaqua™ 9T, 230 V, 130 m	0,348
133	127	121	116	112	108	231	220	211	203	195	189	140F0020	DEVlaqua™ 9T, 230 V, 140 m	0,3
142	136	130	125	120	116	248	236	226	217	209	202	140F0021	DEVlaqua™ 9T, 230 V, 150 m	0,261
148	142	136	130	125	121	258	246	236	226	218	211	140F0022	DEVlaqua™ 9T, 230 V, 157 m	0,24
159	151	145	139	134	130	276	263	252	242	233	225	140F0023	DEVlaqua™ 9T, 230 V, 167 m	0,21
178	170	162	156	150	145	310	295	283	271	262	253	140F0024	DEVlaqua™ 9T, 230 V, 187 m	0,167
199	190	182	175	169	163	347	331	317	304	293	283	140F0025	DEVlaqua™ 9T, 230 V, 210 m	0,133
207	198	189	182	175	169	361	344	329	316	305	294	140F0026	DEVlaqua™ 9T, 230 V, 219 m	0,123
228	217	208	200	192	186	396	378	362	347	335	323	140F0027	DEVlaqua™ 9T, 230 V, 240 m	0,102

DEVIsafe™ 20T - 230V

DEVI  Make it easy,
by Danfoss make it DEVI

Make it easy,
make it DEVI

Product
is covered
by EPD*



stable). Its round profile and robust construction ensures a fast, simple and safe installation in multiple outdoor applications.

Heating cable must be used together with an appropriate thermostat to secure against overheating and reduce energy consumption.

DEVIsafe™ heating cables should not be in direct contact with bitumen roofs. The cold lead is an installation cable with solid conductors ensuring fast

installation with a clearly visible connection.

To ensure a long life-time, all cables are minutely inspected including tests for Ohmic resistance, high voltage and material controls to ensure the quality. This means that we are proud to supply our extended DEVIwarranty™.

*An EPD is a document used to communicate transparently, the quantified environmental impacts of a product over its life cycle stages.

DEVIsafe™ is an extremely high-quality, 360° fully screened twin conductor cable with a tough outer sheath (UV

Benefits:

- Fast and easy to install
- Multiple application options
- Safe and robust
- Long life-time
- Maximum protection
- UV stable

Standard compliance:

- IEC60800:2009

Compliance symbols:



Type	Value
Nominal voltage	230 V~
Construction	Twin conductor with 360° screen, one cold lead
Output	20 W/m
Max. permissible use temperature, powered	60 °C
Max. permissible use temperature, unpowered	90 °C
Cable dimensions	Ø 6,9 mm
Deformation strength	1500 N
Pulling strength	400 N
Conductor insulation	XLPE
Outer sheath	UV protected PVC
Screen	100% coverage; alu-foil; 0,5 mm ² tinned copper drain wire
Cold lead	2,3 m, DTCL, 3G (1,5 or 2,5) mm ²
Min. installation temperature	-5 °C
Bending Ø, min.	5 cm
IP Class	IPX7

Types: DEVIsafe™ 20T

Item no.	Cable length	Output @ 230V~	Resistance *	Cold lead	EAN no.
140F1287	170 m	3380 W	15,6 Ohm	3 x 2,5 mm ²	5703466224236
140F1288	194 m	3895 W	13,6 Ohm	3 x 2,5 mm ²	5703466224243

*The ohmic resistance must be within -5 to +10 % of the value labeled

Types: DEVIsafe™ 20T

Item no.	Cable length	Output @ 230V~	Resistance *	Cold lead	EAN no.
140F1273	6 m	125 W	430,1 Ohm	3 x 1,5 mm ²	5703466224090
140F1274	12 m	250 W	211,2 Ohm	3 x 1,5 mm ²	5703466224106
140F1275	17 m	335 W	158,2 Ohm	3 x 1,5 mm ²	5703466224113
140F1276	25 m	505 W	105,2 Ohm	3 x 1,5 mm ²	5703466224120
140F1277	33 m	675 W	79,2 Ohm	3 x 1,5 mm ²	5703466224137
140F1278	42 m	830 W	63,4 Ohm	3 x 1,5 mm ²	5703466224144
140F1279	50 m	1000 W	53,0 Ohm	3 x 1,5 mm ²	5703466224151
140F1280	60 m	1200 W	44,1 Ohm	3 x 1,5 mm ²	5703466224168
140F1281	68 m	1370 W	38,7 Ohm	3 x 1,5 mm ²	5703466224175
140F1199	76 m	1545 W	34,2 Ohm	3 x 1,5 mm ²	57034662242940
140F1282	85 m	1700 W	31,2 Ohm	3 x 1,5 mm ²	5703466224182
140F1283	101 m	2040 W	26,1 Ohm	3 x 2,5 mm ²	5703466224199
140F1284	118 m	2360 W	22,4 Ohm	3 x 2,5 mm ²	5703466224205
140F1285	135 m	2685 W	19,7 Ohm	3 x 2,5 mm ²	5703466224212
140F1286	152 m	3025 W	17,5 Ohm	3 x 2,5 mm ²	5703466224229

DEVIsnow™ 20T - 230 V & 400 V

DEVI  Make it easy,
by Danfoss make it DEVI

Make it easy,
make it DEVI



robust construction ensures a fast, simple and safe installation on roofs, in gutters, down drain pipes and on the ground. Heating cable must be used together with an appropriate thermostat to secure against overheating and reduce energy consumption. DEVIsnow™ heating cables should not be in direct contact with bitumen roofs. The cold lead has solid conductors ensuring fast installation with a clearly visible connection.

To ensure a long life-time, all cables are minutely inspected including tests for Ohmic resistance, high voltage and material controls to ensure the quality. This means that we are proud to supply our extended DEVIwarranty™. *An EPD is a document used to communicate transparently, the quantified environmental impacts of a product over its life cycle stages.

DEVIsnow™ is an extremely high-quality, 360° fully screened twin conductor cable with a tough outer sheath (UV stable) and cold lead 2,3 m long. Its round profile and

Benefits:

- Fast and easy to install
- Multiple outdoor applications
- Safe and robust
- Long life-time
- Maximum protection
- UV stable

Standard compliance:

- IEC60800:2009

Compliance symbols:



Type	Value
Nominal voltage	230 and 400 V~
Construction	Twin conductor with 360° screening, one cold lead
Output	20 W/m
Max. permissible use temperature, powered	70 °C
Max. permissible use temperature, unpowered	90 °C
Cable diameter	7 mm
Deformation strength	1500 N
Pulling strength	450 N
Conductor insulation	FEP
Outer sheath	UV protected PVC
Screen	0,5 mm ² Cu, 100% Alu-foil
Cold lead	2,3 m, DTCL, 3G (1,5 or 2,5) mm ²
Min. installation temperature	-5 °C
Bending Ø, min.	5 cm
IP Class	IPX7

Types: DEVIsnow™ 20T - 230 V

Item no.	Cable length	Output @ 230V~	Resistance *	Cold lead	EAN no.
83902110	170 m	3380 W	15,6 Ω	3 x 2,5 mm ²	5703466187555
83902111	195 m	3875 W	13,7 Ω	3 x 2,5 mm ²	5703466187562

*The ohmic resistance must be within -5 to +10 % of the value labeled

Types: DEVIsnow™ 20T - 400 V

Item no.	Cable length	Output @ 400V~	Resistance *	Cold lead	EAN no.
83902112	21 m	435 W	369,6 Ω	3 x 1,5 mm ²	5703466187579
83902113	30 m	570 W	280,8 Ω	3 x 1,5 mm ²	5703466187586
83902114	43 m	890 W	108,2 Ω	3 x 1,5 mm ²	5703466187593
83902115	58 m	1165 W	137,5 Ω	3 x 1,5 mm ²	5703466187609
83902116	72 m	1460 W	109,4 Ω	3 x 1,5 mm ²	5703466187616
83902117	87 m	1740 W	92,1 Ω	3 x 1,5 mm ²	5703466187623
83902118	105 m	2075 W	77,2 Ω	3 x 1,5 mm ²	5703466187630
83902119	135 m	2630 W	60,9 Ω	3 x 1,5 mm ²	5703466187647
83902120	150 m	2905 W	55,1 Ω	3 x 1,5 mm ²	5703466187654
83902121	170 m	3245 W	49,3 Ω	3 x 1,5 mm ²	5703466187661
83902122	205 m	4110 W	39,0 Ω	3 x 1,5 mm ²	5703466187678

*The ohmic resistance must be within -5 to +10 % of the value labeled

Types: DEVIsnow™ 20T - 230 V

Item no.	Cable length	Output @ 230V~	Resistance *	Cold lead	EAN no.
140F1116	6 m	125 W	423,2 Ω	3 x 1,5 mm ²	5703466211908
83902100	12 m	250 W	211,2 Ω	3 x 1,5 mm ²	5703466187456
140F1117	17 m	330 W	159,1 Ω	3 x 1,5 mm ²	5703466211915
83902101	25 m	505 W	104,8 Ω	3 x 1,5 mm ²	5703466187463
140F1118	33 m	675 W	78,2 Ω	3 x 1,5 mm ²	5703466211922
83902102	40 m	855 W	61,9 Ω	3 x 1,5 mm ²	5703466187470
83902103	50 m	1000 W	53,0 Ω	3 x 1,5 mm ²	5703466187487
83902104	60 m	1200 W	44,1 Ω	3 x 1,5 mm ²	5703466187494
83902105	70 m	1335 W	39,7 Ω	3 x 1,5 mm ²	5703466187500
83902106	85 m	1695 W	31,2 Ω	3 x 1,5 mm ²	5703466187517
83902107	100 m	2060 W	25,7 Ω	3 x 1,5 mm ²	5703466187524
140F1119	115 m	2120 W	21,9 Ω	3 x 1,5 mm ²	5703466211939
83902108	135 m	2685 W	19,7 Ω	3 x 1,5 mm ²	5703466187531
83902109	150 m	3065 W	17,3 Ω	3 x 2,5 mm ²	5703466187548

DEVIsnow™ 30T - 230 V & 400 V

DEVI  Make it easy,
by Danfoss make it DEVI

Make it easy,
make it DEVI



stable) and **cold lead 2,3 and 30 m long**. Its round profile and robust construction ensures a fast, simple and safe installation on roofs, in gutters, down drain pipes and on the ground.

Heating cable must be used together with an appropriate thermostat to secure against overheating and reduce energy consumption.

DEVIsnow™ heating cables should not be in direct contact with bitumen roofs. The cold lead has solid conductors

ensuring fast installation with a clearly visible connection.

To ensure a long life-time, all cables are minutely inspected including tests for Ohmic resistance, high voltage and material controls to ensure the quality. This means that we are proud to supply our extended DEVIwarranty™.

*An EPD is a document used to communicate transparently, the quantified environmental impacts of a product over its life cycle stages.

Type	Value
Nominal voltage	230 and 400 V~
Construction	Twin conductor with 360° screening, one cold lead
Output	30 W/m
Max. permissible use temperature, powered	60 °C
Max. permissible use temperature, unpowered	90 °C
Cable diameter	7 mm
Deformation strength	1500 N
Pulling strength	450 N
Conductor insulation	FEP
Outer sheath	UV protected PVC
Screen	0,5 mm ² Cu, 100% Alu-foil
Cold lead	2,3 m, 10 m or 30 m, DTCL, 3G (1,5 or 2,5)mm ²
Min. installation temperature	-5 °C
Bending Ø, min.	5 cm
IP Class	IPX7

DEVIsnow™ is an extremely high-quality, 360° fully screened twin conductor cable with a tough black PVC outer sheath (UV

Benefits:

- Fast and easy to install
- Multiple outdoor applications
- Safe and robust
- Long life-time
- Maximum protection
- UV stable

Standard compliance:

- IEC60800:2009

Compliance symbols:



Types: DEVIsnow™ 30T - 230V with cold lead 2,3 m

Item no.	Cable length	Output @ 230V~	Resistance *	Cold lead	EAN no.
89845995	5 m	150 W	352,7 Ω	3 x 1,5 mm ²	5703466187128
89846000	10 m	300 W	176,3 Ω	3 x 1,5 mm ²	5703466150115
89846002	14 m	400 W	132,0 Ω	3 x 1,5 mm ²	5703466150122
89846004	20 m	630 W	83,8 Ω	3 x 1,5 mm ²	5703466150139
89846006	27 m	830 W	63,8 Ω	3 x 1,5 mm ²	5703466150146
89846008	34 m	1020 W	51,8 Ω	3 x 1,5 mm ²	5703466150153
89846010	40 m	1250 W	42,4 Ω	3 x 1,5 mm ²	5703466150160
89846012	45 m	1350 W	39,2 Ω	3 x 1,5 mm ²	5703466150177
89846014	50 m	1440 W	36,8 Ω	3 x 1,5 mm ²	5703466150184
89846016	55 m	1700 W	31,2 Ω	3 x 1,5 mm ²	5703466150191
89846018	63 m	1860 W	28,4 Ω	3 x 1,5 mm ²	5703466150207
89846020	70 m	2060 W	25,7 Ω	3 x 1,5 mm ²	5703466150214
89846022	78 m	2340 W	22,3 Ω	3 x 1,5 mm ²	5703466150221
89846024	85 m	2420 W	21,8 Ω	3 x 1,5 mm ²	5703466150238
89846026	95 m	2930 W	18,1 Ω	3 x 1,5 mm ²	5703466150245

Types: DEVIsnow™ 30T - 230V with cold lead 2,3 m

Item no.	Cable length	Output @ 230V~	Resistance *	Cold lead	EAN no.
89846028	110 m	3295 W	16,1 Ω	3 x 2,5 mm ²	5703466150252
89846030	125 m	3680 W	14,4 Ω	3 x 2,5 mm ²	5703466150269
89846032	140 m	4105 W	12,9 Ω	3 x 2,5 mm ²	5703466150276

*The ohmic resistance must be within -5 to +10 % of the value labeled

Types: DEVIsnow™ 30T - 230V with cold lead 30 m

Item no.	Cable length	Output @ 230V~	Resistance *	Cold lead	EAN no.
140F0635	10 m	300 W	176,3 Ω	3 x 1,5 mm ²	5703466229392
140F0636	14 m	400 W	132,0 Ω	3 x 1,5 mm ²	5703466229408
140F0637	20 m	630 W	83,8 Ω	3 x 1,5 mm ²	5703466229415
140F0638	27 m	830 W	63,8 Ω	3 x 1,5 mm ²	5703466229422
140F0639	34 m	1020 W	51,8 Ω	3 x 1,5 mm ²	5703466229439
140F0640	40 m	1250 W	42,4 Ω	3 x 1,5 mm ²	5703466229446
140F0641	45 m	1350 W	39,2 Ω	3 x 1,5 mm ²	5703466229453
140F0642	50 m	1440 W	36,8 Ω	3 x 1,5 mm ²	5703466229460
140F0643	55 m	1700 W	31,2 Ω	3 x 1,5 mm ²	5703466229477
140F0644	63 m	1860 W	28,4 Ω	3 x 1,5 mm ²	5703466229484
140F0645	70 m	2060 W	25,7 Ω	3 x 1,5 mm ²	5703466229491
140F0646	78 m	2340 W	22,3 Ω	3 x 1,5 mm ²	5703466229507
140F0647	85 m	2420 W	21,8 Ω	3 x 1,5 mm ²	5703466229514
140F0648	95 m	2930 W	18,1 Ω	3 x 1,5 mm ²	5703466229521
140F0649	110 m	3295 W	16,1 Ω	3 x 2,5 mm ²	5703466229538
140F0650	125 m	3680 W	14,4 Ω	3 x 2,5 mm ²	5703466229545
140F0651	140 m	4105 W	12,9 Ω	3 x 2,5 mm ²	5703466229552

*The ohmic resistance must be within -5 to +10 % of the value labeled

Types: DEVIsnow™ 30T - 400 V with cold lead 10 m

Item no.	Cable length	Output @ 400V~	Resistance *	Cold lead	EAN no.
89845996	8,5 m	265 W	599,3 Ω	3 x 1,5 mm ²	5703466187241
89846050	17,5 m	520 W	307,7 Ω	3 x 1,5 mm ²	5703466163092
89846053	35,0 m	1090 W	146,7 Ω	3 x 1,5 mm ²	5703466163108
89846056	71,0 m	2130 W	75,2 Ω	3 x 1,5 mm ²	5703466163115
89846060	110,0 m	3225 W	49,6 Ω	3 x 1,5 mm ²	5703466163122
89846062	145,0 m	4295 W	37,3 Ω	3 x 1,5 mm ²	5703466164648
89846063	170,0 m	4955 W	32,3 Ω	3 x 2,5 mm ²	5703466164655
89846065	190,0 m	5770 W	27,7 Ω	3 x 2,5 mm ²	5703466163139
89846067	215,0 m	6470 W	24,7 Ω	3 x 2,5 mm ²	5703466164662

*The ohmic resistance must be within -5 to +10 % of the value labeled

Types: DEVIsnow™ 30T - 400 V with cold lead 30 m

Item no.	Cable length	Output @ 400V~	Resistance *	Cold lead	EAN no.
140F0652	17,5 m	520 W	307,7 Ω	3 x 1,5 mm ²	5703466163092
140F0653	35,0 m	1090 W	146,7 Ω	3 x 1,5 mm ²	5703466163108
140F0654	71,0 m	2130 W	75,2 Ω	3 x 1,5 mm ²	5703466163115
140F0655	110,0 m	3225 W	49,6 Ω	3 x 1,5 mm ²	5703466163122
140F0656	145,0 m	4295 W	37,3 Ω	3 x 1,5 mm ²	5703466164648
140F0657	170,0 m	4955 W	32,3 Ω	3 x 2,5 mm ²	5703466164655
140F0658	190,0 m	5770 W	27,7 Ω	3 x 2,5 mm ²	5703466163139
140F0659	215,0 m	6470 W	24,7 Ω	3 x 2,5 mm ²	5703466164662

*The ohmic resistance must be within -5 to +10 % of the value labeled

DEVIsnow™ 300T - 230 V & 400 V

DEVI  Make it easy,
by Danfoss make it DEVI

Make it easy,
make it DEVI



ensures a fast, simple and safe installation on the ground.

Heating mat must be used together with an appropriate thermostat to secure against overheating and reduce energy consumption.

DEVIsnow™ heating mats should not be in direct contact with bitumen roofs.

The cold lead has solid conductors ensuring fast installation with a clearly visible connection.

To ensure a long life-time, all cables

are minutely inspected including tests for Ohmic resistance, high voltage and material controls to ensure the quality. This means that we are proud to supply our extended DEVIwarranty™.

Note. DEVIsnow™ heating mat is not approved for installation on roof because the fixing tape is not UV-stable.

***An EPD** is a document used to communicate transparently the quantified environmental impacts of a product over its life cycle stages.

Type	Value
Nominal voltage	230 and 400 V~
Construction	Round, twin conductor with 360° screening, one cold lead
Output	300 W/m ²
Max. permissible use temperature, powered	60 °C
Max. permissible use temperature, unpowered	90 °C
Cable thickness	7 mm
Deformation strength	1500 N
Pulling strength	450 N
Conductor insulation	FEP
Outer sheath	PVC
Screen	100% coverage; alu-foil; 0,5 mm ² tinned copper drain wire
Cold lead	10 m or 30 m DTCL, 3G (1,5 or 2,5)mm ²
Min. installation temperature	-5 °C
Bending Ø, min.	5 cm
IP Class	IPX7

DEVIsnow™ is an extremely high-quality, 360° fully screened twin conductor heating mat with a tough outer sheath (UV stable). Its round profile and robust construction

Benefits:

- Fast and easy to install
- Multiple outdoor applications
- Safe and robust
- Long life-time
- Maximum protection
- UV stable

Standard compliance:

- IEC60800:2009

Compliance symbols:



Types: set DEVIsnow™ 300T - 230 V with cold lead 10 m

Item no.	Heated area	Dimensions (W x L)	Output @ 230V~	Resistance *	Cold lead	EAN no.
83902030	1,0 m ²	0,5 x 2,0 m	290 W	183,7 Ω	3 x 1,5 mm ²	5703466187258
83902031	2,0 m ²	0,5 x 4,0 m	615 W	86,2 Ω	3 x 1,5 mm ²	5703466187265
83902032	4,0 m ²	0,5 x 8,0 m	1225 W	43,0 Ω	3 x 1,5 mm ²	5703466187272
83902033	4,9 m ²	0,5 x 9,8 m	1440 W	38,0 Ω	3 x 1,5 mm ²	5703466187289
83902034	6,1 m ²	0,5 x 12,2 m	1850 W	28,0 Ω	3 x 1,5 mm ²	5703466187296
83902035	7,0 m ²	0,5 x 14,0 m	2020 W	26,0 Ω	3 x 1,5 mm ²	5703466187302
83902036	8,0 m ²	0,5 x 16,0 m	2530 W	21,0 Ω	3 x 1,5 mm ²	5703466187319
83902037	11,0 m ²	0,5 x 22,0 m	3240 W	16,0 Ω	3 x 2,5 mm ²	5703466187326
83902038	12,0 m ²	0,5 x 24,0 m	3770 W	14,0 Ω	3 x 2,5 mm ²	5703466187333
83902039	1,4 m ²	0,75 x 1,8 m	410 W	129,2 Ω	3 x 1,5 mm ²	5703466187340
83902040	2,0 m ²	0,75 x 2,6 m	640 W	83,0 Ω	3 x 1,5 mm ²	5703466187357
83902041	4,1 m ²	0,75 x 5,4 m	1225 W	43,2 Ω	3 x 1,5 mm ²	5703466187364
83902042	5,0 m ²	0,75 x 6,5 m	1440 W	36,7 Ω	3 x 1,5 mm ²	5703466187371
83902043	6,9 m ²	0,75 x 9,2 m	2080 W	25 Ω	3 x 1,5 mm ²	5703466187388
83902044	8,0 m ²	0,75 x 10,6 m	2285 W	23 Ω	3 x 1,5 mm ²	5703466187395

Types: set DEVIsnow™ 300T - 230 V with cold lead 10 m

Item no.	Heated area	Dimensions (W x L)	Output @ 230V~	Resistance *	Cold lead	EAN no.
83902045	11 m ²	0,75 x 14,6 m	3300 W	16,0 Ω	3 x 2,5 mm ²	5703466187401
83902046	12,0 m ²	0,75 x 16,0 m	3770 W	14,0 Ω	3 x 2,5 mm ²	5703466187418
83902047	3,0 m ²	1,00 x 2,7 m	800W	66,1 Ω	3 x 1,5 mm ²	5703466187425
83902048	6,2 m ²	1,00 x 6,2 m	1910 W	28,0 Ω	3 x 1,5 mm ²	5703466187432
83902049	12,0 m ²	1,00 x 12,0 m	3770 W	14,0 Ω	3 x 2,5 mm ²	5703466187449

*The ohmic resistance must be within -5 to +10 % of the value labeled

Types: DEVIsnow™ 300T - 400 V with cold lead 10 m

Item no.	Heated area	Dimensions (W x L)	Output @ 400V~	Resistance *	Cold lead	EAN no.
83902020	1,70 m ²	0,5 x 3,4 m	525 W	306,2 Ω	3 x 1,5 mm ²	5703466157657
83902023	3,50 m ²	0,5 x 7,0 m	1080 W	147,9 Ω	3 x 1,5 mm ²	5703466157664
83902026	5,90 m ²	0,5 x 11,8 m	1775 W	90,1 Ω	3 x 1,5 mm ²	5703466157671
83902029	7,90 m ²	0,5 x 15,8 m	2315 W	69,1 Ω	3 x 1,5 mm ²	5703466157688
83902050	2,40 m ²	0,75 x 3,2 m	700 W	228,4 Ω	3 x 1,5 mm ²	5703466157695
83902053	3,60 m ²	0,75 x 4,8 m	1050 W	152,1 Ω	3 x 1,5 mm ²	5703466157701
83902056	6,00 m ²	0,75 x 8,0 m	1745 W	91,7 Ω	3 x 1,5 mm ²	5703466157718
83902059	8,25 m ²	0,75 x 11,0 m	2630 W	60,9 Ω	3 x 1,5 mm ²	5703466157725
83902062	9,75 m ²	0,75 x 13,0 m	2890 W	55,5 Ω	3 x 1,5 mm ²	5703466157732
83902065	12,00 m ²	0,75 x 16,0 m	3620 W	44,2 Ω	3 x 1,5 mm ²	5703466157749
83902068	14,55 m ²	0,75 x 19,4 m	4260 W	37,6 Ω	3 x 1,5 mm ²	5703466157756
83902071	19,05 m ²	0,75 x 25,4 m	5740 W	27,9 Ω	3 x 2,5 mm ²	5703466157763
83902073	21,15 m ²	0,75 x 28,2 m	6560 W	24,4 Ω	3 x 2,5 mm ²	5703466161432
83902080	6,0 m ²	1,00 x 6,0 m	1745 W	91,7 Ω	3 x 1,5 mm ²	5703466157770
83902083	12,0 m ²	1,00 x 12,0 m	3625 W	44,2 Ω	3 x 1,5 mm ²	5703466157787
83902086	14,8 m ²	1,00 x 14,6 m	4260 W	37,6 Ω	3 x 1,5 mm ²	5703466157794
83902089	19,0 m ²	1,00 x 19,0 m	5750 W	27,8 Ω	3 x 2,5 mm ²	5703466157800

*The ohmic resistance must be within -5 to +10 % of the value labeled

Types: DEVIsnow™ 300T - 400 V with cold lead 30 m

Item no.	Heated area	Dimensions (W x L)	Output @ 400V~	Resistance *	Cold lead	EAN no.
140F0618	1,70 m ²	0,5 x 3,4 m	520 W	306,2 Ω	3 x 1,5 mm ²	5703466229224
140F0619	3,50 m ²	0,5 x 7,0 m	1080 W	147,9 Ω	3 x 1,5 mm ²	5703466229231
140F0620	5,90 m ²	0,5 x 11,8 m	1775 W	90,1 Ω	3 x 1,5 mm ²	5703466229248
140F0621	7,90 m ²	0,5 x 15,8 m	2315 W	69,1 Ω	3 x 1,5 mm ²	5703466229255
140F0622	2,40 m ²	0,75 x 3,2 m	700 W	228,4 Ω	3 x 1,5 mm ²	5703466229262
140F0623	3,60 m ²	0,75 x 4,8 m	1050 W	152,1 Ω	3 x 1,5 mm ²	5703466229279
140F0624	6,00 m ²	0,75 x 8,0 m	1745 W	91,7 Ω	3 x 1,5 mm ²	5703466229286
140F0625	8,25 m ²	0,75 x 11,0 m	2630 W	60,9 Ω	3 x 1,5 mm ²	5703466229293
140F0626	9,75 m ²	0,75 x 13,0 m	2890 W	55,5 Ω	3 x 1,5 mm ²	5703466229309
140F0627	12,00 m ²	0,75 x 16,0 m	3625 W	44,2 Ω	3 x 1,5 mm ²	5703466229316
140F0628	14,55 m ²	0,75 x 19,4 m	4260 W	37,6 Ω	3 x 1,5 mm ²	5703466229323
140F0629	19,05 m ²	0,75 x 25,4 m	5750 W	27,9 Ω	3 x 2,5 mm ²	5703466229330
140F0630	21,15 m ²	0,75 x 28,2 m	6570 W	24,4 Ω	3 x 2,5 mm ²	5703466229347
140F0631	6,0 m ²	1,00 x 6,0 m	1745 W	91,7 Ω	3 x 1,5 mm ²	5703466229354
140F0632	12,0 m ²	1,00 x 12,0 m	3625 W	44,2 Ω	3 x 1,5 mm ²	5703466229361
140F0633	14,8 m ²	1,00 x 14,6 m	4260 W	37,6 Ω	3 x 1,5 mm ²	5703466229378
140F0634	19,0 m ²	1,00 x 19,0 m	5750 W	27,8 Ω	3 x 2,5 mm ²	5703466229385

*The ohmic resistance must be within -5 to +10 % of the value labeled

DEVIsnow™ Drum Goods

DEVI 
by Danfoss

Make it easy,
make it DEVI



DEVIsnow™ heating cable on drum is an extremely high-quality, 360° fully screened

twin conductor cable with a tough black PVC outer sheath (UV stable). Its round profile and robust construction ensures a fast, simple and safe installation on roofs, in gutters, down drain pipes and on the ground.

Heating cable must be used together with an appropriate thermostat to secure against overheating and reduce energy consumption.

DEVIsnow™ heating cables should not be

in direct contact with bitumen roofs.

To ensure a long life-time, all cables are minutely inspected including tests for Ohmic resistance, high voltage and material controls to ensure the quality. This means that we are proud to supply our extended DEVIwarranty™.

DEVIsnow™ can be customized for the specific project, depending on voltage, required output, length of heating cable and length of cold leads.

⚠ Note: It is the full responsibility of the installer/designer to use proper cold lead dimensioned for the purpose and assembly sets that establish sufficient mechanical strength, flammability resistance and water tightness - and to design the heating unit with correct output for the specific application to avoid overheating of the cable or building materials.

Benefits:

- Fast and easy to install
- Multiple outdoor applications
- Safe and robust
- Long life-time
- Maximum protection
- UV stable

Standard compliance:

- IEC60800:2009

Compliance symbols:



Type	Value
Nominal voltage, max	Uo/U = 300/500 V~
Construction	Twin conductor with 360° screening
Output, max	30 W/m
Max. permissible use temperature, powered	60 °C
Max. permissible use temperature, unpowered	90 °C
Cable diameter	7 mm
Deformation strength	1500 N
Pulling strength	450 N
Conductor insulation	FEP
Outer sheath	UV protected PVC
Screen	0,5 mm ² Cu, 100% Alu-foil
Min. installation temperature	-5 °C
Bending Ø, min.	5 cm
IP Class	IPX7

Types: DEVIsnow™ Drum Goods

Item no.	Resistance	EAN no.
84805400	9,36 Ω/m	5703466146248
84805403	4,19 Ω/m	5703466146255
84805406	2,368 Ω/m	5703466146262
84805409	1,519 Ω/m	5703466146279
84805412	1,057 Ω/m	5703466146286
84805415	0,735 Ω/m	5703466146293
84805418	0,567 Ω/m	5703466146309
84805421	0,451 Ω/m	5703466146316
84805424	0,367 Ω/m	5703466146323
84805427	0,257 Ω/m	5703466146330
84805430	0,19 Ω/m	5703466146347
84805433	0,146 Ω/m	5703466146354
84805436	0,115 Ω/m	5703466146361
84805439	0,092 Ω/m	5703466146378
84805442	0,07 Ω/m	5703466146385
84805445	0,055 Ω/m	5703466146392

Accessories

Item no.	Name	Description	EAN no.
18055350	Connection/Repair kit for Flex, Safe, Snow cables	Connection kit for twin-conductor heating cable	5703466003381

*Max. length on a drum is 2000 m

DEViasphalt™ 30T

Product
is covered
by **EPD***



DEViasphalt™ is an extremely high-quality, 360° fully screened twin conductor cable

with a very robust outer sheath (UV stable), designed especially for embedding in mastic or asphalt concrete (road asphalt). Heating cable must be used together with an appropriate thermostat to secure against overheating and reduce energy consumption.

The cold lead has solid conductors ensuring fast installation with a clearly visible connection.

To ensure a long life-time, all cables are minutely inspected including tests for Ohmic resistance, high voltage and material controls to ensure the quality. This means that we are proud to supply our extended DEVIwarranty™.

*An EPD is a document used to communicate transparently, the quantified environmental impacts of a product over its life cycle stages.

Benefits:

- Fast and easy to install
- Asphalt applications
- Very robust
- Long life-time
- Maximum protection
- UV stable
- PVC free

Standard compliance:

- IEC60800:2009

Compliance symbols:



Type	Value
Nominal voltage	400 V~
Construction	Twin conductor with 360° screening, one cold lead
Output	30 W/m
Max. permissible use temperature, powered	60 °C
Max. permissible use temperature, unpowered	90 °C
Max. short term temperature (up to 15 minutes)	240 °C
Cable thickness	7 mm
Deformation strength	>1500 N
Pulling strength	>300 N
Conductor insulation	FEP
Outer sheath	XLPO
Screen	1 mm ² tinned Cu + aluminium foil
Cold lead	10 m DTWK 2 x 2,5 mm ² with screen
Min. installation temperature	-5 °C
Bending Ø, min.	5 cm
IP Class	IPX7

Types: DEViasphalt™ 30T

Item no.	Cable length	Output @ 400V~	Resistance *	Cold lead	EAN no.
83900200	8,5 m	265 W	599,3 Ω	2 x 2,5 mm ²	5703466192856
83900201	17,5 m	520 W	307,7 Ω	2 x 2,5 mm ²	5703466192863
83900202	35,0 m	1090 W	146,7 Ω	2 x 2,5 mm ²	5703466192870
83900203	71,0 m	2130 W	75,2 Ω	2 x 2,5 mm ²	5703466192887
83900204	110,0 m	3225 W	49,1 Ω	2 x 2,5 mm ²	5703466192894
83900205	145,0 m	4295 W	37,3 Ω	2 x 2,5 mm ²	5703466192900
83900206	170,0 m	4955 W	32,3 Ω	2 x 2,5 mm ²	5703466192917
83900207	190,0 m	5770 W	27,7 Ω	2 x 2,5 mm ²	5703466192924
83900208	215,0 m	6470 W	24,7 Ω	2 x 2,5 mm ²	5703466192931

*The ohmic resistance must be within -5 to +10 % of the value labeled

DEViasphalt™ 300T - 230 V & 400 V

DEVI  Make it easy,
by Danfoss make it DEVI

Make it easy,
make it DEVI

Product
is covered
by EPD



mat with a very robust outer sheath (UV stable), designed especially for embedding in mastic or asphalt concrete (road asphalt). Heating mat must be used together with an appropriate thermostat to secure against overheating and reduce energy consumption. The cold lead has solid conductors ensuring fast installation with a clearly visible connection.

To ensure a long life-time, all cables are minutely inspected including tests for Ohmic resistance, high voltage and material controls to ensure the quality. This means that we are proud to supply our extended DEVIwarranty™. *An EPD is a document used to communicate transparently, the quantified environmental impacts of a product over its life cycle stages.

DEViasphalt™ is an extremely high-quality, 360° fully screened twin conductor heating

Benefits:

- Fast and easy to install
- Asphalt applications
- Very robust
- Long life-time
- Maximum protection
- UV stable
- PVC free

Standard compliance:

- IEC60800:2009

Compliance symbols:



Type	Value
Nominal voltage	230 and 400 V~
Construction	Twin conductor with 360° screening, one cold lead
Output	300 W/m ²
Max. permissible use temperature, powered	60°C
Max. permissible use temperature, unpowered	90°C
Max. short term installation temperature (up to 15 minutes)	240°C
Cable thickness	7 mm
Deformation strength	>1500 N
Pulling strength	> 300 N
Conductor insulation	FEP
Outer sheath	XLPO
Screen	1 mm ² tinned Cu + aluminium foil
Cold lead	10 m or 30 m, DTWK 2 x 2,5 mm ² with screen
Min. installation temperature	-5°C
Bending Ø, min.	5 cm
IP Class	IPX7

Types: DEViasphalt™ 300T - 230 V with cold lead 10 m

Item no.	Heated area	Dimensions (W x L)	Output @ 230V~	Resistance *	Cold lead	EAN no.
140F0660	1.0 m ²	0.5 x 2.0 m	290 W	181,3 Ω	2 x 2,5 mm ²	5703466233184
140F0661	2.0 m ²	0.5 x 4.0 m	620 W	85,1 Ω	2 x 2,5 mm ²	5703466233191
140F0662	4.1 m ²	0.5 x 8.2 m	1210 W	43,8 Ω	2 x 2,5 mm ²	5703466233207
140F0663	4.9 m ²	0.5 x 9.8 m	1460 W	36,2 Ω	2 x 2,5 mm ²	5703466233214
140F0664	6.2 m ²	0.5 x 12.4 m	1885 W	28,1 Ω	2 x 2,5 mm ²	5703466233221
140F0665	6.9 m ²	0.5 x 13.8 m	2080 W	25,4 Ω	2 x 2,5 mm ²	5703466233238
140F0666	8.3 m ²	0.5 x 16.6 m	2470 W	21,4 Ω	2 x 2,5 mm ²	5703466233245
140F0667	11.0 m ²	0.5 x 22.0 m	3285 W	16,1 Ω	2 x 2,5 mm ²	5703466233252
140F0668	12.4 m ²	0.5 x 24.8 m	3700 W	14,3 Ω	2 x 2,5 mm ²	5703466233269

*The ohmic resistance must be within -5 to +10 % of the value labeled

Types: DEViasphalt™ 300T - 400 V with cold lead 10 m

Item no.	Heated area	Dimensions (W x L)	Output @ 400V~	Resistance *	Cold lead	EAN no.
83900162	1,70 m ²	0,5 x 3,4 m	525 W	306,2 Ω	2 x 2,5 mm ²	5703466192689
83900163	3,50 m ²	0,5 x 7,0 m	1080 W	147,9 Ω	2 x 2,5 mm ²	5703466192696
83900164	5,90 m ²	0,5 x 11,8 m	1775 W	90,1 Ω	2 x 2,5 mm ²	5703466192702
83900165	7,90 m ²	0,5 x 15,8 m	2315 W	69,1 Ω	2 x 2,5 mm ²	5703466192719
83900166	2,40 m ²	0,75 x 3,2 m	700 W	228,4 Ω	2 x 2,5 mm ²	5703466192726
83900167	3,60 m ²	0,75 x 4,8 m	1050 W	152,2 Ω	2 x 2,5 mm ²	5703466192733
83900168	6,00 m ²	0,75 x 8,0 m	1750 W	91,5 Ω	2 x 2,5 mm ²	5703466192740
83900169	8,25 m ²	0,75 x 11,0 m	2630 W	60,9 Ω	2 x 2,5 mm ²	5703466192757
83900170	9,75 m ²	0,75 x 13,0 m	2890 W	55,5 Ω	2 x 2,5 mm ²	5703466192764
83900171	12,00 m ²	0,75 x 16,0 m	3625 W	44,2 Ω	2 x 2,5 mm ²	5703466192771
83900172	14,55 m ²	0,75 x 19,4 m	4270 W	37,5 Ω	2 x 2,5 mm ²	5703466192788
83900173	19,05 m ²	0,75 x 25,4 m	5740 W	27,9 Ω	2 x 2,5 mm ²	5703466192795
83900174	21,15 m ²	0,75 x 28,2 m	6560 W	24,4 Ω	2 x 2,5 mm ²	5703466192801
83900175	6,00 m ²	1,00 x 6,0 m	1745 W	91,7 Ω	2 x 2,5 mm ²	5703466192818
83900176	12,00 m ²	1,00 x 12,0 m	3625 W	44,2 Ω	2 x 2,5 mm ²	5703466192825
83900177	14,80 m ²	1,00 x 14,8 m	4200 W	38,1 Ω	2 x 2,5 mm ²	5703466192832
83900178	19,00 m ²	1,00 x 19,0 m	5760 W	27,8 Ω	2 x 2,5 mm ²	5703466192849

*The ohmic resistance must be within -5 to +10 % of the value labeled

Types: DEViasphalt™ 300T - 400 V with cold lead 30 m

Item no.	Heated area	Dimensions (W x L)	Output @ 400V~	Resistance *	Cold lead	EAN no.
140F0601	1,70 m ²	0,5 x 3,4 m	520 W	306,2 Ω	2 x 2,5 mm ²	5703466229057
140F0602	3,50 m ²	0,5 x 7,0 m	1080 W	147,9 Ω	2 x 2,5 mm ²	5703466229064
140F0603	5,90 m ²	0,5 x 11,8 m	1775 W	90,1 Ω	2 x 2,5 mm ²	5703466229071
140F0604	7,90 m ²	0,5 x 15,8 m	2315 W	69,1 Ω	2 x 2,5 mm ²	5703466229088
140F0605	2,40 m ²	0,75 x 3,2 m	700 W	228,4 Ω	2 x 2,5 mm ²	5703466229095
140F0606	3,60 m ²	0,75 x 4,8 m	1050 W	152,1 Ω	2 x 2,5 mm ²	5703466229101
140F0607	6,00 m ²	0,75 x 8,0 m	1750 W	91,5 Ω	2 x 2,5 mm ²	5703466229118
140F0608	8,25 m ²	0,75 x 11,0 m	2630 W	60,9 Ω	2 x 2,5 mm ²	5703466229125
140F0609	9,75 m ²	0,75 x 13,0 m	2890 W	55,5 Ω	2 x 2,5 mm ²	5703466229132
140F0610	12,00 m ²	0,75 x 16,0 m	3625 W	44,2 Ω	2 x 2,5 mm ²	5703466229149
140F0611	14,55 m ²	0,75 x 19,4 m	4270 W	37,5 Ω	2 x 2,5 mm ²	5703466229156
140F0612	19,05 m ²	0,75 x 25,4 m	5740 W	27,9 Ω	2 x 2,5 mm ²	5703466229163
140F0613	21,15 m ²	0,75 x 28,2 m	6560 W	24,4 Ω	2 x 2,5 mm ²	5703466229170
140F0614	6,00 m ²	1,00 x 6,0 m	1745 W	91,7 Ω	2 x 2,5 mm ²	5703466229187
140F0615	12,00 m ²	1,00 x 12,0 m	3625 W	44,2 Ω	2 x 2,5 mm ²	5703466229194
140F0616	14,80 m ²	1,00 x 14,8 m	4200 W	38,1 Ω	2 x 2,5 mm ²	5703466229200
140F0617	19,00 m ²	1,00 x 19,0 m	5760 W	27,8 Ω	2 x 2,5 mm ²	5703466229217

*The ohmic resistance must be within -5 to +10 % of the value labeled

Accessories

Item no.	Type	EAN no.
18055355	DEVicrimp repair kit 2-cond. DEViasphalt	5703466229057

DEVipeguard™ (B) 10/25/33



Make it easy,
make it DEVI



The DEVipeguard™ is a self-limiting heating cable that is mainly used for

frost protection of pipes. The self-limiting capability of the cable ensures that the output of the cable increase or decrease according to ambient temperature. The cable will maintain its functionality even when shortened. The outer sheath is highly resistant to harsh environmental conditions and corrosion and it also serves as a protection against mechanical influences. All self-

limiting heating cables must be over-temperature protected by a thermostat, as the output will decrease, but never be zero. The cables are not approved for use in drinking water. *An EPD is a document used to communicate transparently, the quantified environmental impacts of a product over its life cycle stages.

Benefits:

- Cut to length on site
- PVC free

Standard compliance:

- DIN VDE 0254: 1994-06

Compliance symbols:

Type	Value
Nominal voltage	230 V AC
Nominal output (min-max): DEVipeguard™ 10 DEVipeguard™ 25 DEVipeguard™ 33	10 W/m @ 10 °C (10-15 W/m @ 10 °C) 25 W/m @ 10 °C (25-32,5 W/m @ 10 °C) 33 W/m @ 10 °C (30-39 W/m @ 10 °C)
Maximum permissible use temperature	65 °C, powered 85 °C, unpowered (1000 hours cumulative)
Minimum installation temperature	-5 °C
Cable dimensions	11,8 mm x 5,8 mm (+/- 0,4 mm)
Outer sheath: DEVipeguard™ 10 DEVipeguard™ 25 DEVipeguard™ 33	Blue, TPE Red, TPE Brown, TPE
Screen	Tinned copper braid, 1,25 mm ²
Minimum braid coverage	70%
Maximum resistance protective braid	18,2 Ω/Km
Bending Ø, min.	50 mm (Ø to the inside of the cable)
IP Class	IPX7



Types: DEVipeguard™ 10

Item no.	Length	Min-max length per drum	Number of length allowed on drum, max	Nominal output @ 10 °C	EAN no.
98300708	Drum, 100 m	100 m	1	10 W/m	5703466177174
98300700	Drum, 300 m	300 m	1	10 W/m	5703435005552
98300707	Drum, 800 m	800 m	1	10 W/m	5703466096598
140F8504	Cut-to-length	1 - 800 m	1, max. 800 m	10 W/m	5703466193358

Types: DEVipeguard™ 25

Item no.	Length	Min-max length per drum	Number of length allowed on drum, max	Nominal output @ 10 °C	EAN no.
98300761	Drum, 100 m	100 m	1	25 W/m	5703466177181
98300759	Drum, 300 m	300 m	1	25 W/m	5703435005569
140F8503	Drum, 800 m	800 m	1	25 W/m	5703466096604
140F8505	Cut-to-length	1 - 800 m	1, max. 800 m	25 W/m	5703466193365

Types: DEVipeguard™ 33

Item no.	Length	Min-max length per drum	Number of length allowed on drum, max	Nominal output @ 10 °C	EAN no.
98300764	305 m, drum	305 m	1	33 W/m	5703466196120
140F8506	Cut-to-length	1 - 305 m	1, max. 305 m	33 W/m	5703466193341

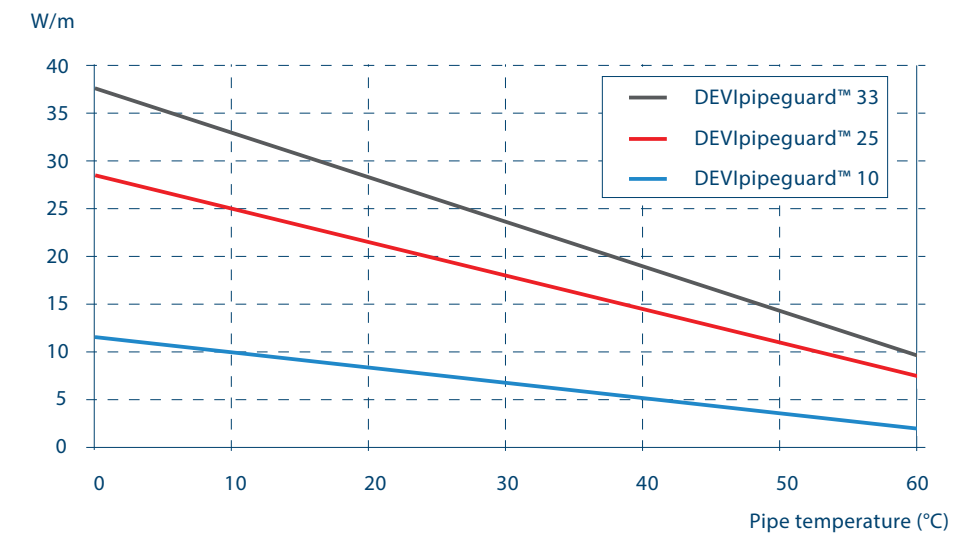
RCD of 30 mA is required, max. 500 m of self-limiting heating cable per RCD.

Maximum heating circuit length on a pipe, with circuit breaker with C-characteristic

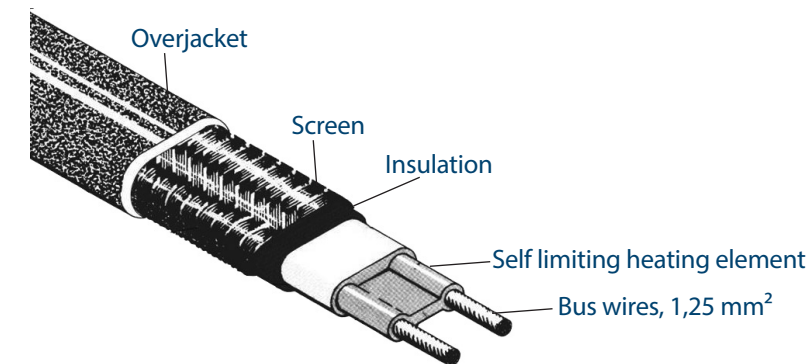
Switch on temperature	Power W/m	DEVipeguard™ 10					Power W/m	DEVipeguard™ 25					Power W/m	DEVipeguard™ 33				
		10 A	16 A	20 A	25 A	32 A		10 A	16 A	20 A	25 A	32 A		10 A	16 A	20 A	25 A	32 A
30 °C	7	198	202	202	202	202	17,9	80	128	128	128	128	24,5	50	81	97	97	97
20 °C	8	167	202	202	202	202	21,5	69	110	128	128	128	28,7	43	69	86	97	97
10 °C	10	144	202	202	202	202	25	60	96	120	128	128	33	38	61	76	95	97
0 °C	12	126	202	202	202	202	28,5	53	86	107	128	128	37,3	34	54	67	84	97
-10 °C	13	113	180	202	202	202	32,1	48	77	96	120	128	41,5	30	49	61	76	97
-20 °C	15	102	163	202	202	202	35,6	44	70	87	109	128	45,8	28	44	55	69	88
-30 °C	17	93	148	185	202	202	39,1	40	64	80	100	128	50,1	25	41	51	63	81

Power output characteristic

Output of heating cable installed and measured on a pipe.



Construction



- Nickel plated copper bus wires
- Radiation Cross-Linked Semiconductive Heating Matrix
- Radiation Cross-Linked Primary Dielectric Insulation
- Tinned copper braid
- Polyolefin over jacket

DEVIconnecto



Make it easy,
make it DEVI



The DEVIconnecto programme gives you different solutions for easy and safe connection of DEVI self-limiting heating cables - DEVIceguard™ (B),

DEVIpipelineguard™ (B), DEVIHottwatt™ (B). Using DEVIconnecto to wire up a heating circuit is fast, requiring only a knife and a diagonal cutter.

Benefits:

- Cost savings by reduced assembly time
- Great reliability of assembly simplicity
- Safe electrical contacting by precise clamp cutting technology



Type	Value
Nominal voltage, max.	250 V~
Max. current	16 A
Ambient temperature	-25 °C to +65°C (heating cables are powered) -25 °C to +85°C (heating cables are unpowered)
IP class	IP 66

Types

Item no.	Product name	Description	EAN no.
19808360	DEVIconnecto B-A	Connection power supply	5703466103067
19808361	DEVIconnecto B-C	Heating cable connection	5703466103074
19808362	DEVIconnecto B-E	End termination	5703466103081
19808363	DEVIconnecto B-S	Connection and end termination	5703466103098
19808364	DEVIconnecto B-T	Y-junction + end termination	5703466103104
19808365	DEVIconnecto B-TE2	Y-junction + 2 end terminations	5703466103111
19808366	DEVIconnecto B-TE3	Y-junction + 3 end terminations	5703466103128
19808367	DEVIconnecto B-X	X-junction + 2 end terminations	5703466103135
19808390	DEVIconnecto Bracket	Bracket and 6 cable ties	5703466125021

ATTENTION. DEVIconnecto may not be put in the gutters when used with DEVIceguard™ (B) . It must be installed in a dry place.

Selection chart. DEVIconnecto for heating cables with braiding: DEVIpipelineguard™ (B), DEVIHottwatt™ (B) and DEVIceguard™ (B)

Illustration	Name	Description
	DEVIconnecto B-A	Heating cable connection with power cable 1,5 m without end terminal
	DEVIconnecto B-C	Heating cable slice/extension for connecting two heating cables
	DEVIconnecto B-E	Heating cable end terminal
	DEVIconnecto B-S	Heating cable connection with 1,5 m power cable and end terminal
	DEVIconnecto B-T	Heating cable T-branch as a T-junction for three heating cables and 1 end terminal
	DEVIconnecto B-TE2	Heating cable double connection with 1,5 m power cable and 2 end terminals
	DEVIconnecto B-TE3	Heating cable T-branch with 1,5 m power cable and 3 end terminals
	DEVIconnecto B-X	Heating cable X-branch for 4 heating cables incl. 2 end terminals
	DEVIconnecto Bracket	For installation of the DEVIconnecto connection outside the insulation

DEVIconnecto system installation steps

1. Cut the heating cable straight
2. Push the heating cable in
3. Twist until closed



DEVipeguard™ LSZH 10/25/33

DEVI  Make it easy,
by Danfoss make it DEVI

Make it easy,
make it DEVI



The DEVipeguard™ LSZH is a halogen free self-limiting heating cable that is mainly used for frost protection of pipes. The self-limiting capability of the cable ensures that the output of the cable increase or decrease according to ambient temperature. The cable will maintain its functionality even when shortened. The outer sheath is highly resistant to

harsh environmental conditions and corrosion and it also serves as a protection against mechanical influences. All self-limiting heating cables must be over-temperature protected by a thermostat, as the output will decrease, but never be zero. The cables are not approved for use in drinking water.

Benefits:

- Cut to length on site
- PVC free
- Halogen free

Standard compliance:

- EN 62395-1: 2013
- EN 60754-3: 2019
- EN 60754-2: 2014
- EN 61034-2:2005/A1:2013

Compliance symbols:



Type	Value
Nominal voltage	230 V AC
Nominal output (min-max): DEVipeguard™ 10 LSZH DEVipeguard™ 25 LSZH DEVipeguard™ 33 LSZH	10 W/m @ 10 °C (9,8-14,7 W/m @ 10 °C) 25 W/m @ 10 °C (23,6-32,8 W/m @ 10 °C) 33 W/m @ 10 °C (32,0-39,7 W/m @ 10 °C)
Light transmittance	>60 %
Maximum permissible use temperature	65 °C, powered 85 °C, unpowered
Minimum installation temperature	-5 °C
Cable dimensions	13,6 × 5,8 mm
Outer sheath: DEVipeguard™ 10 LSZH DEVipeguard™ 25 LSZH DEVipeguard™ 33 LSZH	Blue, TPE Red, TPE Grey, TPE
Screen	Tinned copper braid, 1,25 mm ²
Minimum braid coverage	70%
Maximum resistance protective braid	18,2 Ω/Km
Bending Ø, min.	64 mm (Ø to the inside of the tape)
IP Class	IPX7

Types: DEVipeguard™ 10 LSZH

Item no.	Length	Min-max length per drum	Number of length allowed on drum, max	Nominal output @ 10 °C	EAN no.
98301063	Drum, 100 m	100 m	1	10 W/m	5703466249604
98301064	Drum, 250 m	250 m	1	10 W/m	5703466249611
98301065	Drum, 750 m	750-787,5 m	1	10 W/m	5703466249628
98301071	Cut-to-length	1 - 750 m	1, max. 750 m	10 W/m	5703466249697

Types: DEVipeguard™ 25 LSZH

Item no.	Length	Min-max length per drum	Number of length allowed on drum, max	Nominal output @ 10 °C	EAN no.
98301066	Drum, 100 m	100 m	1	25 W/m	5703466249635
98301067	Drum, 250 m	250 m	1	25 W/m	5703466249642
98301068	Drum, 750 m	750-787,5 m	1	25 W/m	5703466249659
98301072	Cut-to-length	1 - 750 m	1, max. 750 m	25 W/m	5703466249703

Types: DEVipeguard™ 33 LSZH

Item no.	Length	Min-max length per drum	Number of length allowed on drum, max	Nominal output @ 10 °C	EAN no.
98301069	Drum, 250 m	250 m	1	33 W/m	5703466249666
98301073	Cut-to-length	1 - 250 m	1, max. 250 m	33 W/m	5703466249710

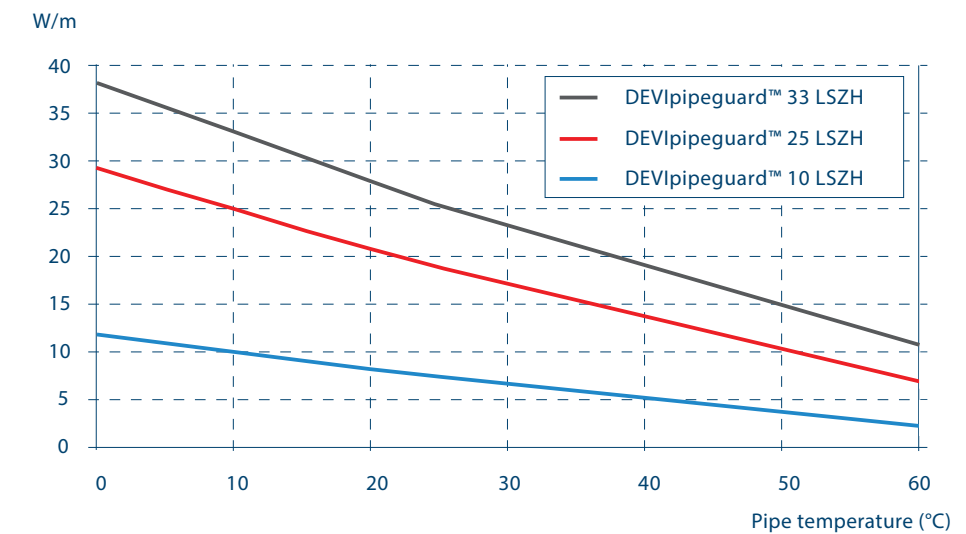
RCD of 30 mA is required, max. 500 m of self-limiting heating cable per RCD.

Maximum heating circuit length on a pipe, with circuit breaker with C-characteristic

Switch on temperature	Power W/m	DEVipeguard™ 10 LSZH					Power W/m	DEVipeguard™ 25 LSZH					Power W/m	DEVipeguard™ 33 LSZH				
		10 A	16 A	20 A	25 A	32 A		10 A	16 A	20 A	25 A	32 A		10 A	16 A	20 A	25 A	32 A
10 °C	10	119	191	226	226	226	25	58	93	116	146	146	33	42	77	98	120	120
0 °C	11,7	119	191	226	226	226	28,6	58	93	116	146	146	37,5	36	75	96	117	120
-10 °C	13,3	110	176	220	226	226	32,3	52	84	105	131	146	42	32	67	85	104	119
-20 °C	15	97	156	195	226	226	35,9	46	78	93	122	146	46,5	28	59	75	92	118
-30 °C	16,7	87	140	175	219	226	39,5	42	67	84	105	134	51	25	53	68	83	107
-40 °C	18,3	80	127	159	199	226	43,1	38	64	76	100	128	55,5	23	48	61	75	96
-30 °C	17	93	148	185	202	202	39,1	40	64	80	100	128	50,1	25	41	51	63	81

Power output characteristic

Output of heating cable installed and measured on a pipe.



DEVI EasyConnect



Make it easy,
make it DEVI



DEVI EasyConnect is a system that enables you to connect your self-limiting heating cables - DEVliceguard™ (T), DEVlpipeguard™ (T), DEVlpipeguard™ LSZH and modify your heat tracing circuit in 1 click. You can use the EasyConnect indoors as well as outdoors. The connectors are IP 68 rated by VDE and CE marked.

The modular design allows a variety of combinations of the connections. The system is compatible with DEVlpipeguard™(T),DEVlpipeguard™LSZH and DEVliceguard™ (T).

Benefits:

- Easy to install
- Cut to length on site
- High temperature cable

Standard compliance:

- DIN VDE 0606 T200
- DIN EN 61984 (VDE 0627)
- VDE 0110 IEC 60999
- LR Type Approval System

Compliance symbols:




Type	Value
Nominal voltage, max.	250 V~
Max. current	16 A
Max. permissible use temperature	100 °C
Min. permissible use temperature	-40 °C
Power cable	3 x 2,5 mm ²
Outer sheath	thermoplastic, PA66
Protection class	IP68 (2 hours in water 3 meters deep)
Seal	NBR (Nitrile Butadiene Rubber)

Types


Item no.	Type	Resistance	EAN no.
98300870	DEVI EasyConnect EC-1	Power supply connection set	5703466214503
98300871	DEVI EasyConnect EC-T1	Connection set for 2 heating cables	5703466214510
98300872	DEVI EasyConnect EC-ETK	End plug set	5703466214527
98300873	DEVI EasyConnect EC-1+ETK	Power supply connection set with an end plug	5703466214534
98300874	DEVI EasyConnect EC-T2	Set for heating cable branching – 1 to 2	5703466214541
98300875	DEVI EasyConnect EC-2	Power supply connection set for 2 cables	5703466214558
98300876	DEVI EasyConnect EC-3	Power supply connection set for 3 cables	5703466214565

DEVI EasyConnect


EC-1 (98300870).
Power supply connection set



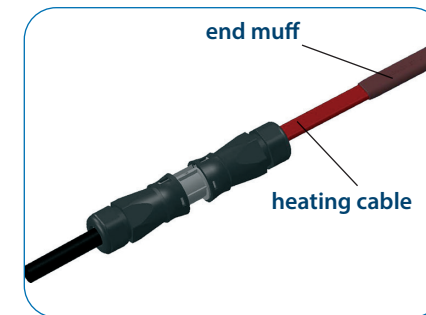
EC-2 (98300875).
Power supply connection set for 2 cables



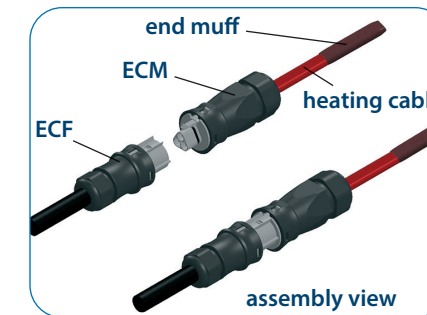
EC-3 (98300876).
Power supply connection set for 3 cables



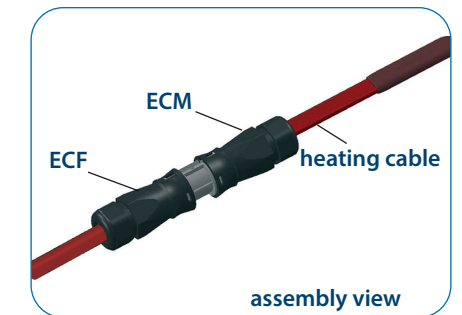
EC-ETK (98300872).
End plug set




EC-1 + ETK (98300873).
Power supply connection set with an end plug



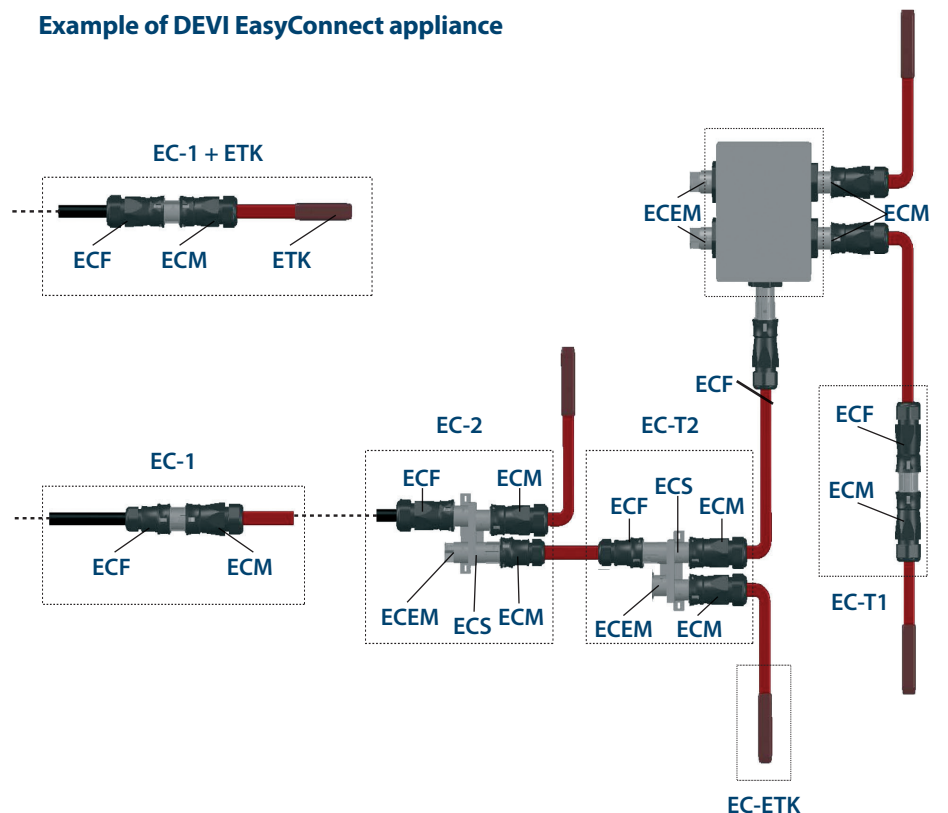
EC-T1 (98300871).
Connection set for heating to heating cable.



EC-T2 (98300874).
Set for heating cable branching – 1 to 2



Example of DEVI EasyConnect appliance



ECF - socket outlet (Female), ECM - socket plug (Male), ECEM - socket plug cover(Male), ECS - distribution block.

DEVipeguard™ 30/60 Industry

DEVI  Make it easy,
by Danfoss make it DEVI

Make it easy,
make it DEVI



DEVipeguard™ Industry is a self-limiting heating cable that is mainly used for frost protection of pipes and for temperature maintenance in applications up to 120 °C powered or 190 °C unpowered cable. The cable allows steam cleaning in pipes. The heating element, the insulation and the outer jacket of

DEVipeguard™ Industry are made of fluoropolymers. Fluoropolymer outer jacket offers increased protection against chemicals (oil and fuel) and abrasion. A temperature-dependent resistance element between two parallel-guided copper conductors regulates and limits the heat output of the heating cable. This power setting takes place at every point of the heating cable, according to the ambient temperature prevailing there. If the temperature rises, the power of the cable is reduced. This self-limiting prevents overheating of the cable, even if it is overlaid. The heating cable can be

cut off at desired length by the parallel current supply. This simplifies planning and installation. All self-limiting heating cables must be over-temperature protected by a thermostat, as the output will decrease, but never be zero. The installation of a thermostat is recommended.

The cable is not approved for use in drinking water.

*An EPD is a document used to communicate transparently, the quantified environmental impacts of a product over its life cycle stages.

Benefits:

- Cut to length on site
- PVC free
- UV stable

Standard compliance:

- VDE E 0254: 94

Compliance symbols:



Type	Value
Nominal voltage	230 V AC (max. 254 V AC)
Nominal output (min-max): DEVipeguard™ 30 Industry DEVipeguard™ 60 Industry	30 W/m @ 10 °C (30-39 W/m @ 10 °C) 60 W/m @ 10 °C (54-72 W/m @ 10 °C)
Maximum permissible use temperature	120 °C, powered 190 °C, unpowered
Minimum installation temperature	-5 °C
Minimum switched on temperature	-60 °C
Cable dimensions	10,2 x 4,8 mm
Outer sheath	Red, Fluoropolymer
Minimum braid coverage	70 %
Maximum resistance protective braid	18,2 Ω/Km
Bending Ø, min.	50 mm (Ø to the inside of the tape)
IP Class	IPX7

Types: DEVipeguard™ 30 Industry

Item no.	Length	Min-max length per drum	Number of length allowed on drum, max	Nominal output @ 10 °C	EAN no.
140F8500	Drum, 300 m	300 m	1	30 W/m	5703466195673
140F8501	Cut-to-length	1 - 300 m	1, max. 300 m	30 W/m	5703466197257

Types: DEVipeguard™ 60 Industry

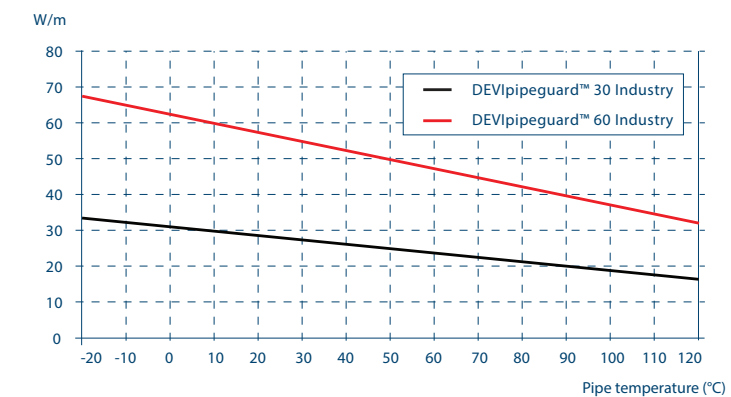
Item no.	Length	Min-max length per drum	Number of length allowed on drum, max	Nominal output @ 10 °C	EAN no.
00109027	Drum, 300 m	300 m	1	60 W/m	5703466163498
140F8502	Cut-to-length	1 - 300 m	1, max. 300 m	60 W/m	5703466197264

Maximum heating circuit length on a pipe, with circuit breaker with C-characteristic

Switch on temperature	Power W/m	DEVipeguard™ 30 Industry					Power W/m	DEVipeguard™ 60 Industry				
		10 A	16 A	20 A	25 A	32 A		10 A	16 A	20 A	25 A	32 A
30 °C	25,5	65	104	130	133	133	52,4	36	58	73	75	75
20 °C	27,7	61	98	122	133	133	56,2	34	55	69	75	75
10 °C	30,0	58	92	115	133	133	60,0	32	52	65	75	75
0 °C	32,3	54	87	109	133	133	63,8	31	49	61	75	75
-10 °C	34,5	52	83	103	129	133	67,6	29	47	58	73	75
-20 °C	36,8	49	79	98	123	133	71,4	28	45	56	70	75
-30 °C	39,0	47	75	94	117	133	75,2	27	43	53	67	75

Power output characteristic

Output of heating cable installed and measured on a pipe.



Accessories

Item no.	EAN no.	Type	Description	Image
00109007	5703466167397	Connection kit for DEVipeguard 30/60 Industry (PT-30/60) heating cables	With clamping block for the connection of cold lead and heating cable, shrink end-cap, shrink tubes, bitumen gaskets and ferrules.	
00109026	5703466135778	Connection kit for DEVipeguard 30/60 Industry (PT-30/60) heating cables	For mounting in connection box with screw connections. With cable gland M20x1,5 with locknut, shrink end-cap, shrink tubes, bitumen gasket and ferrules.	
19400167	5703435002858	Polyester box ABCS for DEVlice-guard™ and DEVipeguard™	For SLC (DEVlice-guard, DEVipe-guard)	
19405851	5703435002964	Bracket	Fitting for connection of housing (19400167) to pipes	
11010410	5703435031001	Insulation introduction	With mounting plate M20 60x60x1 mm AISI304; Cable gland U17 M20x1,5; Cable gland M25	
19805076	5703435003053	Tape aluminium 38 mm x 50 m	Self-adhesive, with 2-colour warning label, max. 75 °C	

DEVlceguard™ 18 (B) Drum Goods

DEVI  Make it easy,
by Danfoss make it DEVI

Make it easy,
make it DEVI



The DEVlceguard™ is a self-limiting parallel heating cable that is used for ice

and snow melting on roofs and in gutters and downpipes. DEVlceguard™ heating cables should not be in direct contact with bitumen roofs. The self-limiting capability of the cable ensures that the output of the cable increase or decrease according to ambient temperature. The heating cable is flexible and easy to install as it can be cut to length at site and installed directly on to the roof and gutter

system. All self-limiting heating cables must be over-temperature protected by a thermostat, as the output will decrease, but never be zero, and be protected by a RCD with a maximum trip current of 30 mA.

*An EPD is a document used to communicate transparently, the quantified environmental impacts of a product over its life cycle stages.

Benefits:

- Easy to install
- Cut to length on site

Standard compliance:

- EN 62395-1: 2013

Compliance symbols:

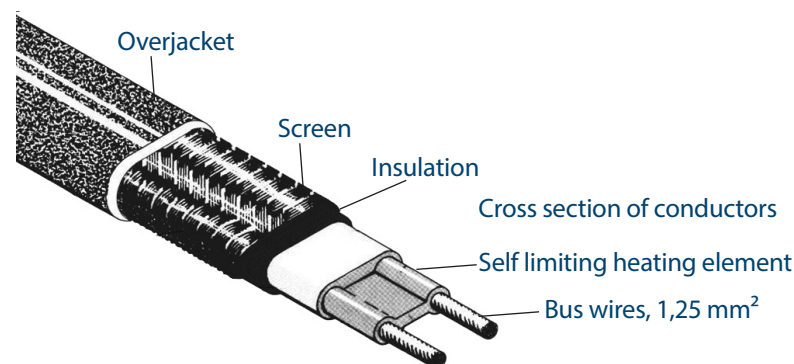


Type	Value
Nominal voltage	230 V AC
Nominal output	18 W/m @ 0 °C
Output tolerance (min-max)	15,4-23,1 W/m @ 10 °C
Maximum permissible use temperature	65 °C, powered 85 °C, unpowered
Minimum installation temperature	-5 °C
Cable dimensions	11,8 mm x 5,8 mm (+/- 0,4 mm)
Outer sheath	UV protected, black TPE
Screen	Tinned copper braid, 1,25 mm ²
Minimum braid coverage	80%
Maximum resistance protective braid	14,8 Ω/Km
Bending Ø, min.	50 mm (Ø to the inside of the cable)
IP Class	IPX7

Types: DEVlceguard™ 18 (B) Drum Goods

Item no.	Length	Min-max length per drum	Number of length allowed on drum, max	Nominal output @ 0 °C	EAN no.
98300810	Drum, 100 m	100 m	1	18 W/m	5703466177198
98300809	Drum, 300 m	300 m	1	18 W/m	5703435005576
140F8512	Drum, 800 m	800 m	1	18 W/m	5703466096581
140F8513	Cut-to-length	1 - 800 m	1, max. 800 m	18 W/m	5703466193372

Construction



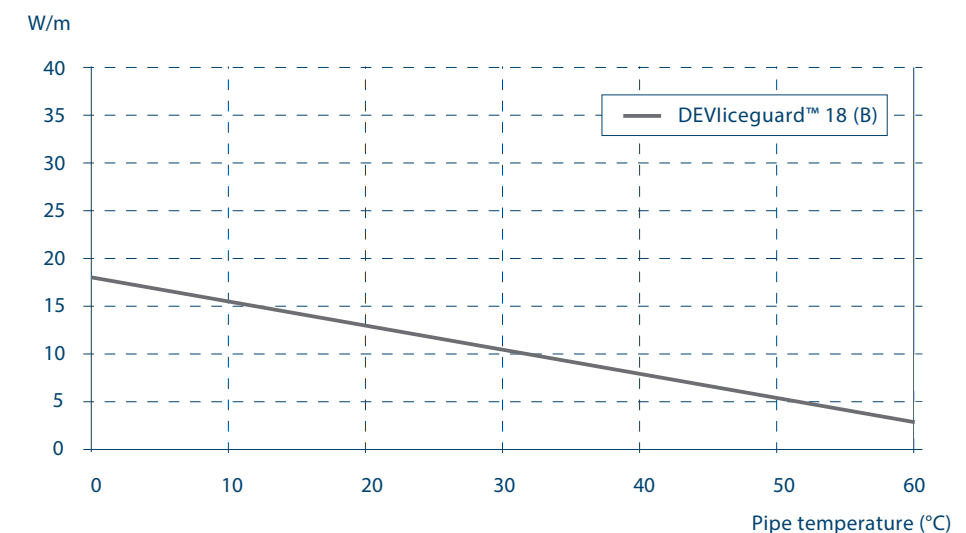
- Nickel plated copper bus wires
- Radiation Cross-Linked Semiconductive Heating Matrix
- Radiation Cross-Linked Primary Dielectric Insulation
- Tinned copper braid
- Polyolefin over jacket

Maximum heating circuit length on a pipe, with circuit breaker with C-characteristic

Switch on temperature	Power W/m	DEVlceguard™ 18 (B)				
		10 A	16 A	20 A	25 A	32 A
30 °C	10,6	142	165	165	165	165
20 °C	12,8	119	165	165	165	165
10 °C	15,0	102	164	165	165	165
0 °C	17,2	90	144	165	165	165
0 °C ice water	22,0	64	85	97	97	97
-10 °C	19,5	80	128	160	165	165
-20 °C	21,7	72	115	144	165	165
-30 °C	23,9	66	105	131	164	165

Power output characteristic

Output of heating cable installed and measured on a pipe.



DEVlceguard™ 18 (T) Drum Goods



Make it easy,
make it DEVI



The DEVlceguard™ is a self-limiting parallel heating cable that is used for ice and snow melting on roofs and in gutters and downpipes. DEVlceguard™ heating cables should not be in direct contact with bitumen roofs. The self-limiting capability of the cable ensures that the output of the cable increase or decrease according to ambient temperature.

The heating cable is flexible and easy to install as it can be cut to length at site and installed directly on to the roof and gutter system. All self-limiting heating cables must be over-temperature protected by a thermostat, as the output will decrease, but never be zero, the circuit must be protected by a RCD with a maximum trip current of 30 mA.

Benefits:

- Easy to install
- Cut to length on site

Standard compliance:

- EN 62395-1: 2013

Compliance symbols:

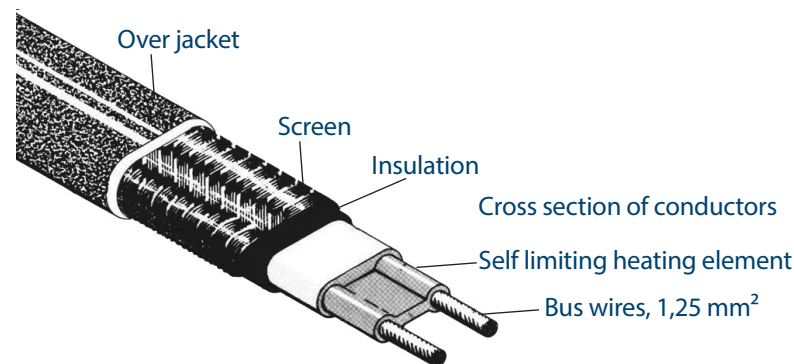


Type	Value
Nominal voltage	230 V AC
Nominal output	20 W/m @ 0 °C (18 W/m @ 10 °C)
Output tolerance (min-max)	19,6 - 26,3 W/m @ 10 °C
Maximum permissible use temperature	65 °C, powered 85 °C, unpowered
Minimum installation temperature	-5 °C
Cable dimensions	11,3 x 5,8 mm
Outer sheath	Black UV protected, TPE
Screen	Tinned copper braid, 1,3 mm ²
Minimum braid coverage	80%
Maximum resistance protective braid	14,8 Ω/Km
Bending Ø, min.	64 mm (Ø to the inside of the cable)
IP Class	IPX7

Types: DEVlceguard™ 18 Drum Goods

Item no.	Length	Min-max length per drum	Number of length allowed on drum, max	Nominal output @ 10 °C	EAN no.
98300860	Drum, 100 m	100 m	1	18 W/m	5703466213483
98300861	Drum, 250 m	250 m	1	18 W/m	5703466213490
98300862	Drum, 750 m	750-787,5 m	1	18 W/m	5703466213506
140F8511	Cut-to-length	1 - 750 m	1, max. 750 m	18 W/m	5703466213926

Construction



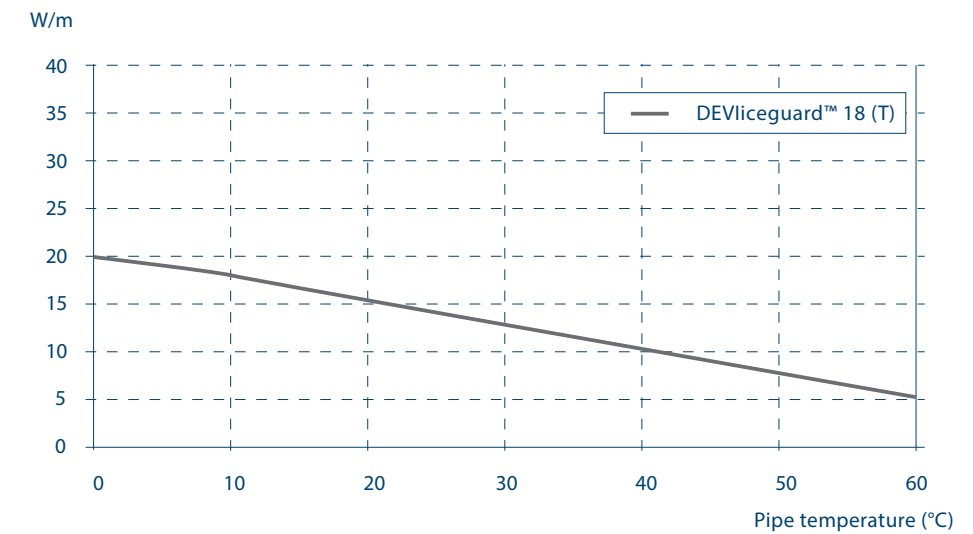
- Nickel plated copper bus wires
- Radiation Cross-Linked Semiconductive Heating Matrix
- Radiation Cross-Linked Primary Dielectric Insulation
- Tinned copper braid
- Polyolefin over jacket

Maximum heating circuit length on a pipe, with circuit breaker with C-characteristic

Switch on temperature	Power W/m	DEVlceguard™ 18 (T)				
		10 A	16 A	20 A	25 A	32 A
10 °C	18	51	82	103	129	129
0 °C ice water	38	38	60	75	94	95
-10 °C	43	34	54	68	85	95
-20 °C	49	30	50	60	75	95
-30 °C	54	27	44	55	69	88
-40 °C	60	25	40	50	62	80

Power output characteristic

Output of heating cable installed and measured on a pipe.



DEVlceguard™ 18 (T) Ready-made

DEVI  Make it easy,
by Danfoss make it DEVI

Make it easy,
make it DEVI



The DEVlceguard™ is a self-limiting parallel heating cable that is used for ice and snow melting on roofs and in gutters and downpipes.

DEVlceguard™ heating cables should not be in direct contact with bitumen.

The self-limiting capability of the cable ensures that the output of the cable increase or decrease according to ambient temperature.

The heating cable is flexible and easy to install as it can be cut to length at site and installed directly on to the roof and gutter system.

All self-limiting heating cables must be over-temperature protected by a thermostat, as the output will decrease, but never be zero, and be protected by a RCD with a maximum trip current of 30 mA.

Benefits:

- Easy to install
- Cut to length on site
- Ready-made lengths

Standard compliance:

- SS 424 24 11: 1992
- EN/IEC 62395-1: 2013

Compliance symbols:

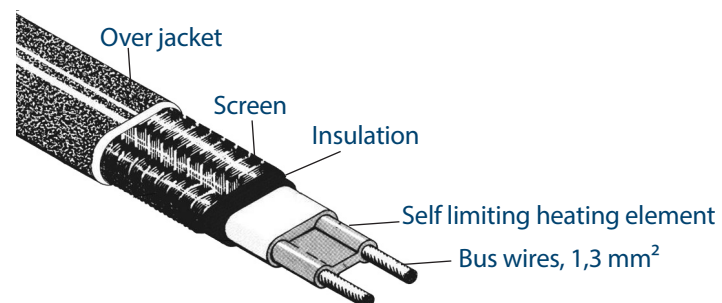


Type	Value
Nominal voltage	230 V AC
Nominal output	20 W/m @ 0 °C (18 W/m @ 10 °C)
Output tolerance (min-max)	19,6 - 26,3 W/m @ 10 °C
Maximum permissible use temperature	65 °C, powered 85 °C, unpowered
Minimum installation temperature	-5 °C
Cable dimensions	11,3 × 5,8 mm
Outer sheath	Black UV protected, TPE
Screen	Tinned copper braid, 1,3 mm ²
Minimum braid coverage	80%
Maximum resistance protective braid	14,8 Ω/Km
Cold lead	5 m DTCL, 3G 1,5mm ²
Bending Ø, min.	64 mm (Ø to the inside of the cable)
IP Class	IPX7

Types: DEVlceguard™ 18 (T) Ready-made

Item no.	Length	Nominal output @ 10 °C	Cold lead	EAN no.
98300835	2 m	36 W	5 m	5703466202678
98300836	4 m	72 W	5 m	5703466202685
98300837	6 m	108 W	5 m	5703466202692
98300838	8 m	144 W	5 m	5703466202708
98300839	10 m	180 W	5 m	5703466202715
98300840	15 m	270 W	5 m	5703466202722
98300841	23 m	414 W	5 m	5703466202739
98300842	30 m	540 W	5 m	5703466202746
98300843	50 m	900 W	5 m	5703466202753

Construction



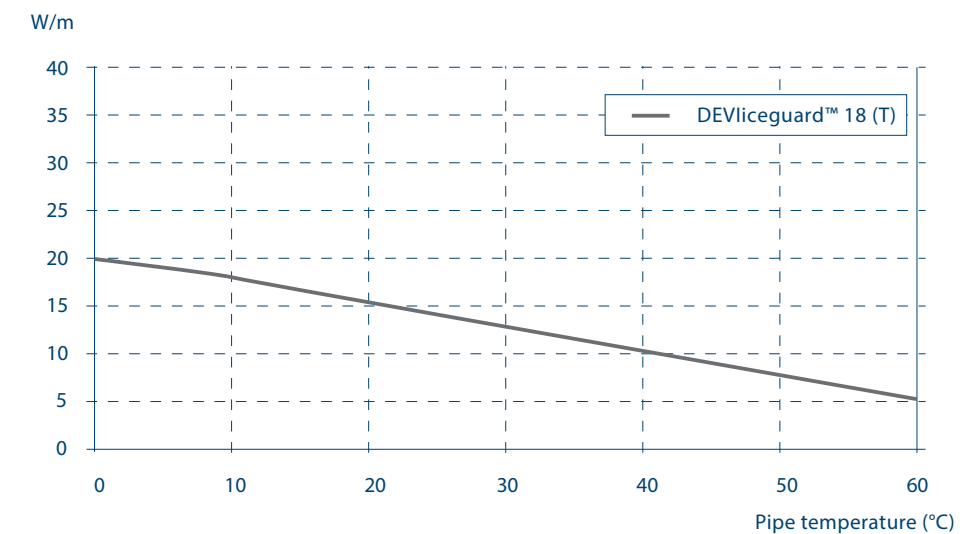
- Nickel plated copper bus wires
- Radiation Cross-Linked Semiconductive Heating Matrix
- Radiation Cross-Linked Primary Dielectric Insulation
- Tinned copper braid
- Polyolefin over jacket

Maximum heating circuit length on a pipe, with circuit breaker with C-characteristic

Switch on temperature	Power W/m	DEVlceguard™ 18 (T)				
		10 A	16 A	20 A	25 A	32 A
10 °C	18	51	82	103	129	129
0 °C ice water	38	38	60	75	94	95
-10 °C	43	34	54	68	85	95
-20 °C	49	30	50	60	75	95
-30 °C	54	27	44	55	69	88
-40 °C	60	25	40	50	62	80

Power output characteristic

Output of heating cable installed and measured on a pipe.



DEVIhotwatt™ 45 / 55 / 70



Make it easy,
make it DEVI



The DEVIhotwatt™ is a self-limiting heating cable that is used for temperature

maintenance of hot water supply and other fluids that need to maintain a certain temperature. The self-limiting capability of the cable ensures that the output of the cable increase or decrease according to ambient temperature. DEVIhotwatt™ ensures hot water in all taps and savings when circulation of the whole pipe system is unnecessary. All self-limiting heating cables must be over-

temperature protected by a thermostat, as the output will decrease, but never be zero, and be protected by a RCD with a maximum trip current of 30 mA. The cable is not approved for use in drinking water. *An EPD is a document used to communicate transparently, the quantified environmental impacts of a product over its life cycle stages.

Benefits:

- Cut to length on site
- Black version is UV protected
- PVC free

Standard compliance:

- DIN VDE 0254: 1994-06

Compliance symbols:

Type	Value
Nominal voltage	230 V AC
Nominal output (min-max) : DEVIhotwatt™ 45 DEVIhotwatt™ 55 DEVIhotwatt™ 70	7 W/m @ 45 °C (6,5-9,5 W/m @ 45 °C) 9 W/m @ 55 °C (8,5-13,0 W/m @ 55 °C) 12 W/m @ 70 °C (11,3-15,2 W/m @ 70 °C)
Outer sheath: DEVIhotwatt™ 45 DEVIhotwatt™ 55 DEVIhotwatt™ 70	Black, TPE Green, TPE Red, TPE
Maximum permissible use temperature	80 °C, powered 100 °C, unpowered
Minimum installation temperature	-5 °C
Cable dimensions	11,8 mm x 5,8 mm
Screen	Tinned copper braid, 1,25 mm ²
Minimum braid coverage	70%
Maximum resistance protective braid	18,2 Ω/Km
Bending Ø, min.	50 mm (Ø to the inside of the tape)
IP Class	IPX7

Types: DEVIhotwatt™ 45

Item no.	Length	Min-max length per drum	Number of length allowed on drum, max	Nominal output @ 45 °C	EAN no.
98300955	Drum, 300 m	300 m	1	7 W/m	5703466109144
140F8508	Cut-to-length	1 - 300 m	1, max. 300 m	7 W/m	5703466195925

Types: DEVIhotwatt™ 55

Item no.	Length	Min-max length per drum	Number of length allowed on drum, max	Nominal output @ 55 °C	EAN no.
98300958	Drum, 100 m	100 m	1	9 W/m	5703466177204
98300957	Drum, 300 m	300 m	1	9 W/m	5703435005613
140F8509	Cut-to-length	1 - 300 m	1, max. 300 m	9 W/m	5703466193389

Types: DEVIhotwatt™ 70

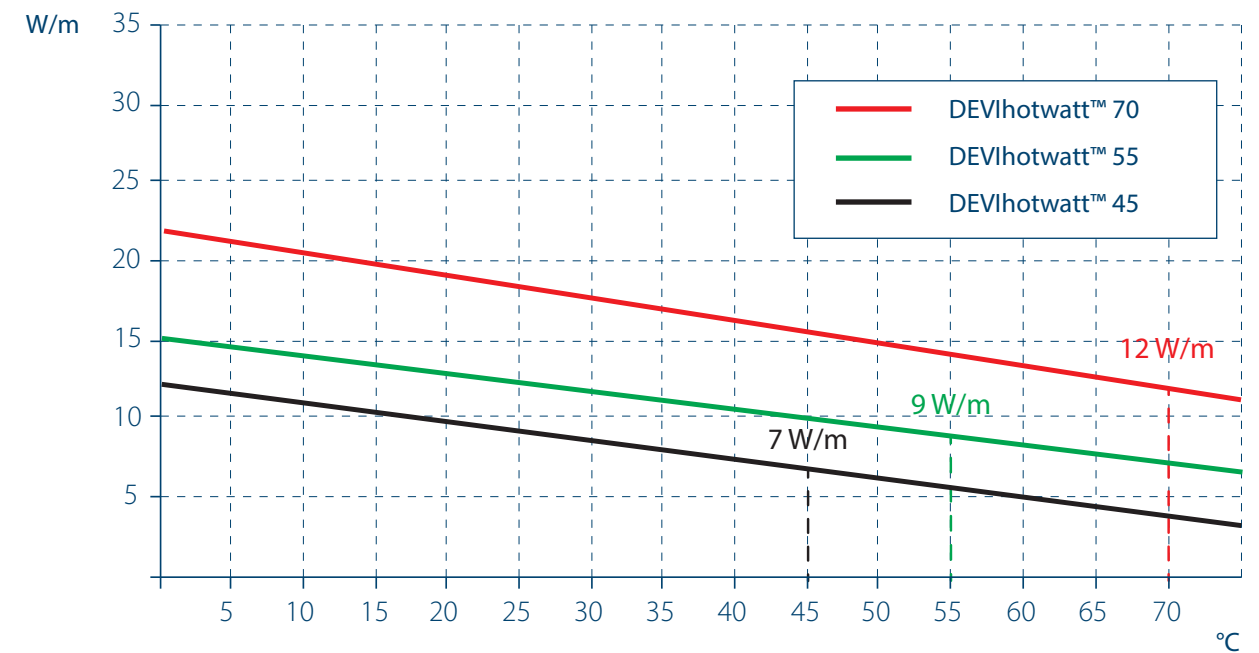
Item no.	Length	Min-max length per drum	Number of length allowed on drum, max	Nominal output @ 70 °C	EAN no.
140F8507	Drum, 300 m	300 m	1	12 W/m	5703466109151
140F8510	Cut-to-length	1 - 300 m	1, max. 300 m	12 W/m	5703466193396

Maximum heating circuit length on a pipe, with circuit breaker with C-characteristic

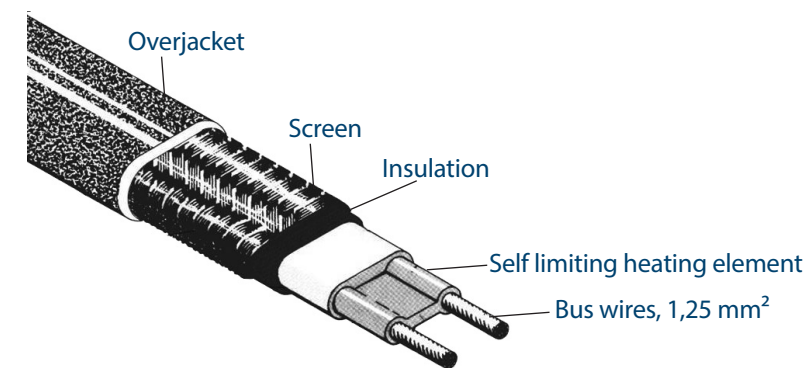
Switch on temperature	Power W/m	DEVIhotwatt™ 45					Power W/m	DEVIhotwatt™ 55					Power W/m	DEVIhotwatt™ 70				
		10 A	16 A	20 A	25 A	32 A		10 A	16 A	20 A	25 A	32 A		10 A	16 A	20 A	25 A	32 A
20 °C	10,3	153	231	231	231	231	12,5	108	173	188	188	188	19,5	99	146	146	146	146
10 °C	11,6	144	230	231	231	231	13,5	102	164	188	188	188	21	71	113	142	146	146
-10 °C	14,3	129	203	231	231	231	15,5	93	148	185	188	188	24	45	72	90	113	143
-25 °C	16,3	119	191	231	231	231	17	86	138	173	188	188	26,3	37	64	80	103	133

Power output characteristic

Output of heating cable installed and measured on a pipe.



Construction



- Nickel plated copper bus wires
- Radiation Cross-Linked Semiconductive Heating Matrix
- Radiation Cross-Linked Primary Dielectric Insulation
- Tinned copper braid
- Polyolefin over jacket

DEVImulti™ PVC



Make it easy, make it DEVI



Additionally cable is used in multiple outdoor ground, frost protection, etc., applications. Heating cable must be used together with an appropriate thermostat to secure against overheating and reduce energy consumption. The cable is constructed of 4 identical conductors. The conductors can be connected in different ways (parallel and/or serial), meaning that the same cable can provide up to 11 different outputs,

depending on the connection made. **DEVImulti™ PVC** is very flexible and therefore perfectly suited for external installation on pipes, it can be supplied in 3 versions with different resistance values. The cables are not approved for use in contact with water for human consumption. **DEVImulti™** can be customized for the specific project, depending on voltage, required output, length of heating cable and length of cold leads.

DEVImulti™ PVC is a high-quality, 4-conductor cable with an outer sheath made of PVC and specially designed for frost protection of long pipes.

Note: It is the full responsibility of the installer/designer to use proper cold lead dimensioned for the purpose and assembly sets that establish sufficient mechanical strength, flammability resistance and water tightness - and to design the heating unit with correct output for the specific application to avoid overheating of the cable or building materials.

Benefits:

- Easy to install
- Various Ohmic output
- Safe and robust
- Long life-time

Standard compliance:

- IEC 60800:1992
- EN 50581:2012

Type	Value
Operation voltage, max.	U _o /U = 300/500 V~
Construction	4-conductor, round
Max. permissible use temperature, powered	70 °C
Max. permissible use temperature, unpowered	90 °C
Cable dimensions, max.	Ø 8 mm
Deformation strength, min.	600 N
Pulling strength, min	120 N
Conductor insulation	FEP
Filler sheath	PVC
Outer sheath: DEVImulti™ PVC	PVC, red
Screen	1 mm ² (16 x 0,286 mm)
Min. installation temperature	0 °C
Bending Ø, min.	6 x cable diameter
IP Class	IPX7



Types: DEVImulti™ PVC (DMIH)

Item no.	Resistance	Conductor Ø	Order length	EAN no.
89999140	4 x 2,5 Ohm/m (Constantan wire)	0,96 mm	1000-1200 m (+/- 2%)	5703466039359
89999142	4 x 0,220 Ohm/m (Brass wire)	0,771 mm		5703466039366
89999144	4 x 0,027 Ohm/m (Copper wire)	1,02 mm		5703466039373

Accessories

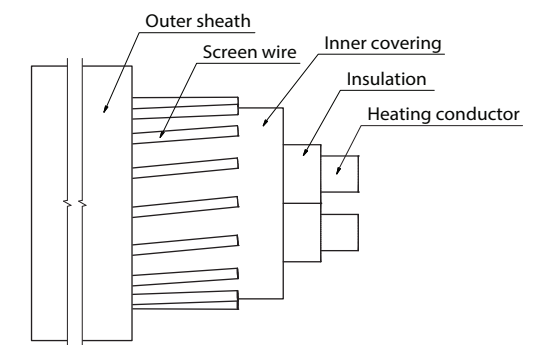
Item no.	Type	Description	EAN no.
19805712	DEVICrimp assembly set DK 4-cond, type CS-4A	Assembly set for 4-conductors cable for 2 connections: cold tail and end muff.	5703466003855
19805480	DEVICrimp assembly set DK 4-cond, type CS-4B	Assembly set for 4-conductors cable for 1 connection: either cold tail or end muff.	5703466003824
19805076	Tape aluminium 38 mm x 50 m	Self-adhesive, with 2-colour warning label, max. 75 °C	5703435003053

Recommended maximum output per metre cable

Installation	Output, max
Molded in concrete	30 W/m
Mounted on plastic pipes below insulation with alufoil	10 W/m
Mounted on metal pipes below insulation with alufoil	20 W/m
Fitted in a drain pipe	15 W/m
Mounted in water pipes (enclosed by water)	30 W/m

Always remember thermostat control – sensor placed on / in media. **Notice:** plastic pipes can melt at too high cable linear output and max. 10 W/m should be recommended.

Cable construction



Ohm values and lengths for couplings 1-11 with different outputs for for 4-conductor heating cable

Coupling 1-10: 1 phase / 2 phase. Coupling 11: 3 phase (Y connection type).

When designing and selecting the coupling method, ensure that the load is distributed equally between heat conductors as much as possible. Connection to one cable side marked "T" – twin connection end, connection to two cable sides marked "S" – single connection ends.

Coupling diagrams	Rx = 0,027 Ohm/m						Rx = 0,22 Ohm/m						Rx = 2,5 Ohm/m					
	R _t Ohm/m	p, W/m	230 V		400 V		R _t Ohm/m	230 V		400 V		R _t Ohm/m	230 V		400 V			
			L, m	P, W*	L, m	P, W*		p, W/m	L, m	P, W*	L, m		P, W*					
1 T	0,108	30	128	3833	222	6667	0,88	30	45	1343	78	2335	10	30	13,3	398	23,1	693
		20	156	3130	272	5443		20	55	1096	95	1907		20	16,3	325	28,3	566
		15	181	2711	314	4714		15	63	950	110	1651		15	18,8	282	32,7	490
2 S	0,081	30	148	4426	257	7698	0,66	30	52	1551	90	2697	7,5	30	15,3	460	26,7	800
		20	181	3614	314	6285		20	63	1266	110	2202		20	18,8	376	32,7	653
		15	209	3130	363	5443		15	73	1096	127	1907		15	21,7	325	37,7	566
3 S	0,0675	30	162	4849	281	8433	0,55	30	57	1699	98	2954	6,25	30	16,8	504	29,2	876
		20	198	3959	344	6885		20	69	1387	121	2412		20	20,6	411	35,8	716
		15	229	3429	398	5963		15	80	1201	139	2089		15	23,8	356	41,3	620
4 T	0,054	30	181	5421	314	9428	0,44	30	63	1899	110	3303	5	30	18,8	563	32,7	980
		20	221	4426	385	7698		20	78	1551	135	2697		20	23,0	460	40,0	800
		15	256	3833	444	6667		15	90	1343	156	2335		15	26,6	398	46,2	693
5 T	0,0405	30	209	6260	363	10887	0,33	30	73	2193	127	3814	3,75	30	21,7	651	37,7	1131
		20	256	5111	444	8889		20	90	1791	156	3114		20	26,6	531	46,2	924
		15	295	4426	513	7698		15	103	1551	180	2697		15	30,7	460	53,3	800
6 T	0,036	30	221	6640	385	11547	0,2933	30	78	2326	135	4045	3,333	30	23,0	690	40,0	1200
		20	271	5421	471	9428		20	95	1899	165	3303		20	28,2	563	49,0	980
		15	313	4695	544	8165		15	110	1645	191	2860		15	32,5	488	56,6	849
7 T	0,027	30	256	7667	444	13333	0,22	30	90	2686	156	4671	2,5	30	26,6	797	46,2	1386
		20	313	6260	544	10887		20	110	2193	191	3814		20	32,5	651	56,6	1131
		15	361	5421	629	9428		15	127	1899	220	3303		15	37,6	563	65,3	980
		10	443	4426	770	7698		10	155	1551	270	2697		10	46,0	460	80,0	800

Coupling diagrams	Rx = 0,027 Ohm/m						Rx = 0,22 Ohm/m						Rx = 2,5 Ohm/m					
	R _t Ohm/m	p, W/m	230 V		400 V		R _t Ohm/m	230 V		400 V		R _t Ohm/m	230 V		400 V			
			L, m	P, W*	L, m	P, W*		p, W/m	L, m	P, W*	L, m		P, W*	p, W/m	L, m	P, W*	L, m	P, W*
8 S 	0,0135	30	361	10842	629	18856	0,11	30	127	3798	220	6606	1,25	30	38	1127	65	1960
		20	443	8853	770	15396		20	155	3101	270	5394		20	46	920	80	1600
		15	511	7667	889	13333		15	179	2686	311	4671		15	53	797	92	1386
		10	626	6260	1089	10887		10	219	2193	381	3814		10	65	651	113	1131
9 S 	0,009	30	443	13279	770	23094	0,0733	30	155	4652	270	8090	0,8333	30	46	1380	80	2400
		20	542	10842	943	18856		20	190	3798	330	6606		20	56	1127	98	1960
		15	626	9390	1089	16330		15	219	3289	381	5721		15	65	976	113	1697
		10	767	7667	1333	13333		10	269	2686	467	4671		10	80	797	139	1386
10 S 	0,00675	30	511	15333	889	26667	0,055	30	179	5372	311	9342	0,625	30	53	1593	92	2771
		20	626	12520	1089	21773		20	219	4386	381	7628		20	65	1301	113	2263
		15	723	10842	1257	18856		15	253	3798	440	6606		15	75	1127	131	1960
		10	885	8853	1540	15396		10	310	3101	539	5394		10	92	920	160	1600
11 TY 	3x0,027 (0,009) Y type	30	256	7667	444	13333	3x0,027 (0,009) Y type	30	90	2686	156	4671	3x0,027 (0,009) Y type	30	26,6	797	46,2	1386
		20	313	6260	544	10887		20	110	2193	191	3814		20	32,5	651	56,6	1131
		15	361	5421	629	9428		15	127	1899	220	3303		15	37,6	563	65,3	980
		10	443	4426	770	7698		10	155	1551	270	2697		10	46,0	460	80,0	800

***Notice:** Some cables have super high output and correct size of power cold lead should be chosen according to local norms and regulations. Normally do not allowed more than 10 A for a 1,5 mm² cold lead, 16 A for a 2,5 mm² cold lead.

DEVI[®]sport™

DEVI[®] 
by Danfoss

Make it easy,
make it DEVI



DEVI[®]sport™ heating cable is the sturdy and cost effective single conductor heating cable for the major outdoor installations. The cable has a high mechanical strength both in relation to pulling and deformation making it ideal for installation with specialized cable ploughs.

Heating cable must be used together with an appropriate thermostat to secure

against overheating and reduce energy consumption.

The single conductor heating cable ensures an even heat generation and temperature distribution along the whole length of the cable.

DEVI[®]sport™ can be customized for the specific project, depending on voltage, required output, length of heating cable and length of cold leads.



Note: It is the full responsibility of the installer/designer to use proper cold lead dimensioned for the purpose and assembly sets that establish sufficient mechanical strength, flammability resistance and water tightness - and to design the heating unit with correct output for the specific application to avoid overheating of the cable or building materials.

Benefits:

- Sturdy cable
- Very high pulling strength
- High deformation strength
- Screened and IPX7

Standard compliance:

- NF-C 32-330: 2002

Compliance symbols:



Type	Value
Nominal voltage	U0/U = 300/500 V~
Construction	Round, single conductor with screen
Output, max	25 W/m
Max. permissible use temperature, powered	65 °C
Max. permissible use temperature, unpowered	90 °C
Cable dimensions	Ø 8 mm
Deformation strength	2000 N
Pulling strength	1500 N
Conductor insulation	XLPE
Outer sheath	MDPE
Min. installation temperature	-5 °C
Bending Ø, min.	5 cm
IP Class	IPX7


Types: DEVI[®]sport™ Drum Goods

Item no.	Resistance	EAN no.
84701442	0,040 Ω/m	5703466058480
84701444	0,060 Ω/m	5703466058497
84701446	0,085 Ω/m	5703466058503
84701448	0,100 Ω/m	5703466058510
84701450	0,150 Ω/m	5703435021552
84701452	0,177 Ω/m	5703466058527
84701454	0,255 Ω/m	5703435021569

DEVifoil™ Mirror

DEVI 
by Danfoss

Make it easy,
make it DEVI



An effective system for keeping the mirror completely steam free. Fast and easy installation where the self-adhesive side of the heating foil is placed on the back of the mirror.

Low energy consumption and automatic activation when the light is switched on.

Benefits:


- Fast and easy installation
- Low energy consumption
- Automatic activation

Standard compliance:

- EN 60335-1 + EN 60335-2-30

Compliance symbols:



Type	Value
Nominal voltage	230 V~
Output	200 W/m ²
Max. ambient temperature	80 °C
IP Class	IP 44
Protection class	Class II - 
Connection cable length	95 cm
Connection muff	4 x 31 x 39 mm

Types: DEVifoil™ Mirror

Item no.	Type	Dimensions	Wattage	EAN no.
62000000	DEVifoil™ Mirror 17,5	274 x 358 mm	17,5 W	5703466180686
62000001	DEVifoil™ Mirror 40	410 x 524 mm	40,0 W	5703466180693
62000002	DEVifoil™ Mirror 70	708 x 524 mm	70,0 W	5703466180709

DEVIreg™ 233 (DK ONLY)

DEVI  Make it easy,
by Danfoss make it DEVI

Make it easy,
make it DEVI



The **DEVIreg™ 233** is an electronic thermostat designed to be flush-mounted or wall-mounted in an installation box from the LK FUGA series. The thermostat is provided with a 1-pole switch and a floor sensor (wire)

to measure and control the desired floor temperature. Alternatively an external room sensor can be used. The thermostat has a button to adjust the temperature setting with a scale from (0) 1 to 6.

Benefits:

- Fits LK FUGA frames
- Sensor failure monitoring
- LED indication
- Room and floor sensors
- Frost protection

Standard compliance:

- EN/IEC 60730-1 (general)
- EN/IEC 60730-2-9 (thermostat)

Compliance symbols:

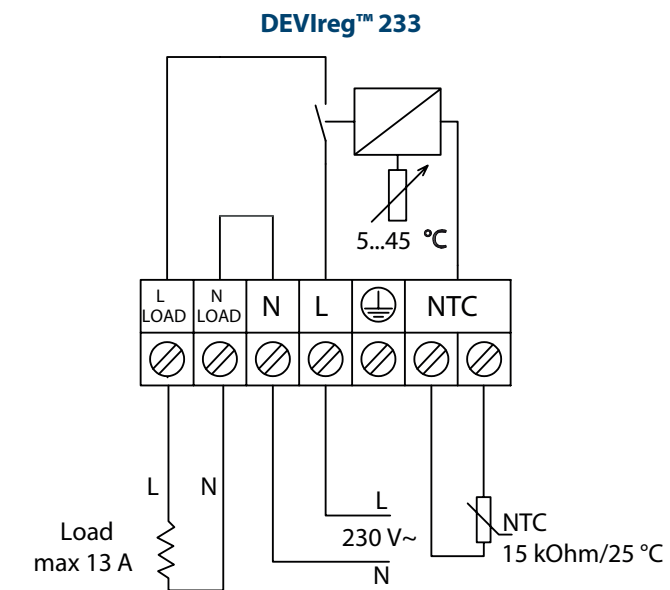


Type	Value
Operation voltage	220 V- 240V~ 50/60 Hz
Standby power consumption	Max. 1.7 W
Relay:	
Resistive load	Max 13A / 2990W @ 230V
Inductive load	Cos Φ = 0.3 max. 1A
Sensing unit	NTC 15 kOhm at 25 °C
Hysteresis	± 0.4 °C
Ambient temperature	0 °C. to +40 °C
Frost protection	5 °C - ❄
Temperature range	5 °C to 45 °C
Cable specification for connector terminals	Max: 1 x 4 mm ² or 2 x 2.5 mm ²
Ball pressure test temperature	75 °C
Pollution degree	2 (domestic use)
Controller type	1 C
Storage temperature	-25 °C to 60 °C, 90% RH non-condensing
IP class	41 (vertical installation)
Protection class	Class II - Ⓜ
Dimensions (H/W/D)	71 mm x 44 mm x 31 mm (in-wall depth: 20 mm)
Weight	77 g

Accessories

Item no.	Product name	Type	EAN no.
140F1091	Sensor 3 m, 15 kOhm, Santoprene	Wire sensor, 2x0,75 mm ² , NTC 15 kOhm at 25 °C, Ø5x18 mm, black Santoprene (TPV), IP 67	5703466209301
140F1098	Temperature Sensor 10 m NTC 15k Santoprene		5703466210734
19121445	Sensor cable 40 m, 15 kOhm, Santoprene		5703466115015

Connection scheme



Types: DEVIreg™ 233

Item no.	Product name	Type	EAN no.
140F1020	DEVIreg™ 233	With floor sensor	5703466208984
19112321	DEVIreg™ 233	With room sensor, white front button	5703466168981

DEVIreg™ 130/132



Make it easy,
make it DEVI



light) and heating (red light) periods. The thermostats do not have wire sensor failure monitoring. Wire temperature sensor included in the set.

DEVIreg™ 130 is equipped with a wire (floor) sensor used for control of Comfort Floor Heating applications. The thermostat has a dial for adjusting the temperature setting with a numeric scale from 0, * to 5 (meaning from OFF, 5 °C to 45 °C and each step corresponds to approx. 9 °C). This type of thermostat can be used for outdoor applications too – Ice and Snow Melting on Ground, Frost Protection on Roofs, Pipe Tracing,

etc., because it doesn't have wire sensor failure monitoring.

DEVIreg™ 132 is equipped with a built-in air sensor to control the room temperature and an additional floor (wire) sensor to limit the maximum floor temperature. The main application is Total (Direct) Heating via Floor systems. The thermostat has a dial for adjusting the room temperature, with a degree scale from 0, * to 35 °C (which means from OFF, 5 °C to 35 °C). Adjusting maximum floor temperature is provided with potentiometer placed under front cover (default 35 °C).

DEVIreg™ 130/132 is a line of simple electronic 16 Amps thermostats with possibility to be installed directly on the wall. The thermostats have only one button for adjusting the temperature and for OFF mode. Furthermore, it has an LED indicator showing standby (green

Benefits:

- Low standby consumption
- Installation on the wall
- LED indication
- Frost protection
- Ice and snow melting applications

Standard compliance:

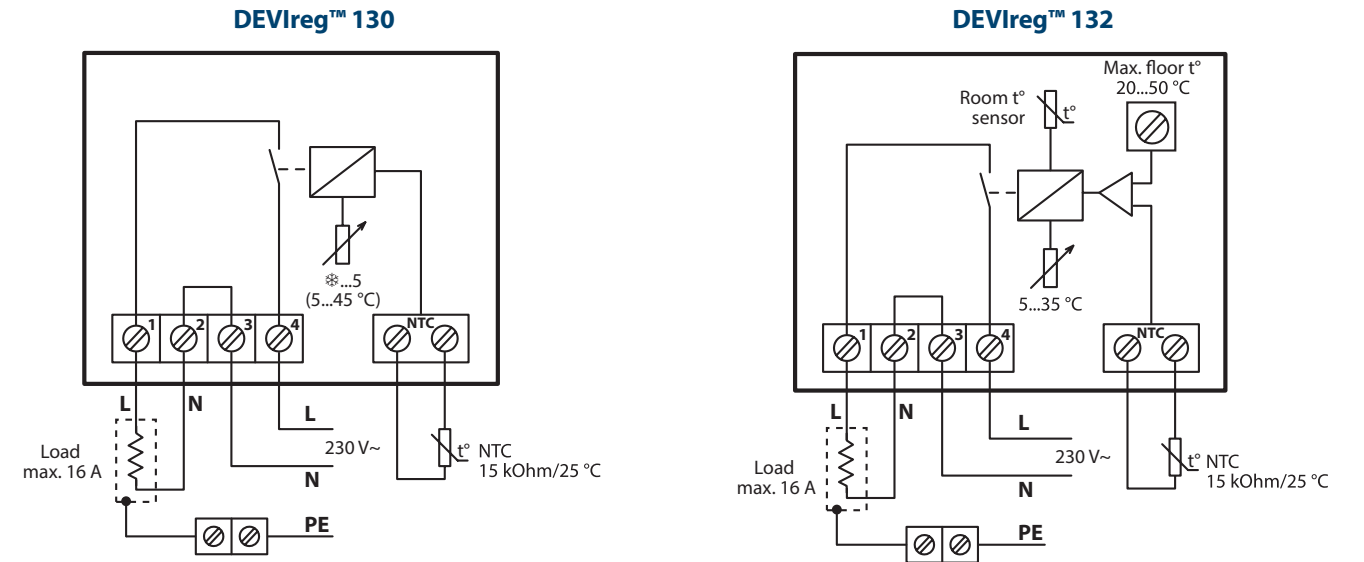
- EN/IEC 60730-1 (general)
- EN/IEC 60730-2-9 (thermostat)

Compliance symbols:



Type	Value
Operation voltage	220 - 240 V, 50/60 Hz
Standby power consumption	Max. 5 W
Resistive load	Max 16 A (3680 W) @ 230 V
Inductive load	Max. 1 A, cos φ = 0,3
Hysteresis	± 0,2 °C
Ambient temperature	-10 °C to +30 °C
Frost protection	5 °C - *
Cable specification for connector terminals	Max: 1 x 4 mm ² or 2 x 2.5 mm ²
Ball pressure test temperature	75 °C
Pollution degree	2 (domestic use)
Controller type	1 C
Storage temperature	-25 °C to 60 °C, 90% RH non-condensing
IP class	IP 30
Protection class	Class II - □
Dimensions (H/W/D)	82 x 82 x 36 mm
Weight	90 g

Connection scheme



Types: DEVIreg™ 130/132

Item no.	Product name	Temp. range	Sensor type	Marking	EAN no.
140F1010	DEVIreg™ 130	5-45 °C	Wire sensor, 3 m, NTC 15 kOhm at 25 °C	D130	5703466208953
140F1011	DEVIreg™ 132	Room: 5-35 °C, max. floor temp.: 20-50 °C (default 35 °C)	Built-in room sensor and wire sensor, 3 m, NTC 15 kOhm at 25 °C	D132	5703466208960

DEVIreg™ 530/531/532



Make it easy,
make it DEVI



Comfort Floor Heating systems. The thermostat has a dial for adjusting the temperature setting with a numeric scale from ❄️ to 6 (meaning from 5 °C to 45 °C and each step corresponds to approx. 8 °C).

DEVIreg™ 531 is a 15 Amps thermostat with a built-in air (room) sensor, used to control Direct Floor Heating systems. It has a dial for adjusting the temperature setting with a degree scale from ❄️ to 35 °C (meaning from 5 °C to 35 °C).

DEVIreg™ 532 is a 15 Amps thermostat with a built-in air (room) sensor to control the room temperature and an additional

floor (wire) sensor to limit the maximum floor temperature. The thermostat is used to control Direct Heating via Floor systems with limitation of maximum floor temperature in wooden floors and other heat sensitive floors. It has a dial for adjusting the room temperature, with a degree scale from ❄️ to 35 °C (meaning from 5 °C to 35 °C). Adjusting of the maximum floor temperature is provided by potentiometer placed under front cover (default 35 °C).

DEVIreg™ 530/531/532 is a line of simple electronic thermostats with a 2-pole switch and for flush-mounted fixing. The thermostats are used to control indoor floor heating systems. **DEVIreg™ 530** is a 15 Amps thermostat with a wire (floor) sensor, used to control

Benefits:

- 2-pole safety breaker
- Low standby consumption
- Sensor failure monitoring
- LED indication for fault
- Frost protection

Standard compliance:

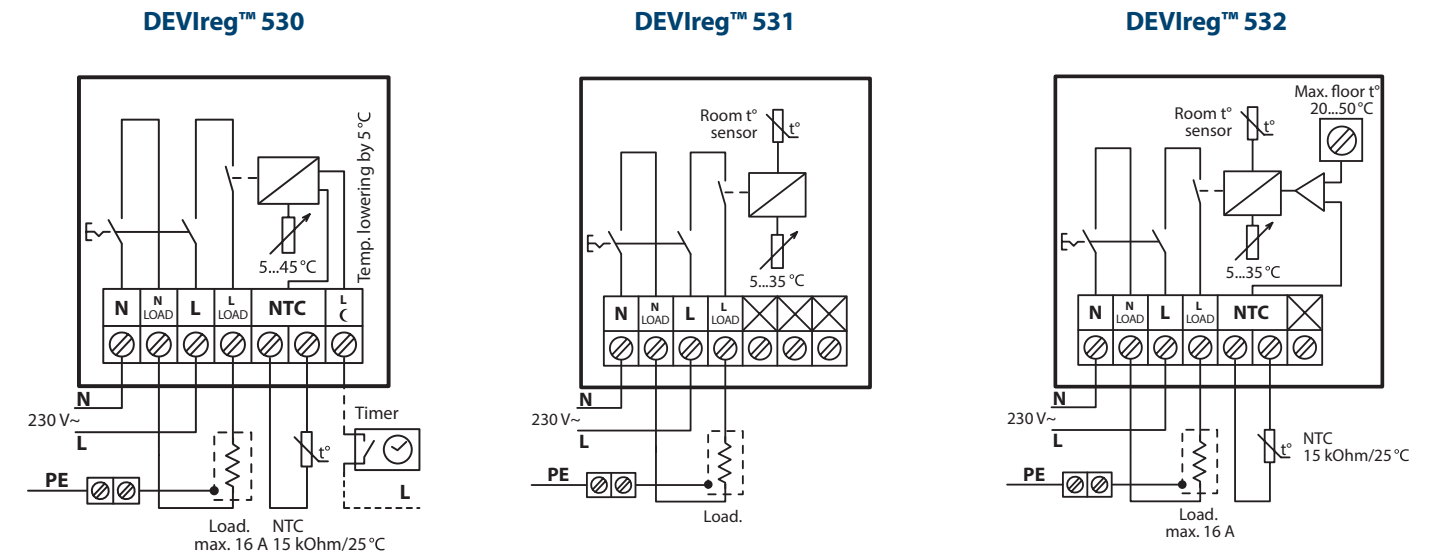
- EN/IEC 60730-1 (general)
- EN/IEC 60730-2-9 (thermostat)

Compliance symbols:



Type	Value
Operation voltage	220 - 240 V, 50/60 Hz
Standby power consumption	Max. 0,25 W
Resistive load: DEVIreg™ 530/ 531/532	Max 15 A (3450 W) @ 230 V
Inductive load	Max. 1 A, cos φ = 0,3
Hysteresis	± 0,4 °C
Sensing unit	NTC 15 kOhm at 25 °C
Ambient temperature	-10 °C to +30 °C
Frost protection	5 °C - ❄️
Cable specification for connector terminals	Max: 1 x 4 mm ² or 2 x 2.5 mm ²
Ball pressure test temperature	75 °C
Pollution degree	2 (domestic use)
Controller type	1 C
Storage temperature	-25 °C to 60 °C, 90% RH non-condensing
IP class	IP 31
Protection class	Class II - □
Dimensions (H/W/D)	85 x 85 x 36 mm
Weight	90 g

Connection scheme



Types: DEVIreg™ 530/531/532

Item no.	Product name	Frame	Temp. range	Sensor type	Marking	EAN no.
140F1030	DEVIreg™ 530	ELKO	5-45 °C	Wire sensor, 3 m, NTC 15 kOhm at 25 °C	D530	5703466208991
140F1031	DEVIreg™ 530	ELJO	5-45 °C	Wire sensor, 3 m, NTC 15 kOhm at 25 °C	D530	5703466209004
140F1032	DEVIreg™ 530	JUSSI	5-45 °C	Wire sensor, 3 m, NTC 15 kOhm at 25 °C	D530	5703466209011
140F1034	DEVIreg™ 531	ELKO	5-35 °C	Built-in room sensor	D531	5703466209035
140F1036	DEVIreg™ 531	JUSSI	5-35 °C	Built-in room sensor	D531	5703466209059
140F1037	DEVIreg™ 532	ELKO	5-35 °C room temperature; 20-50 °C floor temperature limiter (default 35 °C)	Built-in room sensor and wire sensor, (3 m, NTC 15 kOhm at 25 °C)	D532	5703466209066
140F1039	DEVIreg™ 532	JUSSI	5-35 °C room temperature; 20-50 °C floor temperature limiter (default 35 °C)	Built-in room sensor and wire sensor, (3 m, NTC 15 kOhm at 25 °C)	D532	5703466209080

DEVIreg™ Opti

DEVI  Make it easy,
by Danfoss make it DEVI



The **DEVIreg™ Opti** is an electronic thermostat with a programmable timer, designed to fulfill Eco design directive. The thermostat is primarily used for controlling electrical floor heating elements. The thermostat is designed for fixed installation only and has integrated frame.

The DEVIreg™ Opti is fast to setup and easy to operate, using buttons placed below the screen. It has an open window detection function, and energy-saving regulation program.

Benefits:


- Fulfilling the Eco design directive requirements
- Open window detection and indication
- PWM regulation function
- Weekly timer
- Low stand by consumption
- Always on, visible current room temperature
- Keeps user settings for up to 60 days

Standard compliance:

- EN/IEC 60730-1 (general)
- EN/IEC 60730-2-9 (thermostat)

Compliance symbols:



Type	Value
Operation voltage	220 - 240 V, 50/60 Hz
Standby power consumption	< 0,5 W
Resistive load	13A / 2990W @ 230V
Inductive load	1A (Cos Φ = 0,3)
Sensing unit	NTC 15 kΩ @ 25 °C, 3 m.
Regulation	PWM - Pulse Width Modulation
Ambient temperature	0 °C to 35 °C
Frost protection	5 °C to 9 °C (default 5 °C)
Temperature range	5 °C to 35 °C (room) 5 °C to 35 °C (45 °C with break out) (floor)
Storage temperature	-25 °C to 60 °C, 90% RH non-condensing
Cable specification for connector terminals	Max: 1 x 4 mm ² or 2 x 2.5 mm ²
Ball pressure test temperature	75 °C
Pollution degree	2 (domestic use)
Controller type	1 B
Software class	A
IP class	21
Protection class	Class II - 
Battery type or Name	Coin battery Manganese Lithium
Dimensions (H/W/D)	85 mm x 85 mm x 44 mm (in-wall depth: 24 mm)
Weight	138 g

Types: DEVIreg™ Opti

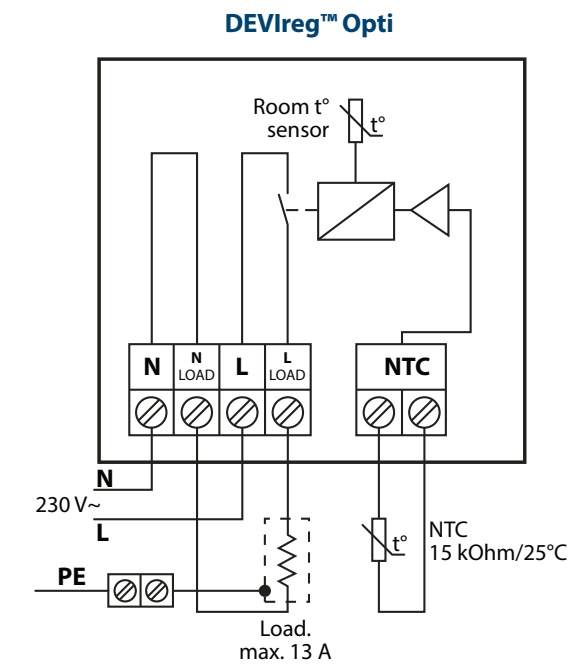
Item no.	Product name	Type	EAN no.
140F1055	DEVIreg™ Opti - Pure White	RAL 9010	5703466243152

Make it easy,
make it DEVI

Accessories

Item no.	Product name	Type	EAN no.
140F1091	Sensor 3 m, 15 kΩm, Santoprene	Wire sensor, 2x0,75 mm ² , NTC 15 kΩm at 25 °C, Ø5x18 mm, black Santoprene (TPV), IP 67	5703466209301
140F1098	Temperature Sensor 10 m NTC 15k Santoprene		5703466210734
19121445	Sensor cable 40 m, 15 kΩm, Santoprene		5703466115015

Connection scheme



DEVIreg™ Basic

DEVI  Make it easy,
by Danfoss make it DEVI

Make it easy,
make it DEVI

Product
is covered
by EPD



DEVIreg™ Basic is an intuitive programmable timer thermostat, for floor temperature control, complying with Eco design Lot 20, used for controlling electric floor heating elements. The thermostat is designed for fixed installation only. Due to the special designed 2-part construction it fits a wide range of frames in the 55 mm x 55 mm. The thermostat features

a dial for manual temperature setting, feature enabling and intuitive control. **DEVIreg™ Basic** is fast and intuitive to setup using the in app wizard. It has an energy-saving program - including an optimum start (pre-heat) control ensuring the desired temperature, at the correct time and thereby reducing the heating costs significantly.

Benefits:


- Eco design compliant Lot 20
- Works out of box
- Bluetooth thermostat
- In app setup wizard
- Fit Multiple 55x55 frames
- 7 day, 3 periods programmable
- Sensor failure monitoring
- Adaptive PWM control
- Pre-Heating
- Multilanguage app
- Shine through indicators
- Quick exchange system
- Tested best in class design

Standard compliance:

- Radio Equipment Directive
- LVD 60730-1, -2-7 and -2-9
 - EMC EN 301 489 -1 and -17
 - RF EN 300328

Compliance symbols:

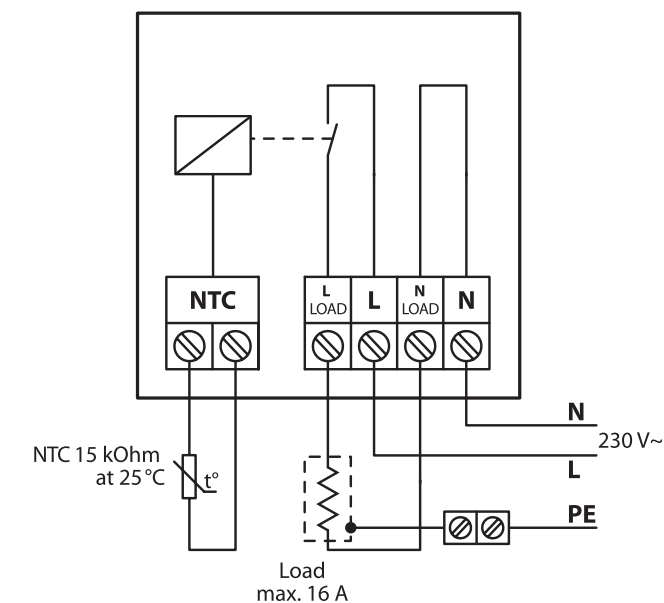


Type	Value
Nominal voltage	220 - 240 V, 50/60 Hz
Standby power consumption, max	0,2 W
Relay:	
Resistive load	16A / 3680W @ 230V
Inductive load	Cos Φ = 0.3 max. 1A
Compatible sensors	NTC 15 kΩ @ 25 °C, 3 m. (default)
Regulation	PWM - Pulse Width Modulation
Frost protection	4 °C - 14 °C (default 5 °C)
Temperature range	5 °C to 35 °C (45 °C with break out) (floor)
Cable specification for connector terminals	Max: 1 x 4 mm ² or 2 x 2.5 mm ²
Ball pressure test	75 °C
Pollution degree	2 (domestic use)
Software class	A
Controller type	1 B
Storage temperature and conditions	-25 °C to 60 °C, 90% RH non-condensing
Operating temperatures and conditions	0 °C to 35 °C, 90% RH non-condensing
IP class	21
Protection class	Class II - 
Immunity against voltage surges	Over Voltage Category III
Battery type or Name	Coin battery Manganese Lithium
Dimensions (H/W/D):	85 mm x 85 mm x 20-24 mm (in-wall depth: 22mm)
Weight, net	194 g

Accessories

Item no.	Product name	Type	EAN no.
140F1091	Sensor 3 m, 15 kOhm, Santoprene	Wire sensor, 2x0,75 mm ² , NTC 15 kOhm at 25 °C, Ø5x18 mm, black Santoprene (TPV), IP 67	5703466209301
140F1098	Temperature Sensor 10 m NTC 15k Santoprene		5703466210734
19121445	Sensor cable 40 m, 15 kOhm, Santoprene		5703466115015

Connection scheme



Types: DEVIreg™ Basic

Item no.	Product name	Type	EAN no.
140F1160	DEVIreg™ Basic	Ecodesign programmable thermostat with NTC 15 kΩ @ 25°C, 3 m sensor in box	5703466250372



App:

DEVIreg™ Basic Polar white

DEVI  Make it easy,
by Danfoss make it DEVI

Make it easy,
make it DEVI

Product
is covered
by EPD



DEVIreg™ Basic Polar white is an intuitive programmable timer thermostat, for floor temperature control, complying with Eco design Lot 20, used for controlling electric floor heating elements. The thermostat is designed for fixed installation only. Due to the special designed 2-part construction it fits a wide range of frames in the 55 mm x 55 mm. The thermostat features a dial

for manual temperature setting, feature enabling and intuitive control. **DEVIreg™ Basic Polar white** is fast and intuitive to setup using the in app wizard. It has an energy-saving program - including an optimum start (pre-heat) control ensuring the desired temperature, at the correct time and thereby reducing the heating costs significantly.

Benefits:


- Eco design compliant Lot 20
- Works out of box
- Bluetooth thermostat
- In app setup wizard
- Fit Multiple 55x55 frames
- 7 day, 3 periods programmable
- Sensor failure monitoring
- Adaptive PWM control
- Pre-Heating
- Multilanguage app
- Shine through indicators
- Quick exchange system
- Tested best in class design

Standard compliance:

- Radio Equipment Directive
- LVD 60730-1, -2-7 and -2-9
 - EMC EN 301 489 -1 and -17
 - RF EN 300328

Compliance symbols:

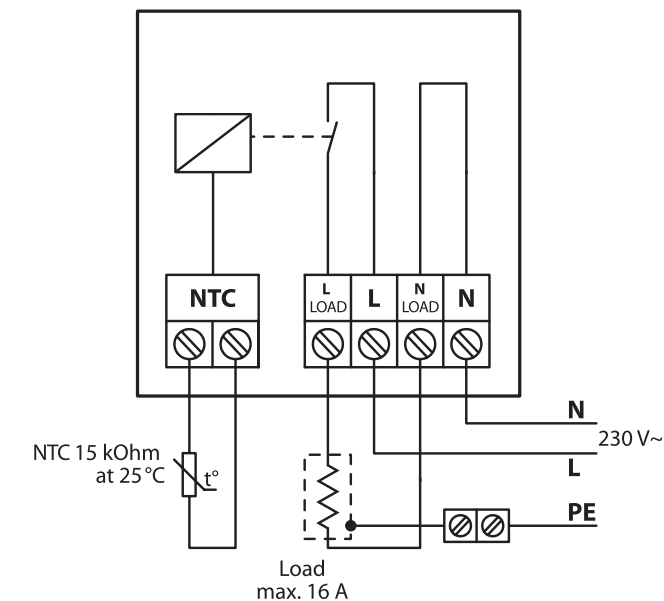


Type	Value
Nominal voltage	220 - 240 V, 50/60 Hz
Standby power consumption, max	0,2 W
Relay:	
Resistive load	16A / 3680W @ 230V
Inductive load	Cos Φ = 0.3 max. 1A
Compatible sensors	NTC 15 kΩ @ 25 °C, 3 m. (default)
Regulation	PWM - Pulse Width Modulation
Frost protection	4 °C - 14 °C (default 5 °C)
Temperature range	5 °C to 35 °C (45 °C with break out) (floor)
Cable specification for connectors terminals	Max: 1 x 4 mm ² or 2 x 2.5 mm ²
Ball pressure test	75 °C
Pollution degree	2 (domestic use)
Software class	A
Controller type	1 B
Storage temperature and conditions	-25 °C to 60 °C, 90% RH non-condensing
Operating temperatures and conditions	0 °C to 35 °C, 90% RH non-condensing
IP class	21
Protection class	Class II - 
Immunity against voltage surges	Over Voltage Category III
Color	RAL9016 Polar white
Battery type or Name	Coin battery Manganese Lithium
Dimensions (H/W/D):	85 mm x 85 mm x 20-24 mm (in-wall depth: 22mm)
Weight, net	194 g

Accessories

Item no.	Product name	Type	EAN no.
140F1091	Sensor 3 m, 15 kOhm, Santoprene	Wire sensor, 2x0,75 mm ² , NTC 15 kOhm at 25 °C, Ø5x18 mm, black Santoprene (TPV), IP 67	5703466209301
140F1098	Temperature Sensor 10 m NTC 15k Santoprene		5703466210734
19121445	Sensor cable 40 m, 15 kOhm, Santoprene		5703466115015

Connection scheme



Types: DEVIreg™ Basic Polar white

Item no.	Product name	Type	EAN no.
140F1164	DEVIreg™ Basic Polar white	Ecodesign programmable thermostat with NTC 15 kΩ @ 25°C, 3 m sensor in box	5703466252123



App:

DEVIreg™ Room

DEVI  Make it easy,
by Danfoss make it DEVI

Make it easy,
make it DEVI

Product
is covered
by EPD



DEVIreg™ Room is an intuitive programmable timer thermostat, for combined, room or floor temperature control, complying with Eco design Lot 20, used for controlling electrical floor heating elements, according to the room temperature. The thermostat is designed for fixed installation only. Due to the special designed 2-part construction it fits a wide range of frames. The thermostat features

a dial for manual temperature setting, feature enabling and intuitive control. **DEVIreg™ Room** is fast and intuitive to setup using the in app wizard. It has an energy saving program - including an optimum start (pre-heat) control ensuring the desired temperature, with a wide range of floor sensors, at the correct time and thereby reducing the heating costs significantly.

Benefits:

- Eco design compliant Lot 20
- Works out of box
- Bluetooth thermostat
- In app setup wizard
- Fits extensive frame selection
- Compatible with 7 sensors types
- Sensor failure monitoring
- Adaptive PWM control
- Pre Heating
- Multilanguage app
- Shine through indicators
- Quick exchange system
- Multiple control modes
- Tested best in class design

Standard compliance:

- Radio Equipment Directive
- LVD 60730-1, -2-7 and -2-9
 - EMC EN 301 489 -1 and -17
 - RF EN 300328

Compliance symbols:



Type	Value
Nominal voltage	220 V- 240V~ 50/60 Hz
Standby power consumption, max	0,2 W
Relay:	
Resistive load	16A / 3680W @ 230V
Inductive load	Cos Φ = 0.3 max. 1A
Compatible sensors	NTC 15 kΩ @ 25 °C, 3 m. (default), NTC 2 kΩ @ 25 °C NTC 6.8 kΩ @ 25 °C, NTC 10 kΩ @ 25 °C, NTC 12 kΩ @ 25 °C, NTC 33 kΩ @ 25 °C, NTC 47 kΩ @ 25 °C
Regulation	PWM - Pulse Width Modulation
Frost protection	4 °C - 14 °C (default 5 °C)
Temperature range	15 °C to 35 °C (room) 5 °C to 35 °C (45 °C with break out) (floor)
Cable specification for connector terminals	Max: 1 x 4 mm ² or 2 x 2.5 mm ²
Ball pressure test	75 °C
Pollution degree	2 (domestic use)
Software class	A
Controller type	1 B
Storage temperature and conditions	-25 °C to 60 °C, 90% RH non-condensing
Operating temperatures and conditions	0 °C to 35 °C, 90% RH non-condensing
IP class	21
Protection class	Class II - □
Immunity against voltage surges	Over Voltage Category III
Battery type or Name	Coin battery Manganese Lithium
Dimensions (H/W/D):	85 mm x 85 mm x 20-24 mm (in-wall depth: 22mm)
Weight, net	204 g
Battery back-up time, min.	1 hour

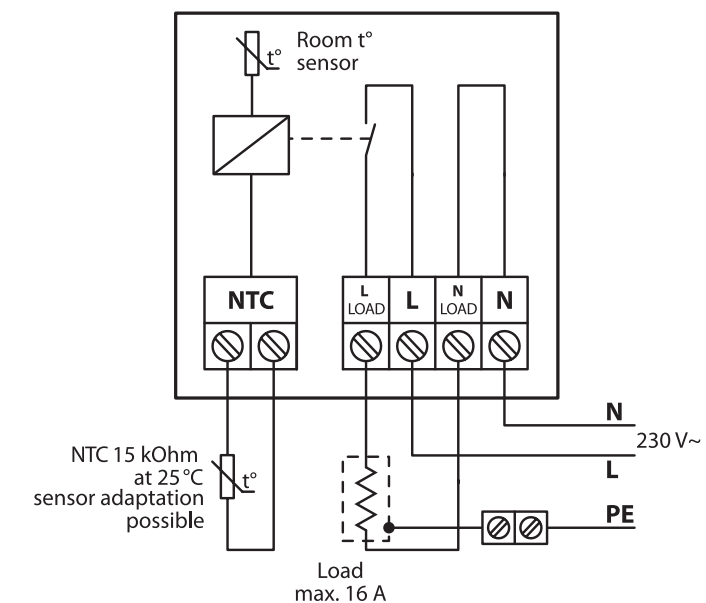
Types: DEVIreg™ Room

Item no.	Product name	Type	EAN no.
140F1161	DEVIreg™ Room	Ecodesign prog. room thermostat with NTC 15 kΩ @ 25°C, 3 m sensor in box	5703466250389

Accessories

Item no.	Product name	Type	EAN no.
140F1091	Sensor 3 m, 15 kΩm, Santoprene	Wire sensor, 2x0,75 mm ² , NTC 15 kΩm at 25 °C, Ø5x18 mm, black Santoprene (TPV), IP 67	5703466209301
140F1098	Temperature Sensor 10 m NTC 15k Santoprene		5703466210734
19121445	Sensor cable 40 m, 15 kΩm, Santoprene		5703466115015

Connection scheme



App:

DEVIreg™ Room Polar white

DEVI  Make it easy,
by Danfoss make it DEVI

Make it easy,
make it DEVI

Product
is covered
by EPD



DEVIreg™ Room Polar white is an intuitive programmable timer thermostat, for combined, room or floor temperature control, complying with Eco design Lot 20, used for controlling electrical floor heating elements, according to the room temperature. The thermostat is designed for fixed installation only. Due to the special designed 2-part construction it fits a wide range of frames. The thermostat features

a dial for manual temperature setting, feature enabling and intuitive control. **DEVIreg™ Room Polar white** is fast and intuitive to setup using the in app wizard. It has an energy saving program - including an optimum start (pre-heat) control ensuring the desired temperature, with a wide range of floor sensors, at the correct time and thereby reducing the heating costs significantly.

Benefits:

- Eco design compliant Lot 20
- Works out of box
- Bluetooth thermostat
- In app setup wizard
- Fits extensive frame selection
- Compatible with 7 sensors types
- Sensor failure monitoring
- Adaptive PWM control
- Pre Heating
- Multilanguage app
- Shine through indicators
- Quick exchange system
- Multiple control modes
- Tested best in class design

Standard compliance:

- Radio Equipment Directive
- LVD 60730-1, -2-7 and -2-9
 - EMC EN 301 489 -1 and -17
 - RF EN 300328

Compliance symbols:



Type	Value
Nominal voltage	220 V- 240V~ 50/60 Hz
Standby power consumption, max	0,2 W
Relay:	
Resistive load	16A / 3680W @ 230V
Inductive load	Cos Φ = 0.3 max. 1A
Compatible sensors	NTC 15 kΩ @ 25 °C, 3 m. (default), NTC 2 kΩ @ 25 °C NTC 6.8 kΩ @ 25 °C, NTC 10 kΩ @ 25 °C, NTC 12 kΩ @ 25 °C, NTC 33 kΩ @ 25 °C, NTC 47 kΩ @ 25 °C
Regulation	PWM - Pulse Width Modulation
Frost protection	4 °C - 14 °C (default 5 °C)
Temperature range	15 °C to 35 °C (room) 5 °C to 35 °C (45 °C with break out) (floor)
Cable specification for connectors terminals	Max: 1 x 4 mm ² or 2 x 2.5 mm ²
Ball pressure test	75 °C
Pollution degree	2 (domestic use)
Software class	A
Controller type	1 B
Storage temperature and conditions	-25 °C to 60 °C, 90% RH non-condensing
Operating temperatures and conditions	0 °C to 35 °C, 90% RH non-condensing
IP class	21
Protection class	Class II - □
Immunity against voltage surges	Over Voltage Category III
Color	RAL9016 Polar white
Battery type or Name	Coin battery Manganese Lithium
Dimensions (H/W/D):	85 mm x 85 mm x 20-24 mm (in-wall depth: 22mm)
Weight, net	204 g
Battery back-up time, min.	1 hour

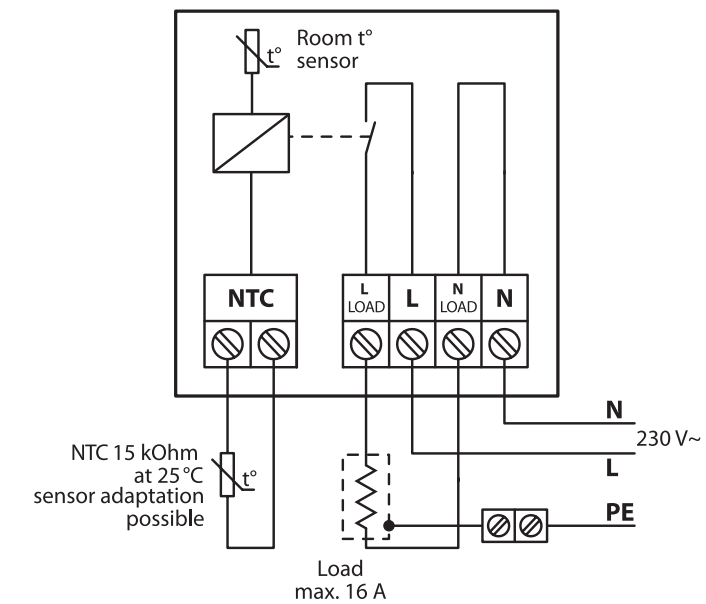
Types: DEVIreg™ Room Polar white

Item no.	Product name	Type	EAN no.
140F1165	DEVIreg™ Room Polar white	Ecodesign prog. room thermostat with NTC 15 kΩ @ 25°C, 3 m sensor in box	5703466252147

Accessories

Item no.	Product name	Type	EAN no.
140F1091	Sensor 3 m, 15 kΩm, Santoprene	Wire sensor, 2x0,75 mm ² , NTC 15 kΩm at 25 °C, Ø5x18 mm, black Santoprene (TPV), IP 67	5703466209301
140F1098	Temperature Sensor 10 m NTC 15k Santoprene		5703466210734
19121445	Sensor cable 40 m, 15 kΩm, Santoprene		5703466115015

Connection scheme



App:

DEVIreg™ Touch

DEVI  Make it easy,
by Danfoss make it DEVI

Make it easy,
make it DEVI



The **DEVIreg™ Touch** is an intuitive programmable timer thermostat used for controlling electrical floor heating elements. The thermostat is designed for fixed installation only and due to the special designed 2-part construction it fits a wide range of frames and sensors.

The DEVIreg™ Touch is fast and intuitive to setup using the built-in wizard. It has an energy-saving program – including an optimum start/end control ensuring the desired temperature at the correct time and thereby reducing the heating costs.

Benefits:


- Big 2" touch screen
- Built-in setup wizard
- Easy and intuitive functionalities
- Adaptive PWM function
- Fits several single and multiple frames
- Fits several competitor NTC sensors
- Optional code setup
- Easy online troubleshooting

Standard compliance:

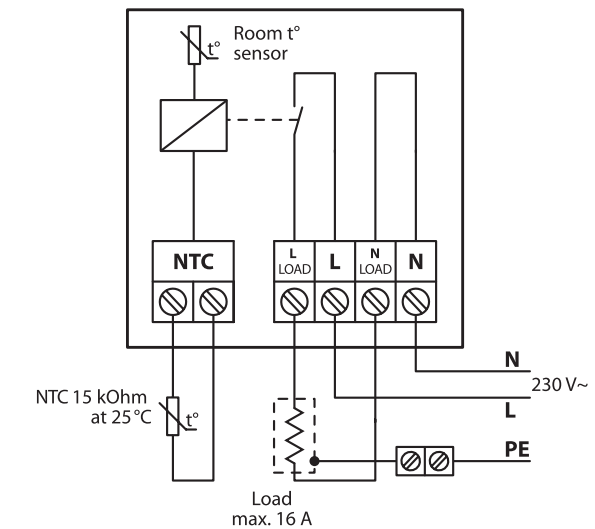
- EN/IEC 60730-1 (general)
- EN/IEC 60730-2-9 (thermostat)

Compliance symbols:



Type	Value
Operation voltage	220 V- 240V~ 50/60 Hz
Standby power consumption	max. 0.40 W
Relay:	
Resistive load	16A / 3680W @ 230V
Inductive load	Cos Φ = 0.3 max. 1A
Sensing unit	NTC 15 kΩ @ 25 °C, 3 m. (default), NTC 10 kΩ @ 25 °C, NTC 6.8 kΩ @ 25 °C, NTC 33 kΩ @ 25 °C, NTC 12 kΩ @ 25 °C, NTC 47 kΩ @ 25 °C
Regulation	PWM - Pulse Width Modulation
Ambient temperature	0 °C to 30 °C
Frost protection	5 °C to 9 °C (default 5 °C)
Temperature range	5 °C to 35 °C (room) 5 °C to 35 °C (45 °C with break out) (floor)
Storage temperature	-25 °C to 60 °C, 90% RH non-condensing
Cable specification for connector terminals	Max: 1 x 4 mm ² or 2 x 2.5 mm ²
Ball pressure test temperature	75 °C
Pollution degree	2 (domestic use)
Controller type	1 B
Software class	A
IP class	21
Battery type or Name	Coin battery Manganese Lithium
Protection class	Class II - 
Dimensions (H/W/D)	85 mm x 85 mm x 20-24 mm (in-wall depth: 22 mm)
Weight	115 g

Connection scheme



Polar White



Pure Black



Ivory



Pure White



Types: DEVIreg™ Touch

Item no.	Product name	Type	Language	EAN no.
140F1065	DEVIreg™ Touch - Pure White	Frameless RAL 9010	1	5703466215142
140F1064	DEVIreg™ Touch - Pure White	With design Frame RAL 9010	1	5703466215135
140F1068	DEVIreg™ Touch - Pure White	With design Frame RAL 9010	2	5703466225592
140F1071	DEVIreg™ Touch - Polar White	With design Frame RAL 9016	1	5703466225615
140F1069	DEVIreg™ Touch - Pure Black	With design Frame RAL 9005	1	5703466225608
140F1078	DEVIreg™ Touch - Ivory	With design Frame RAL 1013	1	5703466235492
140F1067	Frame for DEVIreg™ Touch - Pure white	With design Frame RAL 9010		5703466221983

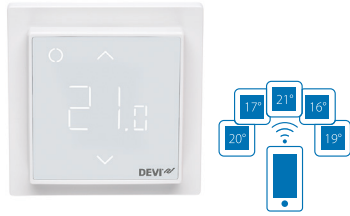
1 - Contains languages: Bulgarian, Czech, Danish, English, Estonian, Finnish, French, German, Latvian, Lithuanian, Norwegian, Polish, Romanian, Russian, Slovenian, Slovak, Swedish, Ukrainian.

2 - Contains languages: Chinese, Croatian, Dutch, English, Hungarian, Italian, Portuguese, Serbian, Spanish, Turkish.

DEVIreg™ Smart

DEVI  Make it easy,
by Danfoss make it DEVI

Make it easy,
make it DEVI



The **DEVIreg™ Smart** is an intuitive programmable timer thermostat to be connected to Wi-Fi and DEVIsmart™ App controllable from anywhere, at any time. The thermostat is primarily used for controlling electrical floor heating elements. The thermostat is designed for fixed installation only and due to the special designed 2-part

construction it fits a wide range of frames and sensors. The DEVIreg™ Smart is fast and intuitive to setup using the App wizard. It has an open window detector and energy-saving program including an optimum start/end control ensuring the desired temperature at the correct time and thereby reducing the heating costs.

Benefits:


- Wi-Fi Connectivity
- Remote Controllable via DEVIsmart™ App
- A single DEVIreg™ Smart thermostat can be paired with up to 10 mobile devices using DEVIsmart™ App
- Can communicate with two mobile devices simultaneously
- Adaptive PWM function
- Fits many foreign single and multiple frames
- Fits many foreign competitive NTC sensors

Standard compliance:

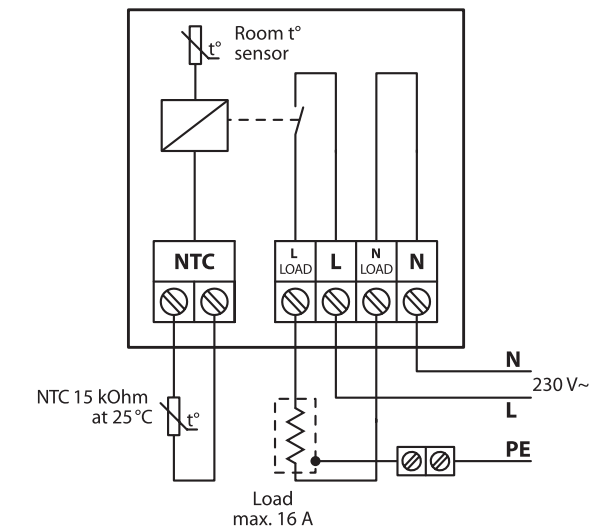
- EN/IEC 60730-1 (general)
- EN/IEC 60730-2-9 (thermostat)
- EN 300 328 (Wi-Fi)

Compliance symbols:



Type	Value
Operation voltage	220 V- 240 V~ 50/60 Hz
Standby power consumption	max. 0,40 W
Relay: Resistive load Inductive load	16A / 3680 W @ 230 V 1A (Cos Φ = 0,3)
Sensing unit	NTC 15 kΩ @ 25 °C, 3 m. (default), NTC 6,8 kΩ @ 25 °C, NTC 10 kΩ @ 25 °C, NTC 12 kΩ @ 25 °C, NTC 33 kΩ @ 25 °C, NTC 47 kΩ @ 25 °C
Regulation	PWM - Pulse Width Modulation
Ambient temperature	0 °C to 30 °C
Frost protection	5 °C to 9 °C (default 5 °C)
Temperature range	5 °C to 35 °C (room) 5 °C to 35 °C (45°C with break out) (floor)
Storage temperature	-25 °C to 60 °C, 90% RH non-condensing
Cable specification for connector terminals	Max: 1 x 4 mm ² or 2 x 2.5 mm ²
Ball pressure test temperature	75 °C
Pollution degree	2 (domestic use)
Controller type	1 B
Software class	A
Expected Wi-Fi data use	125 kByte / 24h, 3,9 Mb / month
IP class	21
Protection class	Class II - 
Battery type or Name	Coin battery Manganese Lithium
Dimensions (H/W/D)	85 mm x 85 mm x 20-24 mm (in-wall depth: 22 mm)
Weight	127 g
DEVIsmart™ App	1 App can control up to 40 thermostats 10 Apps can be connected to 1 thermostat 2 Apps can control one thermostat at the same time

Connection scheme



Pure White



Polar White



Ivory



Pure Black



Types: DEVIreg™ Smart

Item no.	Product name	Type	EAN no.
140F1140	DEVIreg™ Smart - Polar White	RAL 9016	5703466239629
140F1141	DEVIreg™ Smart - Pure White	RAL 9010	5703466239636
140F1142	DEVIreg™ Smart - Ivory	RAL 1013	5703466239643
140F1143	DEVIreg™ Smart - Pure Black	RAL 9005	5703466239650
140F1067	Frame for DEVIreg™ Touch - Pure white	RAL 9010	5703466221983



Try it!
Download the
DEVIsmart™ App

DEVIreg™ Hotwater



Make it easy,
make it DEVI



DEVIreg™ Hotwater is an electronic programmable controller with 4 channels for on DIN rail mounting. Every channel can be set individually to maintain hot water with the option to disinfect manually, or on a schedule. The channels sensors can be selected between 7 different temperature sensors including NTC 15 kOhm at 25°C. Building Management System (BMS) control is

possible through the Modbus RS485 serial interface. **DEVIreg™ Hotwater** has been developed to give the user easy setup, control of their hot water system, along with the option to disinfect. The controller allows up to 4 channels to be operated, each capable of controlling a separate pipe system. 2 sensors have to be used to measure the temperature for each channel.

Benefits:

- 4 independent channels
- 2 control modes:
- Hot water maintenance
- Hot water maintenance with disinfection
- user definable accuracy
- Compatible with 7 sensors types
- Sensor failure monitoring
- Accurate temperature control
- Alarm functions
- Multilanguage menu
- Graphic LCD display
- BMS control

Standard compliance:

- Low Voltage Directive 2014/35/EU
- EMC Directive 2014/30/EU
- EN/IEC 60730-1 + EN/IEC 60730-2-9

Compliance symbols:

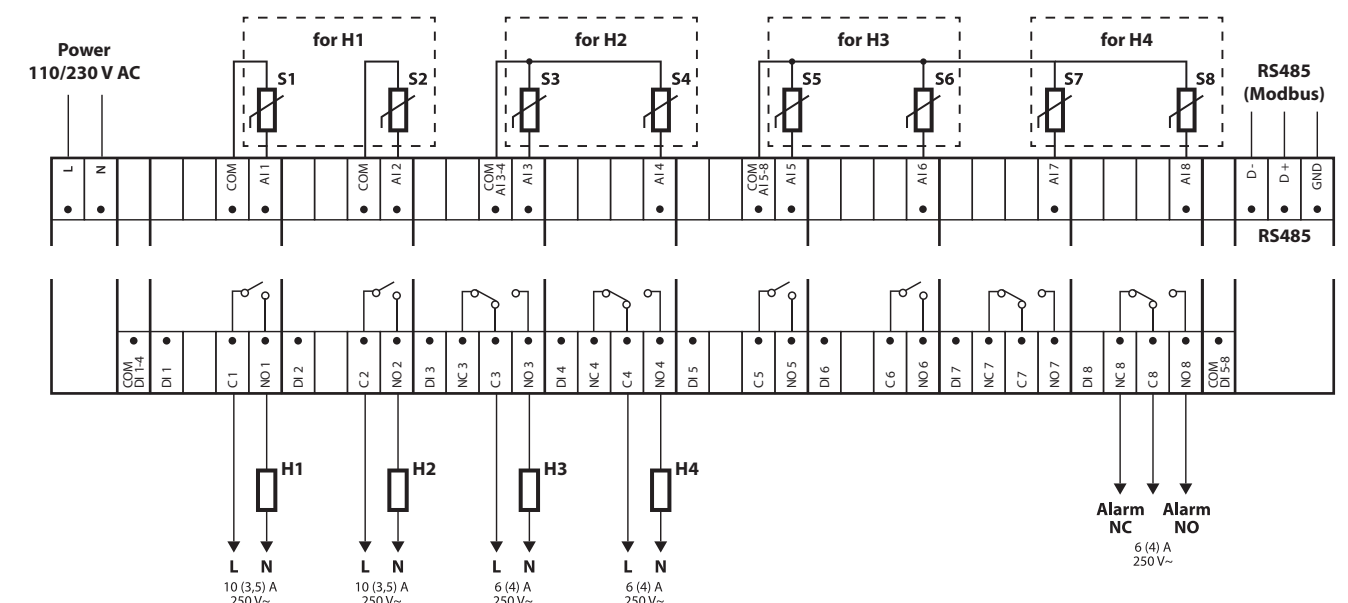


Type	Value
Nominal voltage	110/230 V AC, 50–60 Hz
Power consumption, max.	20 V A
Relay load: Resistive (inductive, cos(phi sign) = 0,6) Total current load limit C1-NO1, C2-NO2 C3-NO3-NC3, C4-NO4-NC4 C8-NO8-NC8	32 A 10 (3,5) A (100 000 cycles) 6 (4) A (100 000 cycles) 6 (4) A (100 000 cycles)
Sensor inputs	Analog inputs AI1-AI8
Compatible sensors	NTC15k (15 kOhm @ 25 °C) (standard) NTC10k (10 kOhm @ 25 °C) NTC5k (5 kOhm @ 25 °C) NTC2k (2 kOhm @ 25 °C) NTC100 (100 kOhm @ 25 °C) NTC16k (16,7 kOhm @ 100 °C) PT1000 (1000 Ohm @ 0 °C)
Digital inputs	DI1-DI8, voltage free contacts, on/off inputs
Connection specification	Grouped screws plug-in connectors
Cable specification for connector terminals	0,2-2,5 mm ²
Battery back-up time, min.	48 hours
Ball pressure test	125 °C
Pollution degree	2 (domestic use)
Controller type	1 C
Operating temperatures and conditions	CE: -20T60 / UL: 0T55, 90% RH non-condensing
Storage temperature and conditions	-30T85, 90% RH non-condensing
IP class	IP40 only on the front cover
Protection class	Class II - □
Immunity against voltage surges	Over Voltage Category II
Dimensions (H/W/D), DIN dimension :	110(122) x 138 x 70 mm, 8 DIN modules
Mounting method	DIN rail, complying with EN 60715
Weight, net	511 g
Menu languages:	GB,DE,BG,CZ,DK,ES,EE,FI,FR,HR,HU,LT,LV, NL,NO,PL,PT,RO,RU,SE,SR,SI,SK,TR,UA,CN.
Base controller	Danfoss MCX08M2\
Software class	A

Accessories

Item no.	Product name	Description	EAN no.
140F1091	Sensor 3 m, 15 kOhm, Santoprene	Wire sensor, 2x0,75 mm ² , NTC 15 kOhm at 25 °C, Ø5x18 mm, black Santoprene (TPV), IP 67	5703466209301
140F1098	Temperature Sensor 10 m NTC 15k Santoprene		5703466210734
19121445	Sensor cable 40 m, 15 kOhm, Santoprene		5703466115015
140F1092	Outdoor sensor 2,5 m, 15 kOhm, PVC	Wire sensor, 2x0,75 mm ² , NTC 15 kOhm at 25 °C, Ø10 mm, white PVC outer sheath, IP 67	5703466209318
140F1097	Silicon sensor for DEVIreg™ 330 (60-160 °C), NTC 16,1 kOhm @ 100 °C	Wire silicon sensor, 2,5 m, 2x0,75 mm ² , NTC 16,1 kOhm at 100 °C, IP 65	5703466209707

Connection scheme



S - temperature Sensor;

Types: DEVIreg™ Hotwater

Item no.	Product name	Type	EAN no.
140F1133	DEVIreg™ Hotwater	Programmable controller with 2 Wire sensor NTC 15 kOhm at 25 °C, 3 m	5703466249680

DEVireg™ Plug-in

DEVI 
by Danfoss

Make it easy,
make it DEVI



DEVireg™ Plug-in is an electronic thermostat to be installed in indoor directly to a socket. Plug in design make it easy to install and connect ready-made cables with Schuko

plug like **DEVipeheat 10 V2 or V3**. Used primarily for controlling a lower temperature range as by frost protection. A wire sensor must be used to measure and control the desired temperature.

Benefits:


- Plug in and go
- ON/OFF switch
- LED indicator
- Low temperature area

Standard compliance:

- EN/IEC 60730-1 (general)
- EN/IEC 60730-2-9 (thermostat)

Compliance symbols:



Type	Value
Nominal voltage	220 V- 240V~ 50/60 Hz
Relay:	
Resistive load	16A / 3680W @ 230V
Inductive load	Cos Φ = 0.3 max. 1A
Compatible sensors	NTC 10 k Ω @ 25°C, 3 m.
Hysteresis	\pm 0,5 °C
Temperature range	+3 °C to +15 °C (Default is +5 °C)
Ambient temperature	0° to +50°C
Controller type	1 B
Storage temperature and conditions	-25°C to 60°C, 90% RH non-condensing
IP Class	20
Protection class	Class II - 
Dimensions	70 x 41,5 x 140 mm
Weight, net	270 g

Types: DEVireg™ Plug-in

Item no.	Product name	Type	EAN no.
140F1134	DEVireg™ Plug-in	Temp. range. +3 °C to +15 °C incl. wire sensor	5703466251232

DEVIreg™ 330



Make it easy,
make it DEVI



DEVIreg™ 330 has a relay with 2 contact pairs - NO (normally opened) and NC (normally closed), and are supposed to be used for heating and cooling systems. Additionally, NO and NC contact pairs are not wetted by a voltage source inside the thermostats, and can be used for control systems with any voltage up to 250 V.

The series is designed with thermostats in three temperature range.

DEVIreg™ 330 (-10 - +10°C) is used primarily for controlling a lower temperature range such as frost protection. This thermostat has a button to adjust the temperature setting with a scale from -10 °C to +10 °C. Special outdoor white wire sensor included in a set.

DEVIreg™ 330 (5 - 45°C) is used primarily for controlling lower temperature range such as frost protection and for cooling, Comfort Floor Heating, Total (Direct) Floor Heating, Ice and Snow Melting on Ground, Frost Protection on Roofs, Pipe Tracing, etc. The thermostat has a button to adjust the temperature setting with a scale from 5 °C to 45 °C. This type has temperature lowering in economy periods mode by using external timer.

DEVIreg™ 330 (60 - 160°C) is used primarily for high temperature maintenance in pipe heating systems. The thermostat has a button to adjust the temperature setting with a scale from 60 °C to 160 °C. Special high temperature silicon wire sensor included in a set.

DEVIreg™ 330 is a line of simple electronic thermostats to be installed in electric cabinets with DIN rail attachment. To measure and control the desired temperature either a wire sensor (in the set) or an external indoor/outdoor air sensor must be used. The thermostat must be installed via an all-pole disconnection switch. It has a LED indicating showing standby (green light) and heating (red light) periods.

Benefits:

- For DINrail mounting
- Low temperature area
- Low standby consumption
- LED indicator

Standard compliance:

- EN/IEC 60730-1 (general)
- EN/IEC 60730-2-9 (thermostat)

Compliance symbols:



Type	Value
Operation voltage	220 - 240 V, 50/60 Hz
Standby power consumption	Max. 0,25 W
Resistive load	Max 16 A (3680 W) @ 230 V
Inductive load	Max. 1 A, cos φ = 0,3
Ambient temperature	-10 °C to +50 °C
Cable specification for connector terminals	Max: 1 x 4 mm ² or 2 x 2.5 mm ²
Storage temperature	-25 °C to 60 °C, 90% RH non-condensing
IP class	20
Protection class	Class II - □
Dimensions (H/W/D)	85 x 36 x 58 mm
Weight	83 g



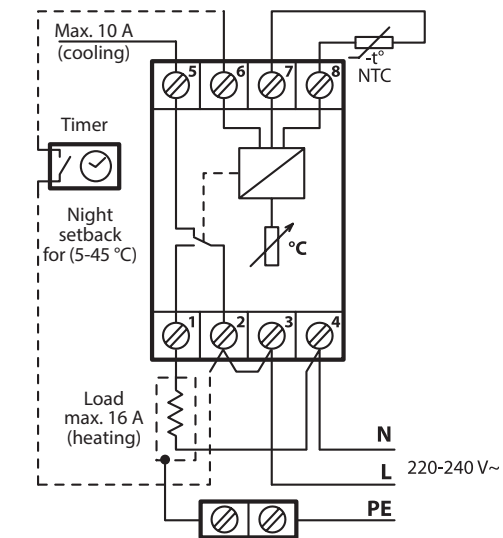
Types: DEVIreg™ 330

Item no.	Product name	Temp. range	Sensor type	Night setback	Hysteresis	Marking	EAN no.
140F1072	DEVIreg™ 330 (5 - 45 °C)	5 °C to 45 °C	Wire sensor, 3 m, NTC 15 kOhm at 25 °C	5 °C	± 0,2 °C	D330	5703466209226
140F1070	DEVIreg™ 330 (-10 - +10 °C)	-10 °C to +10 °C	Wire sensor, 3 m, NTC 15 kOhm at 25 °C	-	± 0,2 °C	D330	5703466209219
140F1073	DEVIreg™ 330 (60 -160 °C)	60 °C to 160 °C	Wire sensor, silicone, 2,5 m, NTC 16,1 kOhm at 100 °C	-	± 0,4 °C	D330	5703466209233

Accessories

Item no.	Product name	Description	EAN no.
140F1095	Room sensor, 426-frame	85 x 85 x 30 mm, NTC 15 kOhm at 25 °C, IP 20	5703466209684
140F1096	Outdoor sensor IP44	80 x 50 x 35 mm, NTC 15 kOhm at 25 °C, IP 44	5703466209691
140F1091	Sensor cable 3 m, 15 kOhm, Santoprene	Wire sensor, 2x0,75 mm ² , NTC 15 kOhm at 25 °C, Ø5 mm, black Santoprene (TPV) outer sheath, IP 67	5703466209301
140F1098	Temperature Sensor 10 m NTC 15k Santoprene		5703466210734
19121445	Sensor cable 40 m, 15 kOhm, Santoprene		5703466115015
140F1092	Outdoor sensor 2,5 m, 15 kOhm, PVC	Wire sensor, 2x0,75 mm ² , NTC 15 kOhm at 25 °C, Ø10 mm, white PVC outer sheath, IP 67	5703466209318
140F1097	Silicon temperature sensor for DEVIreg™ 330 (60-160°C), NTC 16,1 kOhm @ 100°C	Wire sensor, 2,5 m, 2x0,75 mm ² , NTC 16,1 kOhm at 100 °C, IP 65	5703466209707

Connection scheme



* If there is a short cut then the heating will be switched off automatically.
If there is a sensor break (the sensor is cut or similar) then heating will be continued.

DEVIreg™ 330 (5 °C - 45 °C)



DEVIreg™ 330 (-10 °C - +10 °C)



DEVIreg™ 330 (60 °C - 160 °C)



DEVIreg™ 316

DEVI  Make it easy,
by Danfoss make it DEVI

Make it easy,
make it DEVI



The **DEVIreg™ 316** is a simple electronic thermostat with enhanced functionality which can be installed in electric cabinets with DIN rail attachment. The thermostat is mainly used for frost protection on roofs, in gutters and downpipes. Additionally it

can be used to control room and floor temperature, ventilation, cooling or to the control of snow melting on ground, pipe tracing and similar installations. The main features of the thermostat is temperature range mode – with setting both an upper and a lower temperatures in between which the thermostat allows the system to heat. This mode is used primarily for controlling Frost Protection systems on roofs, in gutters and downpipes (an external outdoor air sensor must be used). The thermostat is equipped with 2 additional buttons to adjust the

hysteresis and the temperature value for levering in economy periods (an external timer must be used).

The thermostat has relay with 2 contact pairs - NO (normally opened) and NC (normally closed), and it is supposed to use thermostat for heating and cooling systems. Additionally NO and NC contact pairs are not wetted by a voltage source inside thermostat and can be used for control systems with any voltage up to 250 V. It is designed so that the sensor circuit is galvanically separated from the high voltage part.

Benefits:


- Night set-back
- Minimum temperature limiter
- Adjustable hysteresis
- DIN rail attachment
- Low standby consumption
- Large scope of application
- Protective separation

Standard compliance:

- EN/IEC 60730-1 (general)
- EN/IEC 60730-2-9 (thermostat)

Compliance symbols:



Type	Value
Operation voltage	220 - 240V~ 50/60 Hz
Standby power consumption	max. 0,25 W
Resistive load	Max. 16 A, 3680 W @ 230 V
Inductive load	max. 1 A, $\cos \varphi = 0,3$
Hysteresis	0 °C to 6 °C
Ambient temperature	-10 °C to +45 °C
Lowering in economy periods	0 °C to 8 °C
Cable specification for connector terminals	Max: 1 x 4 mm ² or 2 x 2.5 mm ²
Temperature range	-10 °C to +50 °C
Minimum temperature range	-10 °C to +5 °C
Controller type	1 B
Storage temperature	-25 °C to 60 °C, 90% RH non-condensing
IP class	IP 30
Protection class	Class II - 
Dimensions (H/W/D)	85 x 52 x 58 mm
Weight	180 g
Marking	D316

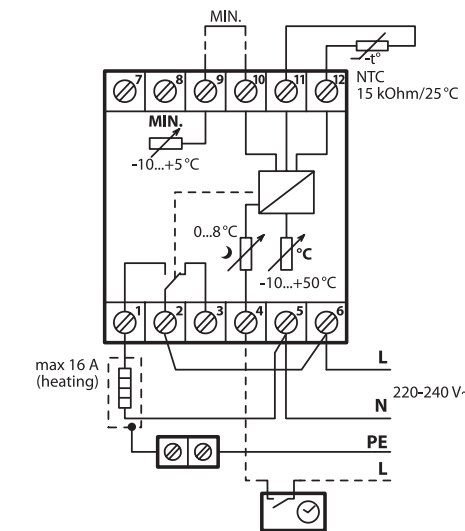
Types: DEVIreg™ 316

Item no.	Product name	Temperature range	Sensor type	EAN no.
140F1075	DEVIreg™ 316	-10 °C to +50 °C	Wire sensor, 3 m, NTC 15 kOhm at 25 °C	5703466209240

Accessories

Item no.	Product name	Description	EAN no.
140F1096	Outdoor sensor IP44	80 x 50 x 35 mm, NTC 15 kOhm at 25 °C, IP 44	5703466209691
140F1091	Sensor cable 3 m, 15 kOhm, Santoprene	Wire sensor, 2x0,75 mm ² , NTC 15 kOhm at 25 °C, Ø5 mm, black Santoprene (TPV) outer sheath, IP 67	5703466209301
140F1098	Temperature Sensor 10 m NTC 15k Santoprene		5703466210734
19121445	Sensor cable 40 m, 15 kOhm, Santoprene		5703466115015
140F1092	Outdoor sensor 2,5 m, 15 kOhm, PVC	Wire sensor, 2x0,75 mm ² , NTC 15 kOhm at 25 °C, Ø10 mm, white PVC outer sheath, IP 67	5703466209318

Connection scheme



DEVIreg™ 610

DEVI 
by Danfoss

Make it easy,
make it DEVI



The **DEVIreg™ 610** is an electronic IP44, 10 Amps thermostat, suitable for many different purposes both indoor and outdoor applications. It is provided with a 2-pole switch and a wire sensor to control the desired temperature.

The thermostat has a button for adjusting the temperature setting with a scale from -10 °C to +50 °C, and a LED indicating the current mode (heating, standby or fault). It is water resistant and can be mounted on any plain surface indoor or outdoor.

Benefits:

- ON/OFF switch
- Terminals for NO/NC connection
- LED indicator
- Mounts directly onto plain surfaces
- Low energy consumption
- IP44

Standard compliance:

- EN/IEC 60730-1 (general)
- EN/IEC 60730-2-9 (thermostat)

Compliance symbols:

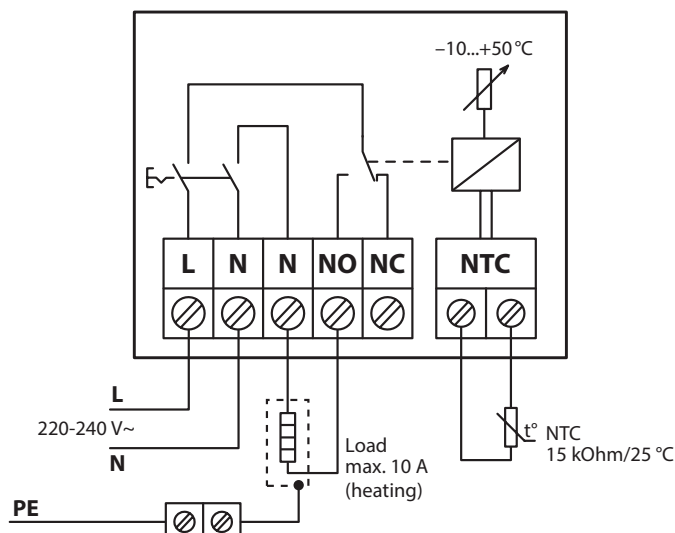


Type	Value
Operation voltage	220 V - 240 V, 50/60 Hz
Standby power consumption	max. 0,93 W
Relay:	
Resistive load	Max 10 A (2300 W) @ 230V
Inductive load	Max. 1A, Cos Φ = 0,3
Sensing unit	NTC 15 kOhm at 25 °C
Hysteresis	± 2,0 °C
Ambient temperature	-30 °C to +55 °C
Temperature range	-10 °C to +50 °C
Cable specification for connector terminals	Max: 1 x 4 mm ² or 2 x 2.5 mm ²
Ball pressure test temperature	75°C
Pollution degree	2 (domestic use)
Controller type	1 C
Storage temperature	-25 °C to 60 °C, 90% RH non-condensing
IP class	IP 44
Protection class	Class II - □
Dimensions (H/W/D)	100 mm x 69,5 mm x 45 mm
Weight	165 g

Types: DEVIreg™ 610

Item no.	Product name	Temperature range	EAN no.
140F1080	DEVIreg™ 610	Temp. range -10 °C/+50 °C incl. wire sensors	5703466209257

Connection scheme



IMPORTANT: When the thermostat is used to control a floor heating element in connection with a wooden floor or similar material, always use a floor sensor and never set the maximum floor temperature to more than 35 °C.

DEVireg™ Multi



Make it easy,
make it DEVI



DEVireg™ Multi is 7 channel electronic programmable controller to be installed on DIN rail. Every channel can be individually set up with three control modes – with temperature sensor, time proportional power regulation without sensor and manually on/off with time limitation. Channels inputs can be selected via software between 8 types of temperature sensors including NTC 15 kOhm at 25°C.

Modbus RS485 opto-insulated serial interface gives possibility for BMS control. **DEVireg™ Multi** has some special functions which can be programmed for every channel: relay status - opened or closed correspondently to 'Heating On' mode, channel activation or deactivation, sensor failure alarm, min and max temperatures alarm, cable failure monitoring, relay test, channel on/off, relay cycles calculator, etc.

Benefits:

- 7 independent channels
- 3 control modes:
- with temperature sensor
- time proportional regulation
- manually on/off
- Heating or cooling control
- Compatible with 8 sensors types
- Accurate temperature control
- Alarm functions
- Cable failure monitoring
- Multilanguage menu
- Graphic LCD display
- BMS control
- Dimensions 8 DIN modules

Standard compliance:

- Low Voltage Directive 2014/35/EU
- EMC Directive 2014/30/EU
- EN/IEC 60730-1 + EN/IEC 60730-2-9

Compliance symbols:

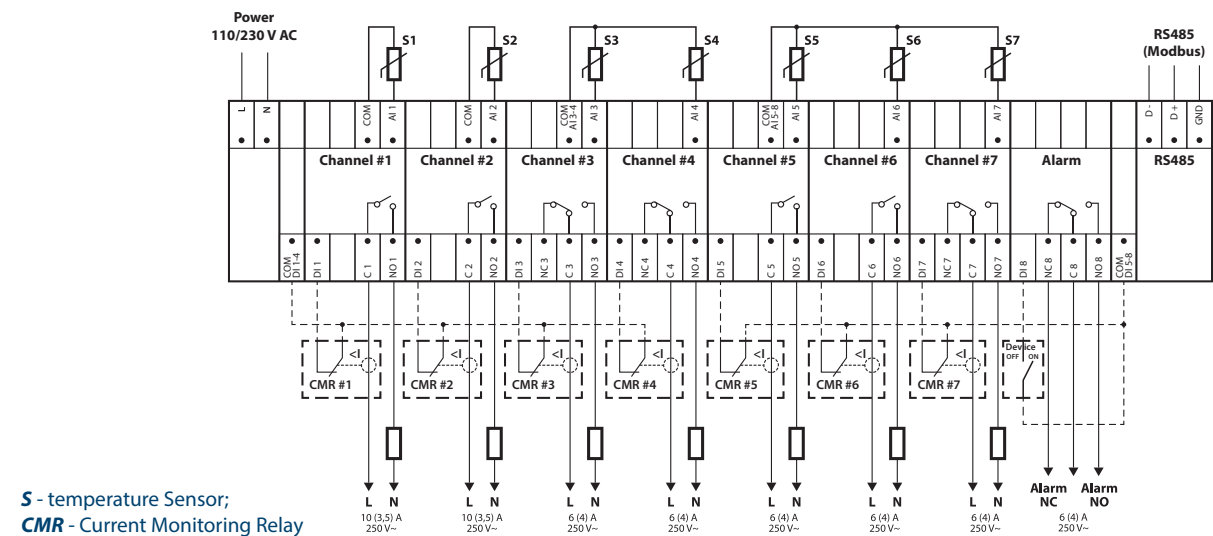


Type	Value
Nominal voltage	110/230 V AC, 50–60 Hz
Power consumption, max.	20 V A
Relay resistive (inductive, cos(phi) = 0,6) load: Total current load limit	32 A
C1-NO1, C2-NO2	10 (3,5) A (100 000 cycles)
C5-NO5, C6-NO6	6 (4) A (100 000 cycles)
C3-NO3-NC3, C4-NO4-NC4	6 (4) A (100 000 cycles)
C7-NO7-NC7, C8-NO8-NC8	6 (4) A (100 000 cycles)
Sensor inputs	Analog inputs AI1-AI8
Sensing unit	Temperature sensors separately selectable via software at analog inputs AI1-AI7 between: NTC15k (15 kOhm @ 25 °C) NTC10k (10 kOhm @ 25 °C) NTC5k (5 kOhm @ 25 °C) NTC2k (2 kOhm @ 25 °C) NTC100 (100 kOhm @ 25 °C) NTC16k (16,7 kOhm @ 100 °C) PT1000 (1000 Ohm @ 0 °C) Ni100 (100 Ohm @ 0 °C)
Sensor failure monitoring	Disconnected or short-circuited sensor
Digital inputs	DI1-DI8, voltage free contacts, on/off inputs
Connection specification	Grouped screws plug-in connectors, pitch 5 mm
Cable specification for connectors terminals	Section cable 0,2-2,5 mm ²
Battery back-up time, min.	48 hours
Communication type	MODBUS
Pollution degree	2 (domestic use)
Controller type	1 C
Operating temperatures and conditions	CE: -20...+60 °C / UL: 0...55 °C, 90% RH non-condensing
Storage temperature and conditions	-30...+85 °C, 90% RH non-condensing
IP class	IP40 only on the front cover
Protection class	Class II - II
Immunity against voltage surges	Designed for Over Voltage Category II
Dimensions (H/W/D), DIN dimension :	110(122) x 138 x 70 mm, 8 DIN modules
Mounting method	DIN rail, complying with EN 60715
Weight, net	511 g
Menu languages:	2.0 en, bg, cs, da, de, es, et, fi, fr, hr, hu, lt, no, pl, ro, ru, sk, sl, sv, tr, uk
Base controller	Danfoss MCX08M2, item no. 080G0307
Software class	A

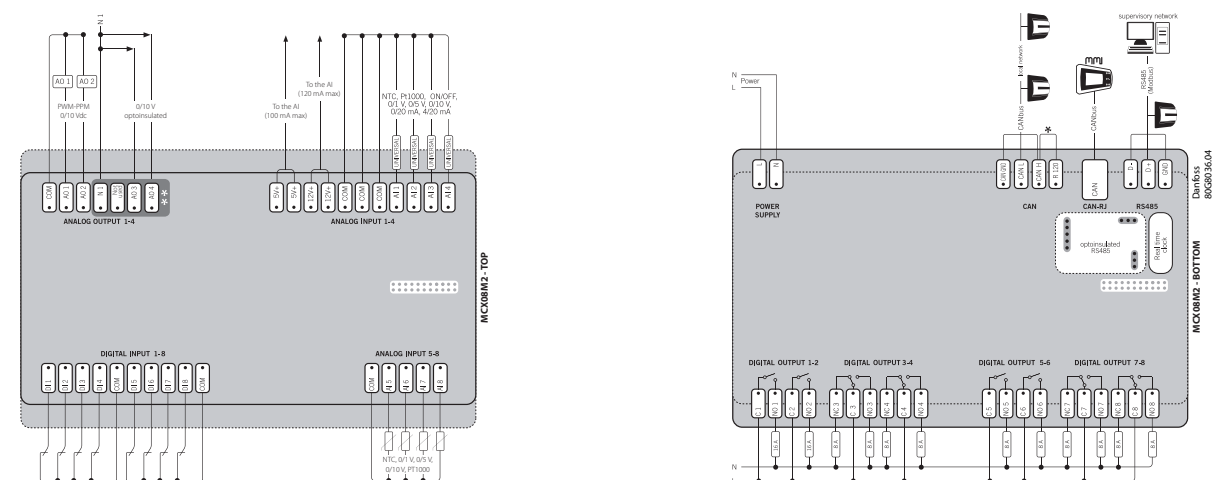
Accessories

Item no.	Product name	Description	EAN no.
140F1095	Room sensor, 426-frame	85 x 85 x 30 mm, NTC 15 kOhm at 25 °C, IP 20	5703466209684
140F1096	Outdoor sensor IP44	80 x 50 x 35 mm, NTC 15 kOhm at 25 °C, IP 44	5703466209691
140F1091	Sensor 3 m, 15 kOhm, Santoprene	Wire sensor, 2x0,75 mm ² , NTC 15 kOhm at 25 °C, Ø5x18 mm, black Santoprene (TPV), IP 67	5703466209301
140F1098	Temperature Sensor 10 m NTC 15k Santoprene		5703466210734
19121445	Sensor cable 40 m, 15 kOhm, Santoprene		5703466115015
140F1092	Outdoor sensor 2,5 m, 15 kOhm, PVC	Wire sensor, 2x0,75 mm ² , NTC 15 kOhm at 25 °C, Ø10 mm, white PVC outer sheath, IP 67	5703466209318
140F1097	Silicon sensor for DEVireg™ 330 (60-160°C), NTC 16,1 kOhm @ 100°C	Wire silicon sensor, 2,5 m, 2x0,75 mm ² , NTC 16,1 kOhm at 100 °C, IP 65	5703466209707
084N3209	Sensor EKS 221 NTC 10K 8,5m cable	Wire sensor, NTC 10 kOhm at 25 °C, Ø6x15 mm, IP 67	5702428171960
084N3210	Sensor EKS 221 NTC 10K 3,5m cable		5702428171960
084N1221	Sensor EKS 211 NTC 5000	Wire sensor, 3,5 m cable, NTC 5 kOhm at 25 °C, Ø8x30 mm, IP 67	5702428099431
084Z6039	Sensor MBT 153-2200-0350	Wire sensor, 3,5 m cable, PT 1000 kOhm at 0 °C, Ø5,7x40 mm, IP 67	5702423151431
080G0180	ACCCNX Connectors MCX-08M	Screws plug-in connectors set for MCX-08M	5702423284696

Connection scheme



General MCX08M2 controller connection scheme



Types: set DEVireg™ Multi + 1 sensor NTC 15kOhm

Item no.	Product name	Type	EAN no.
140F1139	DEVireg™ Multi	Programmable controller with Wire sensor NTC 15 kOhm at 25 °C, 3 m	5703466248560

DEVIreg™ 850 IV



Make it easy,
make it DEVI



display used for outdoor ground or roof applications. The sensors provide information about both moisture level and temperature, resulting in an optimal control of the heating system. The DEVIreg™ 850 IV can handle up to 2 independent areas, in any of the following combinations:

- Single system for roof or ground (1 system, 1–4 sensors).

Combination system: 1 ground system and 1 roof system (2 systems, 2–4 sensors total, min. 1 sensor per system).

- Dual system: either 2 roof systems or 2 ground systems (2 systems, 2–4 sensors total, min. 1 sensor per system).

In the dual / combination systems it is possible to prioritize between the zones, e.g. if only a limited power output is available.

The DEVIreg™ 850 version IV is an advanced thermostat with LED

Benefits:

- Single, combination or dual zones
- Up to 4 sensors
- Moisture and temperature sensing
- Self diagnosing programme
- Safety level adjustment
- Alarm function

Standard compliance:

- EN/IEC 60730-1 (general)
- EN/IEC 60730-2-9 (thermostat)

Compliance symbols:



Type	Value
Operation voltage: PSU 24 VDC DEVIreg™ 850 IV	180–250 VAC, 50–60 Hz / 24 VDC 24 VDC ±10%
Power consumption, max.: DEVIreg™ 850 IV Roof sensor Ground sensor	3 W 8 W (each heating element) 13 W (each heating element)
Relay resistive load, max.: System A / B relay Alarm relay Inductive load each relay, max.	15 A (3450 W) @ 230 V 2 A @ 230 V 1 A @ 230 V, power factor 0,3
Sensing unit	DEVIbus™ connected moisture sensor(s)
Cable specification for connector terminals	Max: 1 x 4 mm ² or 2 x 2.5 mm ²
Ball pressure test temperature	75 °C
Pollution degree	2 (domestic use)
Controller type	1 C
Storage temperature	-25 °C to 60 °C, 90% RH non-condensing
IP class	IP 20
Protection class	Class II - □
Dimensions (H/W/D): PSU 24 VDC DEVIreg™ 850 IV	85 x 73 x 53 mm 85 x 105 x 53 mm
Mounting method	DIN rail
Weight	720 g
Versions (languages)	Latin: GB, CZ, DE, DK, ES, EST, FI, FR, HR, HU, LT, LV, NL, NO, PL, SCG, SE, SI, SK, TR. Cyrillic: GB, BG, RU.



Types: DEVIreg™ 850

Item no.	Product name	Type	Size, mm	Ambient temperature	EAN no.
140F1084	DEVIreg™ 850 IV Cyrillic with PSU	Without sensors, Cyrillic languages	85 x 105 x 53	-10...+50 °C	5703466210833
140F1085	DEVIreg™ 850 IV Latin with PSU	Without sensors, Latin languages	85 x 105 x 53	-10...+50 °C	5703466209264

Accessories

Item no.	Product name	Type	Size, mm	Ambient temperature	EAN no.
140F1086	Roof sensor for DEVIreg™ 850	For DEVIreg™ 850, with sensor tube, cable - 15 m	15 x 24 x 216	-50...+70 °C	5703466209271
140F1087	Ground sensor for DEVIreg™ 850, 2 pcs.	For DEVIreg™ 850, with sensor tube, cable - 15 m	∅ 93 x 98	-30...+70 °C	5703466209288
140F1088	Ground sensor for DEVIreg™ 850, 1 pc.	For DEVIreg™ 850, cable - 15 m	∅ 93 x 98	-30...+70 °C	5703466209714
140F1089	Power Supply Unit	PSU CP-D 24/2.5 100-240VAC/24VDC DINrail	54 x 90 x 55	-10...+70 °C	5703466209721
19119977	Sensor tube and cap	For Ground Sensor DEVIreg™ 850	∅ 93 x 98	-30...+70 °C	5703466208359



DEVIreg™ 850 IV with PSU



Roof sensor

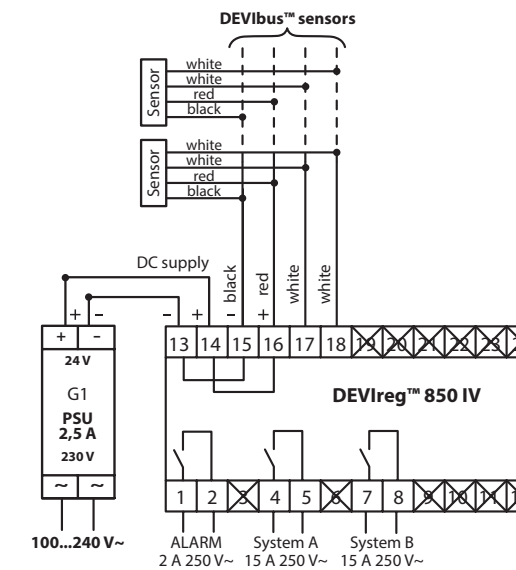


Ground sensor



Sensor tube and cap for Ground sensor

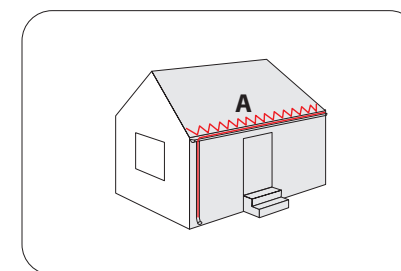
Connection scheme



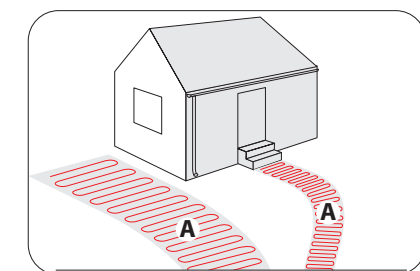
System configurations

Zone support saves energy

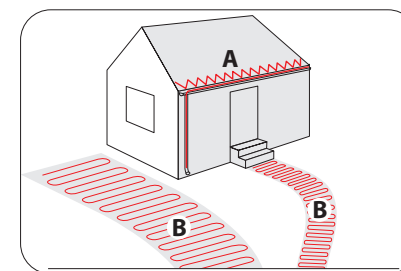
DEVIreg™ 850 lets you divide your area in to 2 zones, e.g. a North and South side. In this way it is possible to save energy, when the South side is free of ice and snow faster because of the heat from the sun.



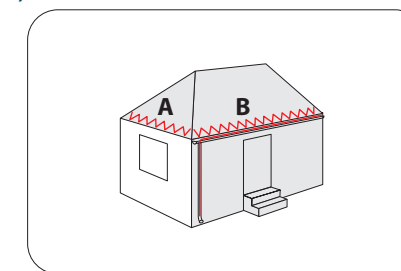
Single zone system for roofs (system A)



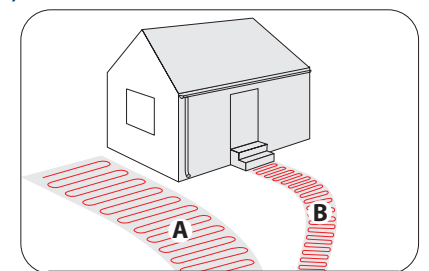
Single zone system for ground (system A)



Combined system - one zone for roof (system A), one zone for ground (system B)



Two zone system for roofs (systems A and B)














Two zone system for ground (systems A and B)

Thermostat range for Indoor applications



Make it easy,
make it DEVI

											
	DEVIreg™ 130	DEVIreg™ 132	DEVIreg™ 530	DEVIreg™ 531	DEVIreg™ 532	DEVIreg™ Opti	DEVIreg™ Basic Polar white	DEVIreg™ Room Polar White	DEVIreg™ Touch	DEVIreg™ Smart	DEVIreg™ hotwater
Applications	Comfort heating, Ground melting	Total heating	Comfort heating	Total heating	Comfort heating, Total heating	Comfort heating, Total heating	Comfort heating	Comfort heating, Total heating	Comfort heating, Total heating	Comfort heating, Total heating	Domestic hot water
Resistive, max. at 230 V	16 A (3680 W)	16 A (3680 W)	15 A (3450 W)	15 A (3450 W)	15 A (3450 W)	13 A (2990W)	16 A (3680 W)	16 A (3680 W)	16A (3680W)	16A (3680W)	C1-NO1, C2-NO2 10 (3,5) A, C3-NO3-NC3, C4-NO4-NC4 6 (4) A, C8-NO8-NC8 6 (4) A
Sensor type	Floor	Room + Floor	Floor	Room	Room + Floor	Room + Floor	Floor	Room + Floor	Room + Floor	Room + Floor	Wire
Temperature range	5...45 °C	5...35 °C (Room) 20...50 °C (Floor)	5...45 °C	5...35 °C	5...35 °C (Room) 20...50 °C (Floor)	5...35 °C (Room) 5...45 °C (Floor)	5...45 °C	15...35 °C (Room) 5...45 °C (Floor)	5...35 °C (Room) 5...45 °C (Floor)	5...35 °C (Room) 5...45 °C (Floor)	0...100 °C
Regulation type	On/Off	On/Off	On/Off	On/Off	On/Off	Pulse Width Modulation	Pulse Width Modulation	Pulse Width Modulation	Pulse Width Modulation	Pulse Width Modulation	On/Off, BMS
Display type	-	-	-	-	-	Digital	Digital	Digital	Touch screen	Touch screen	Digital
Wi-Fi or Bluetooth + App	-	-	-	-	-	-	Yes	Yes	-	Yes	-
Eco directive compliance	-	-	-	-	-	Yes	Yes	Yes	Yes	Yes	-
Sensor failure monitoring	-	-	Yes	Yes	Yes	Yes	Yes	Yes	Yes	Yes	Yes
Timer	-	-	-	-	-	Simple	Intelligent/Simple	Intelligent/Simple	Intelligent/Simple	Intelligent/Simple	Yes
Frame *shown in the pictures	-	-	ELKO*, ELJO, JUSSI	ELKO*, JUSSI	ELKO*, JUSSI	-	Design frame or frame 55 x 55 mm	Design frame or frame 55 x 55 mm	Design frame or frame 55 x 55 mm	Design frame or frame 55 x 55 mm	-
Multi-sensor compatibility	-	-	-	-	-	-	Yes	Yes	Yes	Yes	Yes
IP class	IP 30	IP 30	IP 31	IP 31	IP 31	IP 21	IP 21	IP 21	IP 21	IP 21	IP40
Installation	On-wall	On-wall	In-wall	In-wall	In-wall	In-wall	In-wall	In-wall	In-wall	In-wall	DIN rail
Warranty, years	2	2	2	2	2	2	2	2	5	5	2

DEVItemp™ Fan Heater

DEVI 
by Danfoss

Make it easy,
make it DEVI



The **DEVItemp™ fan heater** is a complete portable heating system that provides a temporary but efficient heating solution. The fan heater is designed to withstand heat and cold, damp and heavy use on construction sites.

The built-in thermostat ensures that the required temperature remains constant, while keeping electricity consumption as low as possible. The fan heater can be used as a portable heater or be permanently installed.

Benefits:

- Rugged construction
- Corrosion-resistant
- Portable or permanent installation
- Easy regulation, five-step control unit for airflow
- Thermostat to ensure required temperature remains constant
- IP Class 44

Standard compliance:

- IEC60335-2-30



Type	Value
Timer thermostat	On types named "T" up to 24 hours presetting.
Adjustable thermostat	3 - 6 KW 0 °C to 40 °C. 9 - 21 KW 0 °C to 40 °C.
Safety thermostat	3 - 6 KW = 110 °C. 9 - 21 KW = 160 °C. 3 - 21 KW = 125 °C.
IP Class	IP 44
Colour	RAL 7004

Types

Item no.	Type	W x H x D [mm]	Voltage	K / W	m ³ / h	ΔT Temp. [°C]	Weight [kg]	dB	EAN no.
69810562	303T	410 x 435 x 420	230 V~	3	400 / 650	14 / 19	12.0	32 - 35	5703464010633
69810554	103T	410 x 435 x 420	3 x 400 V~	3	400 / 650	14 / 19	13.9	32 - 35	5703464010619
69811537	106T	410 x 435 x 420	3 x 400 V~	6	400 / 650	21 / 28	14.2	33 - 42	5703464010626
69812543	109T	410 x 435 x 420	3 x 400 V~	9	400 / 650	36 / 45	14.9	33 - 42	5703464010039
69812550	115S	505 x 540 x 510	3 x 500 V~	15	800 / 1400	26 / 30	23.6	42 - 52	5703466168196
69813509	115T	505 x 540 x 510	3 x 400 V~	15	800 / 1400	26 / 30	23.6	42 - 52	5703464003437
69814515	121T	505 x 540 x 510	3 x 400 V~	21	800 / 1400	36.5 / 42	25.7	42 - 52	5703464008432

Accessories

Item no.	Type	Specification	EAN no.
19400514	Wall mounting kit	For DEVItemp™ 303T, 103T, 106T, 109T	5703435010464
19400522	Wall mounting kit	For DEVItemp™ 115S, 115T, 121T	5703435010471



DEVItronic™ anti-condensation heater provides the perfect solution to avoid condensation problems in shielded electrical installations like boards and control cabinets.

DEVItronic™ solves the problem with moisture and condense by increasing the

temperature a few degrees above the surrounding temperature.

DEVItronic™ has a large surface and a low surface temperature, and thus the heating element will not damage print and plastic cabinets.

Benefits:

- Rugged construction
- Corrosion-resistant
- IP Class 55

Standard compliance:

- IEC 60335-1:2012
- IEC 60335-2-30:2009

Compliance symbols:



Type	Value
Temperature range	-40 °C to 45 °C
Cold lead	0,5 m
IP Class	IP 55

Types

Item no.	Item	Type	Operation voltage	Effect @ 10 °C	H x W x D (mm)	Profile	EAN no.
60800075	DEVItronic™ 75 mm	PTC	12 - 48 V	15 W	75 x 72 x 57	Star-shape	5703435010532
60802071	DEVItronic™ 100 mm	PTC	12 - 48 V	20 W	100 x 116 x 33	Double	5703435010563
60802204	DEVItronic™ 250 mm	PTC	12 - 48 V	40 W	250 x 116 x 33	Double	5703435010594
60800109	DEVItronic™ 75 mm	PTC	110 - 240 V	15 W	75 x 72 x 57	Star-shape	5703435010549
60802105	DEVItronic™ 100 mm	PTC	110 - 240 V	20 W	100 x 116 x 33	Double	5703435010570
60802253	DEVItronic™ 250 mm	PTC	110 - 240 V	40 W	250 x 116 x 33	Double	5703435010600
60802113	DEVItronic™ 100 mm	PTC	220 - 440 V	20 W	100 x 116 x 33	Double	5703435010587
60802261	DEVItronic™ 250 mm	PTC	220 - 440 V	40 W	250 x 116 x 33	Double	5703435010617
60801156	DEVItronic™ with 50 dg termo, 145 mm	OHMSK	240 V	70 W	142 x 72 x 57	Star-shape	5703435010556
60802402	DEVItronic™ with 50 dg termo, 250 mm	OHMSK	240 V	100 W	250 x 116 x 33	Double	5703435010624
60802451	DEVItronic™ with 50 dg termo, 250 mm	OHMSK	240 V	160 W	250 x 116 x 33	Double	5703435011034

*PTC is self-limiting control, OHMSK is resistive element with thermo switch.

DEVItector™ II V2

DEVI 
by Danfoss

Make it easy,
make it DEVI



The **DEVItector™ II V2** equipment comprises:

A high voltage unit (HVU) with a built-in 1,8 kHz transmitter.

A battery-driven Magnetic tracer on crutch.

A battery-driven Magnetic tracer - Hand held.

The high voltage unit is used for creating a short circuit at the fault location by applying a high voltage between two conductors thus burning the polymer

insulation into a so called carbon bridge at the fault location.

The Magnetic tracer is a magnetic sensor that is an open transformer comprising a ferromagnetic yoke and a pickup coil.

The DEVItector™ II V2 is a high voltage unit and **MUST** be only be used by authorized and instructed personal!

Do NOT leave the unit unattended! Incorrect use can be fatal!

Before usage User Guide must be read and e-Learning must be completed!

Benefits:

- Automatic test and measurement of electric heating cables
- Provoking faults in order to speed up the troubleshooting process
- Tracing hidden heating cables
- Locating a fault within a few centimeters

Standard compliance:

- EN/IEC 61010-1 (with amendments)
- EN/IEC 61010-2-030 (with amendments)
- EN/IEC 61326-1 (with amendments)

Compliance symbols:



Type	Value
High Voltage Unit (HVU)	
Mains supply	"220–240 V~, 50–60 Hz, 1000 VA Voltage fluctuations may not exceed ±10% of nominal value"
Fuse at mains connector	4TAL 250V EN/IEC 60127-2
At transformer secondary coils	5A , 2x2 A, 0,5 A
High voltage pulse	10 kV
Number of high voltage pulses	1–3 pulses/sec.
Trace frequency	1,8 kHz
Cabinet dimensions	250x260x380 mm
Weight	17 kg
IP Class	IP20
Magnetic tracer on crutch	
Mains supply	4 x 1,5 V ⁺ , battery type AA
Trace frequency	1,8 kHz
Dimensions	160x300x970 mm
Weight	1,6 kg
IP Class	IP20
Magnetic tracer - Hand held	
Mains supply	1 x 9 V ⁺ , battery type PP3 / 6F22 / 6LF22
Trace frequency	1,8 kHz
Dimensions	65x105x40 mm
Weight	0,2 kg
IP Class	IP20

Types: DEVItector™ II V2

Item no.	Description	EAN no.
12609001	Magnetic tracer on crutch for DEVItector™ II V2	5703465026602
12609002	DEVItector™ II V2 High Voltage Unit (Burner) with Magnetic tracer - Hand held	5703466111352

Accessories and spare parts for cables and mats

Picture	Name	Description/Technical data		
Fastening for down pipes				
	Cable fixing for down - pipe suspension	Dimensions Chain hole size 1 bag with 25 pcs.	- 37 x 20 x 6 mm - 8 mm	Art. no. 19805258 EAN no. 5703466003763
	Relief clip single for drain pipes	Dimensions Minimum order quantity	- 35 x 10 x 10 mm - 10 pcs.	Art. no. 19406007 EAN no. 5703466154229
	Relief clip for drain pipes	Dimensions Minimum order quantity	- 50 x 10 x 10 mm - 10 pcs.	Art. no. 19406008 EAN no. 5703435003015
	DEVifast™ Double Special RB 25m	Metal fixing tape for resistive heating cable. Cable types Width Length Fixing distance Cable C-C distance Material	- Resistive - 50 mm - 5 mm - 10 cm (on one side) - 30-35 mm - Galvanized steel	Art. no. 19808185 EAN no. 5703466240397
	DEVifast™ Double for SLC RB 25m	Metal fixing tape for self-limiting heating cables. Cable types Width Length Fixing distance Cable C-C distance Material	- SLC and resistive - 65 mm - 25 mm - 15 cm (on one side) - 40-45 mm (SLC) - Galvanized steel	Art. no. 19808183 EAN no. 5703466240380
	Entlastungsseil	500 x 15 x 1 mm Cut-to-length		Art. no. 19406016 EAN no. 5703435003022
	Longlinked chain 4 mm c4 x 32 din 5685 fzn	Chain hole size Cut-to-length	- 8 mm - 1...25 m	Art. no. 19805241 EAN no. 5703435003060
	Traverse v 2 a	Dimensions	- 288 x 25 x 5 mm	Art. no. 19805449 EAN no. 5703435003077

Picture	Name	Description/Technical data	
Fastening for roof and gutters			
	DEVIfast™ Double Special RB 25m	Metal fixing tape for resistive heating cable. Cable types - Resistive Width - 50 mm Length - 5 mm Fixing distance - 10 cm (on one side) Cable C-C distance - 30-35 mm Material - Galvanized steel	Art. no. 19808185 EAN no. 5703466240397
	DEVIfast™ Double for SLC RB 25m	Metal fixing tape for self-limiting heating cables. Cable types - SLC and resistive Width - 65 mm Length - 25 mm Fixing distance - 15 cm (on one side) Cable C-C distance - 40-45 mm (SLC) Material - Galvanized steel	Art. no. 19808183 EAN no. 5703466240380
	DEVIfast™ Copper 25 m In box	Copper type is used for fastening heating cables and ensure the correct C-C distance. Width - 21 mm. Material - Copper. Cable C-C fixing - in each 25 mm	Art. no. 19808238 EAN no. 5703466214695
	DEVIclip™ roofhook, installation kit	Roofhook - 25 pcs. Cable Strip 7,6x203 mm, black - 25 pcs.	Art. no. 19805192 EAN no. 5703466134757
	DEVIclip™ guardhook Install. kit	Base Roof accessories - 20 pcs. Angle Roof accessories - 10 pcs. Cable Strip 7,6x203 mm, black - 30 pcs.	Art. no. 19805193 EAN no. 5703466145470
	Roof Gutter Clip with hinge	1 bag with 25 pcs.	Art. no. 140F1511 EAN no. 5703466229897
Fastening for floors			
	DEVIclip™ c-c	500 x 50 x 60 mm, 20 pcs. in bag.	Art. no. 19805220 EAN no. 5703466173213
	DEVIclip™ Twisto	Plastic Bag with 1000 pcs.	Art. no. 19805236 EAN no. 5703466172117
	DEVIfast™ Metal 5 m In box	Metal type is used for fastening heating cables and ensure the correct C-C distance.	Art. no. 19808234 EAN no. 5703466214671
	DEVIfast™ Metal 25 m In box	Width - 21 mm. Material - Metal covered by galvanized zinc Cable C-C fixing - in each 25 mm	Art. no. 19808236 EAN no. 5703466214688



Accessories and spare parts for cables and mats






Picture	Name	Description/Technical data	Art. no.	EAN no.
	Montagestege type ms 5,6-6,5 mm - 25mm	980 x 10 x 10 mm 1 pc.	Art. no. 109030	EAN no. 5703466134740
	Montagestege type ms 6,6-8,0 mm - 25mm	1000 x 10 x 10 mm 1 pc.	Art. no. 19805266	EAN no. 5703435009222
	Synthetic nail	Box with 40 pcs.	Art. no. 19805907	EAN no. 5703466249536
DEVICell™ accessories				
	Flexkit for DEVICell™	Package 170 x 250 x 20 mm	Art. no. 18055300	EAN no. 5703466128893
	EPS-Randplatten W25 DEVICell™ L100	Edge plates for DEVICell™ Size 1000x250x15 mm Plastic type EPS Max working temp. 85 °C Deformation strength >120 kPa at 10% compression 1 pc.	Art. no. 00109200	EAN no. 5703466194560
	Connective clips for DEVICell™	Connective plastic clips for mounting plate Devicell Dry, 5x10 pcs.	Art. no. 15992250	EAN no. 5703466129340
Cold leads				
	DTWK Cold lead 2x2.5mm² w/screen	Cold lead for DEVlasphalt™, cut-to-length	Art. no. 140F0902	EAN no. 5703466233344
	DSWA Cold lead 1x1.5mm² w/screen	Cold lead for DEVlbasic™, cut-to-length	Art. no. 140F0903	EAN no. 5703466233351
	DSWA Cold lead 1x2.5mm² w/screen	Cold lead for DEVlbasic™, DEVIsport™, cut-to-length	Art. no. 140F0904	EAN no. 5703466233368
	DSWA Cold lead 1x4.0mm² w/screen	Cold lead for DEVlbasic™, DEVIsport™, cut-to-length	Art. no. 140F0905	EAN no. 5703466233375
	DTWB Cold lead 2x1.0mm² w/screen	Cold lead for DEVImat™, DEVlcomfort™, cut-to-length	Art. no. 140F0906	EAN no. 5703466233382
	DTCL Cold lead 3x1.5mm²	Cold lead for DEVlflex™, DEVIsafe™, DEVIsnow™, cut-to-length	Art. no. 140F0907	EAN no. 5703466233399
	DTCL Cold lead 3x2.5mm²	Cold lead for DEVlflex™, DEVIsafe™, DEVIsnow™, cut-to-length	Art. no. 140F0908	EAN no. 5703466233405

Picture	Name	Description/Technical data	
Tapes			
	Acrylic coated cloth tape 15 mm x 50 m (Textil-lebeband)	Strong acrylic coated cloth tape for almost every application with high adhesion even on rough surfaces, e.g. for fixing cable to concrete or on pipe, insulating of wires, etc. Color gray Backing material acrylic-coated cloth Total thickness 310 µm Type of adhesive natural rubber Adhesion to steel 3.3 N/cm Elongation at break 13 % Tensile strength 100 N/cm Temperature resistance 130 °C (30 min) Mesh 145 count per inch ²	Art. no. 19405877 EAN no. 5703435002971
	Tape aluminium 38 mm x 50 m	Self-adhesive, with 2-colour warning text, max. 160 °C Backing Aluminium foil Adhesive Waterbased Acrylic Liner Monosiliconized Paper Adhesion/Steel 8 N/cm Tensile strength 25 N/cm Total thickness 65 µm	Art. no. 19805076 EAN no. 5703435003053
	Tape aluminium 25 mm x 25 m	Self-adhesive, with 2-colour warning text, max. 160 °C. Backing Aluminium foil Adhesive Waterbased Acrylic Liner Monosiliconized Paper Adhesion/Steel 8 N/cm Tensile strength 25 N/cm Total thickness 65 µm	Art. no. 19805078 EAN no. 5703466130469
Glue			
	Hotmelt gluesticks	170 x 250 x 20 mm 1 bag with 25 pcs.	Art. no. 18055351 EAN no. 5703466114940
Tools			
	DEVI turntable™	Ø400 x 70 mm 1 pc.	Art. no. 19805250 EAN no. 5703466173220
Connection/repair sets			
	DEVIcrimp™ repair set 1-cond. mat	Connection/repair set for 1-conductor DEVIheat™, DEVIheat™ Sport 90S, 2 connections in the set. Package 170 x 230 x 20 mm	Art. no. 18055240 EAN no. 5703435037980
	DEVIcrimp™ repair set 2-cond mat	Connection/repair set for 2-conductor DEVIcomfort™ and DEVIamat™, 2 connections in the set. Package 170 x 230 x 20 mm	Art. no. 18055510 EAN no. 5703466074091
	DEVIcrimp™ kit 1-cond. Assembly or repair gb/fi	Connection/repair set for 1-conductor DEVIbasic™, DEVIsport™, 2 connections in the set. Shrink tube 12/3 Black 20 cm - 2 pc. CU-socket 14 cm - 2 pcs. Shrink tube 6/1,4 Black 4 cm - 2 pcs. Double tubular rivet 1,5-2,5 mm ² - 2 pcs. Wire CU BLW 0.248 R/m 0,30 mm - 1 m	Art. no. 18055442 EAN no. 5703466003435







Picture	Name	Description/Technical data	Art. no.	EAN no.
	DEVIcrimp™ CS-2C assembly kit dk 2-cond.	End termination repair set for 2-conductor cable DEVIflex™, DEVIsafe™, DEVISnow™. Shrink tube 12/3 Black 10 cm - 1 pc. Shrink tube 6/1,4 Thin Black 4 cm - 1 pc. CU-socket 6 cm - 1 pc. Tubular rivet 0,5-1,0 mm ² - 1 pc. Wire CU BLW 0,248 R/m 0,30mm - 1 m Package 170 x 230 x 20 mm	18055230	5703466068991
	Connection/Repair kit for Flex, Safe, Snow cables	Connection/Repair kit with end termination for DEVIflex™, DEVIsafe™, DEVISnow™ cables in the set. Parallel splice Non-insulated 1,04-2,63 mm ² - 6 pcs. Parallel splice Non-insulated 0,25-1,65mm ² - 1 pcs. Shrinktube 12/3 IAKT, 85 mm - 3 pcs. Shrinktube 6/1,4 clear w. Glue 40 mm - 7 pcs. Shrinktube 19/5 IAKT, 135 mm - 2 pcs. DTCL 3G 1,5mm ² black PVC, 0,3 m - 1 pcs.	18055350	5703466003381
	DEVIcrimp™ ass/repair kit 2-cond. for DEVIsphalt™ (DTIK)	Connection/repair set with spacer for 2-conductor DEVIsphalt™, 2 connections in the set. Shrink tube 20/6 HTC-SCM-HD Black 160 mm - 2 pcs. DTWK 25 cold tail - 0,3 m Shrink tube 18/4,5 Clear 70 mm - 2 pcs. Spacer PPS - 2 pcs. Double tubular rivet 1,5-2,5 mm ² - 6 pcs.	18055355	5703466195192
	DEVIcrimp™ assembly set dk 4-cond. Type CS-4A	Assembly set for 4-conductor DEVImulti - set for 1 connection or 1 cold tail or 1 end muff. Shrink tube 19/5 Black 25 cm - 1 pc. Shrink tube 12/3 Black 15 cm - 1 pc. CU-stocking 25 cm - 1 pc. Double tubular rivet 1,5-2,5 mm ² - 5 pcs. Shrink tube 6/1,4 Black 5 cm - 4 pcs. Wire CU 0,30 mm - 1 m	19805480	5703466003824
	DEVIcrimp™ assembly set dk 4-cond. Type CS-4B DEVIcrimp™ terminal set dk 4-cond. Type CS-4/1	Assembly set for 4-conductor DEVImulti - set for 2 connections 1 cold tail and 1 end muff or 2 cold tails or 2 end muffs. Shrink tube 19/5 Black 25 cm - 2 pcs. Shrink tube 12/3 Black 15 cm - 2 pcs. CU-stocking 25 cm - 2 pcs. Double tubular rivet 1,5-2,5mm ² - 10 pcs. Shrink tube 6/1,4 Black 5 cm - 8 pcs. Wire CU 0,30 mm - 1 m	19805712	5703466003855
	Repair kit with compound for heating cables Concrete/støbesæt gb/dk	Connection/repair set with compound for DEVIflex™, DEVIsafe™, DEVISnow™, DEVIsafe™, DEVImulti™. Package 130 x 265 x 75 mm	19805704	5703466003848



Self-limiting heating cables: crimp sets

Picture	Name	Description/Technical data	
Crimp sets for DEVipeguard™ 30/60 Industry			
	Connection kit for DEVipeguard™ 30/60 Industry (PT-30/60) heating cables	With clamping block for the connection of cold lead and heating cable, shrink end-cap, shrink tubes, bitumen gaskets and ferrules. Shrinktube 33/5,5 Black no glue, 17 cm - 1 pc. Clamping block 5x2,5 mm ² - 1 pc. Shrink end-cap 20/8, 75 mm - 1 pc. Shrinktube 12/3 Black, 2,5 cm - 1 pc. Shrinktube 16/3 yellow-green, 2,5 cm - 1 pc. Bitumen gasket 1,5x85x35 mm - 3 pcs. Wire end ferrule 1,5 mm ² - 2 pcs. Wire end ferrule 2,5 mm ² - 1 pc.	Art. no. 00109007 EAN no. 5703466167397
	Connection kit for DEVipeguard™ 30/60 Industry (PT-30/60) heating cables	For mounting in connection box with crew connections. With cable gland M20x1,5 with locknut, shrink end-cap, shrink tubes, bitumen gasket and ferrules. Shrink end-cap 20/8, 75 mm - 1 pc. Bitumen gasket 1,5x85x35 mm - 1 pc. Cable gland U17 M20x1,5 - 1 pc. Shrinktube 12/3 Black, 2 cm - 2 pcs. Shrinktube 4/1 Black, 8 cm - 2 pcs. Shrinktube 16/3 yellow-green, 8 cm - 1 pc. Wire end ferrule 1,5 mm ² , 7 mm - 2 pcs. Wire end ferrule 2,5 mm ² , 8 mm - 1 pc.	Art. no. 00109026 EAN no. 5703466135778
Crimp sets for DEVipeheat™ 10			
	Connection kit - cable to junction box + end termination (Pipeheat)	Connection set with end-cap for connection DEVipeheat™ 10 V2 and V3 to junction box or connection housing and assembly end-termination. 4/1 Heat shrink tube, 100 m - 2 pcs. 9/3 Heat shrink tube, 20 mm - 1 pcs. ø2 mm Tube Yellow/Green, 100 mm - 1 pcs. 6/1,4 Heat shrink tube, 20 mm - 1 pcs. 12/3 Heat shrink tube, 85 mm - 1 pcs.	Art. no. 140F0954 EAN no. 5703466071830
	Connection kit - cable to cold lead + end termination (Pipeheat)	Connection set with end-cup for assembly between DEVipeheat™ 10 V2 and V3 and cold lead/SLC and assembly end-termination. 19/5 Heat shrink tube, 150 mm - 1 pcs. 9/3 Heat shrink tube, 85 mm - 1 pcs. 4/1 Heat shrink tube, 45 mm - 3 pcs. Double tubular rivet, 0,5-1,0 mm ² - 3 pcs. 6/1,4 Heat shrink tube, 20 mm - 1 pcs. 12/3 heat shrink tube, 85 mm - 1 pcs.	Art. no. 140F0955 EAN no. 5703466074985
	3/4"+1" Pipe Fitting DEVipeheat™ 10 V3	Wadding for Internal mounting In pipe for DEVipeheat™ 10 V3 Stainless steel pipe fitting and nut. Rubber conic sliced sleeve, oval hole. Max. water pressure - 10 bar at max. water temperature 23 °C	Art. no. 140F0956 EAN no. 5703466250037
Crimp sets for DEVipeguard™, DEVIceguard™, DEVIhotwatt™			
	Con. Kit, cable/box self-limiting cables, dk/gb	Connection set with end-cap and flathole packing for connection DEVipeguard™, DEVIceguard™ or DEVIhotwatt™ to junction box or connection housing and assembly end-termination. Shrinkfit End-cap 14/4.5 60 mm - 1 pc. Hot melt tape 0,5x25 mm 6,7 cm - 1 pc. Hot melt tape 0,5x25 mm 10 cm - 1 pc. Shrink tube 19/9,5 Clear 10 cm - 1 pc. Shrink tube 12/3 Black 2,5 cm - 1 pc. Wire CU 0.30 mm - 1 m Shrink tube 12/3 Black 2 cm - 1 pc. Flathole packing PG16 ø20 mm SLC - 1 pc. Shrink tube 4/1 Black 7 cm - 2 pcs. Package 170 x 230 x 20 mm	Art. no. 19805753 EAN no. 5703466003879

Picture	Name	Description/Technical data	
	Con. Kit, cable/cold tail self-limiting cables, dk/gb	Connection set with end-cap for assembly between DEVIpipeline™, DEVliceguard™ or DEVIhotwatt™ and cold lead/SLC and assembly end-termination. Hot melt tape 0,5x25 mm 10 cm - 1 pc. Shrink tube 19/9,5 Clear 10 cm - 1 pc. Shrinkfit End-cap 14/4,5 60 mm - 1 pc. Shrink tube 19/5 Black 135 mm - 1 pc. Double tubular rivet insul. 1,5-2,5 mm ² - 3 pcs. Wire CU 0,30 mm - 1 m Shrink tube 12/3 Black 2,5 cm - 1 pc. Shrink tube 12/3 Black 2 cm - 1 pc. Shrink tube 4/1 Black 1,5 cm - 2 pcs. Package 170 x 230 x 20 mm	Art. no. 19805761 EAN no. 5703466003886
	Con. Kit, cable/cable self-limiting cables, dk/gb	Fitting set for joining of self-limiting cables DEVIpipeline™, DEVliceguard™, DEVIhotwatt™ to self-limiting cable. Shrink tube 12/3 Black 4 cm - 1 pc. Shrink tube 19/5 Black 4 cm - 1 pc. Shrink tube 12/3 Black 8 cm - 1 pc. Hot melt tape 0,5x25 mm 10 cm - 1 pc. Shrink tube 19/9,5 Clear 17 cm - 1 pc. Shrink tube 3/1 Black 6 cm - 1 pc. Soldering tin 0.8 mm RA - 1 m Double tubular rivet insul. 1,5-2,5 mm ² - 3 pcs. Tape TESA Black 15mm roll 10 m - 1 pc. Package 170 x 230 x 20 mm	Art. no. 19805779 EAN no. 5703466003893
	DEVICrimp™ t-connection for self-limiting cables	Fitting set for joining of 1 self-limiting cable DEVIpipeline™, DEVliceguard™ or DEVIhotwatt™ to 2 self-limiting cables with T-connection. Shrink tube 19/5 Black 25 cm - 1 pc. Shrink tube 19/5 Black 18 cm - 1 pc. Shrink tube 19/9,5 Clear 10 cm - 1 pc. Shrinkfit End-cap 14/4,5 60 mm - 1 pc. Shrink tube 9/3 Black 2 cm - 4 pc. Shrink tube 9/3 Black 3,5 cm - 2 pc. Double tubular rivet 4 mm ² - 1 pc. Double tubular rivet 1,5-2,5 mm ² - 2 pcs. Shrink tube 4/1 Black 4 cm - 6 pc. Hot melt tape 0,5x25 mm 6 cm - 7 pc. Shrink tube 18/4,5 Splicemelt 12 cm - 1 pc. Package 230 x 320 x 20 mm	Art. no. 19806421 EAN no. 5703466169780
	ANSCHLAG. M/KLEM Z.VERB.VON FLEXIB. KALT (Anschlussgarnitur, mit Klemmstein zur Verbindung von flexibler Kaltleitung und Heizband, Endabschluss)	Connection set with clamping block and with end-termination for assembly between DEVIpipeline™, DEVIhotwatt™, DEVliceguard™ and cold lead. Shrinktube 24/8 Black 12 cm - 1 pc. Clamping block 5x2,5 mm ² - 1 pc. Shrinkfit end-cap TEC12-4 - 1 pc. Shrinktube 12/3 Black, 2,5 cm - 1 pc. Shrinktube 3/1,6 yellow-green, 2,5 cm - 1 pc. Wire end ferrule 1,5 mm ² - 2 pcs.	Art. no. 19400126 EAN no. 5703435002810
	Endcap	Shrinkfit End-cap TEC12-4 Package 245 x 10 x 170 mm 1 pc. in a bag	Art. no. 19400142 EAN no. 5703435002834

Self-limiting heating cables: crimp sets


Picture	Name	Description/Technical data	Art. no.	EAN no.
	Anschlussgarnitur fuer poestergehause	Connection set with end-cap for connection self-limiting cables to junction box or connection housing and assembly end-termination. Shrinkfit End-cap TEC12-4 - 1 pc. Cable gland M20, Hole: 5x7,5 mm oval - 1 pc. Cable gland M25, Hole: 5x11,5 mm oval - 1 pc. Shrink tube 12/3 Black 2 cm - 2 pcs. Shrink tube 3/16 Yellow/Green 8 cm - 1 pc. Shrink tube 4/1 Black 8 cm - 2 pcs. Wire end ferrule 1,5 mm ² - 2 pcs. Package 250 x 25 x 165 mm	Art. no. 19400100	EAN no. 5703435002797
	Insulation introduction	Cable gland M20, Hole: 5x7,5 mm oval - 1 pc. Cable gland M25, Hole: 5x11,5 mm oval - 1 pc. Metal mounting plate M20 60x60x1 mm AISI304 - 1 pc.	Art. no. 11010410	EAN no. 5703435031001
	Flathole packing PG16 for self-limiting cables	For cable gland M25 for self-limiting cables DEVIceguard™, DEVIpipeline™ and DEVIhotwatt™. Size: ø20x6 mm. Hole size: 5x11,5 mm, oval. Minimum order quantity 20 pcs.	Art. no. 19805787	EAN no. 5703435009192
Junction box and accessories				
	Junction box 0,75-2,5 mm² 7xM20	Box for indoor installation. Rated insulation voltage $U_i = 690$ V AC/DC Rated current 20 A Material PP (polypropylene) Degree of protection IP 66 Width 93 mm Height 93 mm Depth 62 mm Weight 0,129 kg Tightening torque 0,5 Nm In accordance with IEC 60670-22	Art. no. 19400167	EAN no. 5703435002858
	Junction box 1,5-4 mm² 7xM20/M25 UV	Weatherproof box for outdoor installation. Terminal 2 clamping units/pole, 5-pole, per pole 8x1,5 mm ² r/f, 6x2,5 mm ² r/f, 4x4 mm ² r/f, 2x6 mm ² r/f Rated insulation voltage $U_i = 690$ V AC/DC Rated current 32 A Material PC-GFS (polycarbonate) Degree of protection IP 66 / IP 67 / IP 69; IP 67, temporary submersion; IP 69, water pressure max. 100 bar, water temp. max. 80°C, distance $\geq 0,15$ m Size 104x104x70 mm weight 0,17 kg tightening torque 0,7 Nm in accordance with IEC 60670-22 in accordance with DNV GL - Certificate No TAE00000EE Russian Maritime Register of Shipping, approved by the letter No. 250-A-1180-108795 No. 250-A-1180-108795	Art. no. 19400165	EAN no. 5703466248539
	Bracket	Fitting for connection of housing or junction box to pipes, etc. 1 pc.	Art. no. 19405851	EAN no. 5703435002964

Picture	Name	Description/Technical data	
Fastening			
	Heizbandhalter v2a 10 cm cc 10 cm	1000 mm x 30 mm 1 pc.	Art. no. 19805300 EAN no. 5703466075104
	Heizbandhalter v2a 15 cm cc 15 cm	1000 mm x 30 mm 1 pc.	Art. no. 19805301 EAN no. 5703466195789
	Spaceclip for self-limiting cables	300 x 5 x 70 mm, stainless steel AISI 304 1 pc.	Art. no. 19805746 EAN no. 5703435010501
	Cable ties	Package 300 x 120 x 20 mm 1 bag with 100 pcs.	Art. no. 00109004 EAN no. 5703466090282
DEVIconnecto for DEVIceguard™ (B), DEVipeeguard™ (B), DEVIhotwatt™ (B)			
	DEVIconnecto B-A Connection	Package 130 x 265 x 75 mm	Art. no. 19808360 EAN no. 5703466103067
	DEVIconnecto B-C Heating cable connection	130 x 265 x 75 mm	Art. no. 19808361 EAN no. 5703466103074
	DEVIconnecto B-E End termination	130 x 265 x 75 mm	Art. no. 19808362 EAN no. 5703466103081
	DEVIconnecto B-S Connection termination	130 x 265 x 75 mm	Art. no. 19808363 EAN no. 5703466103098
	DEVIconnecto B-T, T-Junction + End termination	130 x 265 x 75 mm	Art. no. 19808364 EAN no. 5703466103104
	DEVIconnecto B-TE2 Junction + 2 End ter- mination	130 x 265 x 75 mm	Art. no. 19808365 EAN no. 5703466103111
	DEVIconnecto B-TE3 Junction + 3 End termination	130 x 265 x 75 mm	Art. no. 19808366 EAN no. 5703466103128






Self-limiting heating cables: crimp sets

Picture	Name	Description/Technical data	Art. no.	EAN no.
	DEVIconnecto B-X, X-Junction + 2 End termination	130 x 265 x 75 mm	Art. no. 19808367	EAN no. 5703466103135
	DEVIconnecto Bracket, ref AH 61400005	Bracket for installation outside the insulation. Length 194 mm, high 55 mm, width 30 mm. 	Art. no. 19808390	EAN no. 5703466125021
DEVI EasyConnect for DEVliceguard™ (T), DEVpipeguard™ (T)				
	DEVI EasyConnect EC-1 Power connection	Power supply connection set	Art. no. 98300870	EAN no. 5703466214503
	DEVI EasyConnect EC-T1 Heating cable connection	Connection set for 2 heating cables	Art. no. 98300871	EAN no. 5703466214510
	DEVI EasyConnect EC-ETK End termination	End plug set	Art. no. 98300872	EAN no. 5703466214527
	DEVI EasyConnect EC-1 +ETK Power con. + end term.	Power supply connection set with an end plug	Art. no. 98300873	EAN no. 5703466214534
	DEVI EasyConnect EC-T2 Heating cable con x 2	Set for heating cable branching – 1 to 2	Art. no. 98300874	EAN no. 5703466214541
	DEVI EasyConnect EC-2 Power connection x 2	Power supply connection set for 2 cables	Art. no. 98300875	EAN no. 5703466214558
	DEVI EasyConnect EC-3 Power connection x 3	Power supply connection set for 3 cables	Art. no. 98300876	EAN no. 5703466214565

Accessories and spare parts for dry solutions

Picture	Name	Description/Technical data	
DEVifoil™			
	Cold lead 1 x 1.5 mm² Black 50 m	Flexible 1-core cable. U0/U = 450/750 V~. Max. 90/105 °C. Package 210 x 210 x 65 mm	Art. no. 00106010 EAN no. 5703466124086
	Cold lead 1 x 1.5 mm² Blue 50 m	Flexible 1-core cable. U0/U = 450/750 V~. Max. 90/105 °C. Package 210 x 210 x 65 mm	Art. no. 00106011 EAN no. 5703466124093
	Cold lead 1 x 2.5 mm² Black 50 m	Flexible 1-core cable. U0/U = 450/750 V~. Max. 90/105 °C. Package 210 x 210 x 65 mm	Art. no. 00106012 EAN no. 5703466124109
	Cold lead 1 x 2.5 mm² Blue 50 m	Flexible 1-core cable. U0/U = 450/750 V~. Max. 90/105 °C. Package 210 x 210 x 65 mm	Art. no. 00106013 EAN no. 5703466124116
	Duct tape 50 mm x 50 m (Lærredstape)	Strong self adhesive tape with typical duct features for a wide range of applications. It consists of a 27 mesh woven PET/cotton fabric backing coated with a natural rubber adhesive. Backing PE laminated cloth Total thickness 230 µm Type of adhesive synthetic rubber Adhesion to steel 4.4 N/cm Elongation at break 16 % Tensile strength 40 N/cm Temperature resistance 60 °C Mesh 27 count per inch ² Producer type tesa® 60462	Art. no. 98931300 EAN no. 5703466147894
	Tape 2-sided 25 mm x 50 m, double-faced	Double-sided tape with a non-woven backing. General purpose. The thick layer of adhesive bonds well on uneven surfaces and has a very high initial bond. Backing material non-woven Total thickness 110 µm Type of adhesive synthetic rubber Adhesion initial />14 days Steel 12/13 N/cm, PE 5,5/7 N/cm, PP 7/12 N/cm, PVC 9/12,5 N/cm Temp. resistance short term 80 °C, long term 40 °C Producer type tesa® 51570	Art. no. 98931301 EAN no. 5703466147900
	Vulktape vm 38 mm x 6 m	For isolation of DEVifoil™ connectors after connecting to the foils powerlines	Art. no. 98931302 EAN no. 5703466147917







Accessories and spare parts for dry solutions

Picture	Name	Description/Technical data	Art. no.	EAN no.
	Depron glue, 5 kg	Package 195 x 195 x 140 mm	00106017	5703466207338
	Connector for DEVIfoil™ Floor, 500 pc (1 box)	Package 170 x 150 x 140 mm	98931203	5703466128893
	Pliers for connectors	Package 150 x 20 x 120 mm	98931205	5703466128923
	Depron®, 3 mm, 40 pc (1 box), -60 °C to +70 °C, 80 cm x 125 cm	1260 x 820 x 135 mm	00106014	5703466125137
	Depron®, 6 mm, 20 pc (1 box), -60 °C to +70 °C, 80 cm x 125 cm	1260 x 820 x 135 mm	00106015	5703466125144

Accessories and spare parts for controls

DEVI 
by Danfoss




Make it easy,
make it DEVI

Picture	Name	Description/Technical data	
For DEVIreg™ 233			
	DEVIreg™ 233 Front, knob 1 pcs. in box, White		Art. no. 19805922 EAN no. 5703466164587
	DEVIreg™ 233 Front, knob 1 pcs. in box, Light grey		Art. no. 19805923 EAN no. 5703466164594
	DEVIreg™ 233 Front, knob 1 pcs. in box, Charcoal grey		Art. no. 19805924 EAN no. 5703466164600
For thermostats with flush-mounted fixing			
	Multiboks PFXP/red E-1223740	Package 76 x 71 x 55 mm	Art. no. 19808930 EAN no. 5703435003398
	Wall mounting Box EURO size w. ELKO Frame RS-16 L571 PH Bright rounded corners	Package 87 x 87 x 40 mm	Art. no. 19808932 EAN no. 5703466078242
	Wall box EURO size ELKO Plus 40mm E-1470812 sharp corners	Package 86 x 86 x 40 mm Single surface house ELKO Plus Colour Polarwhite Height 40 mm Halogenfree Screw distance, C-C 60 mm	Art. no. 189B9139 EAN no. 5703466213780
For DEVIreg™ 610			
	Pipe assembly set, dk	Package 85 x 85 x 32 mm	Art. no. 19116920 EAN no. 5703465002873
Sensors and accessories for sensors			
	Room sensor FUGA-frame, DK only	63 x 63 x 25 mm, NTC 15 kOhm at 25 °C, IP 20	Art. no. 140F1090 EAN no. 5703466209295

Picture	Name	Description/Technical data	
	Room sensor, 426-frame	85 x 85 x 30 mm, NTC 15 kOhm at 25 °C, IP 20	Art. no. 140F1095 EAN no. 5703466209684
	Outdoor sensor IP44	80 x 50 x 35 mm, NTC 15 kOhm at 25 °C, IP 44	Art. no. 140F1096 EAN no. 5703466209691
	Sensor cable 3 m, 15 kOhm, Santoprene	Wire sensor 2x0,75 mm ² , NTC 15 kOhm at 25 °C, Ø5 mm, black Santoprene (TPV) outer sheath, IP 67, Temp. range -25 °C to 90 °C	Temp., °C Resistanse, kOhm
			-10 66,1
			-5 52,5
			0 41,1
			5 33,2
			10 27,0
			15 22,1
			20 18,2
			25 15,0
			30 12,3
35 10,4			
40 8,7			
45 7,4			
50 6,2			
	Temperature Sensor 10 m NTC 15k Santoprene		Art. no. 140F1098 EAN no. 5703466210734
	Temperature Sensor 40 m NTC15k Santoprene		Art. no. 19121445 EAN no. 5703466115015
	Outdoor sensor 2,5 m, 15 kOhm, PVC, DIN 44574	Wire sensor, 2x0,75 mm ² , NTC 15 kOhm at 25 °C, Ø10 mm, white PVC outer sheath, IP 67, Temp. range -25 °C to 70 °C	Art. no. 140F1092 EAN no. 5703466209318
	Silicon temperature sensor for DEVIreg™ 330 (60-160°C), NTC 16,1 kOhm @ 100°C	Wire sensor, 2,5 m, 2x0,75 mm ² , NTC 16,1 kOhm at 100 °C, Ø9 mm, IP 65, Temp. range 50 °C to 170 °C	Art. no. 140F1097 EAN no. 5703466209707
	Flexpipe Ø6,7 mm, 2,5 m	Package 170 x 240 x 20 mm, inner Ø6,7 mm, outer Ø10 mm, Black	Art. no. 140F1114 EAN no. 5703466215234
	AstroFlex FFTYL Ø8,5 mm, roll 50 m	Package 400 x 130 x 400 mm, Flexpipe for sensor and cable protection.	Art. no. 19809100 EAN no. 5703435009314

Picture	Name	Description/Technical data	Art. no.	EAN no.
	Sensor shell M20	Size 95 x Ø20 mm inner Ø10,5 mm, inner Ø19,9 mm	12500112	5703435031025
	Sensor end-cap brass for Flexpipe Ø6,7 mm	Package 60 x Ø12 mm, size 60 x Ø12 mm, inner Ø6,7 mm, inner Ø10 mm	12500120	5703466111543
	Accessory kit Elements Transition Pipe	Mounting kit for 3 m wire sensor	18055354	5703466124420
For DEVIreg™ 850				
	Sensor tube and cap for DEVIreg™ 850	Installation tube for Ground Sensor DEVIreg™ 850 Ø 93 x 98	19119977	5703466208359
	PSU CP-D 24/2.5 100-240VAC/24VDC DINrail	Primary switch mode Power Supply Unit for DEVIreg 850. Input voltage 100-240 VAC, 47-63 Hz Output voltage 24 VDC (24-28 VDC) Output current/power, max 2,5 A / 60 W Ambient temp., operation -10...+70 °C IP class IP20 Mounting on DIN-rail Dimensions (H/W/D) 54 x 90 x 55 mm	140F1089	5703466209721

Accessories and spare parts for other heating elements

Picture	Name	Description/Technical data	Art. no.	EAN no.
	Wall mounting for DEVItemp™ cabin A	Package 280 x 40 x 130 mm	Art. no. 19400514	EAN no. 5703435010464
	Wall mounting for DEVItemp™ cabin B	Package 360 x 150 x 40 mm	Art. no. 19400522	EAN no. 5703435010471
	Button	Button for DEVItemp™ 115T, DEVItemp™ 121T	Art. no. 19001874	EAN no. 5703435001332
	Heating element 400 V, 2000 W	Heating element for DEVItemp™ 106T	Art. no. 23804776	EAN no. 5703466168752
	Heating element 400 V, 3000 W	Heating element for DEVItemp™ 109T	Art. no. 23804792	EAN no. 5703466208779
	Heating element 400 V, 3500 W	Heating element for DEVItemp™ 121T	Art. no. 23804594	EAN no. 5703464001761
	3-pole thermostat 0-40 °C, 125 °C	Thermostat for DEVItemp™ 303T	Art. no. 19002237	EAN no. 5703466096475
	3-pole thermostat 0-40 °C, 165 °C	Thermostat for DEVItemp™ 106T, DEVItemp™ 109T	Art. no. 19001297	EAN no. 5703464010909
	1-pole thermostat 0-40 °C	Thermostat for DEVItemp™ 115T, DEVItemp™ 121T	Art. no. 19001056	EAN no. 5703435001257
	1-pole thermal fuse 160 °C	Thermostat for DEVItemp™ 115T, DEVItemp™ 121T	Art. no. 19002211	EAN no. 5703464008524

Index

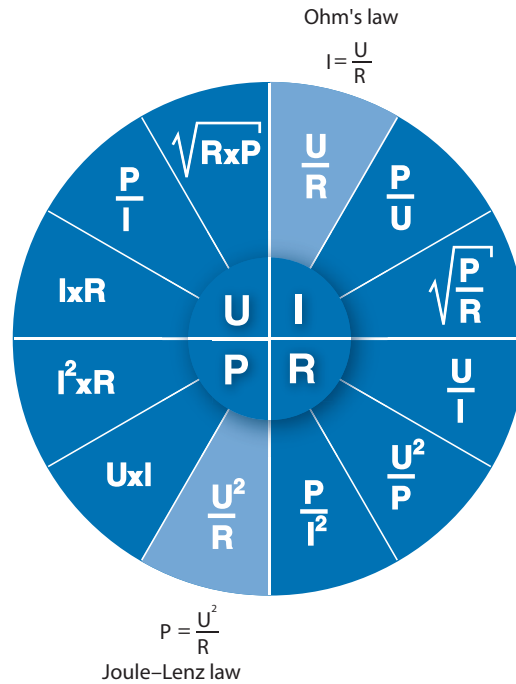
Applications.....	4	DEVconnecto.....	71
Floor heating systems.....	6	DEVpipeguard™ LSZH 10/25/33.....	73
Ice and snow melting systems.....	8	DEVI EasyConnect.....	75
Pipe tracing.....	10	DEVpipeguard™ 30/60 Industry.....	77
Sport fields and agriculture.....	12	DEVliceguard™ 18 (B) Drum Goods.....	79
Vineyards frost protection systems.....	14	DEVliceguard™ 18 (T) Drum Goods.....	81
Cold stores.....	16	DEVliceguard™ 18 (T) Ready-made.....	83
Cold stores and concrete hardening.....	17	DEVIhotwatt™ 45 / 55 / 70.....	85
Other heating elements.....	18	DEVImulti™ PVC.....	87
DEViflex™ 6T.....	20	DEVIsport™.....	90
DEViflex™ 10T.....	21	DEVifoil™ Mirror.....	91
DEViflex™ 18T.....	23	DEVireg™ 233.....	92
DEVibasic™ 10S.....	25	DEVireg™ 130/132.....	94
DEVibasic™ 20S - 230 V & 400 V.....	27	DEVireg™ 530/531/532.....	96
DEVibasic™ Drum Goods.....	29	DEVireg™ Opti.....	98
DEVicomfort™ 10T.....	30	DEVireg™ Basic.....	100
DEVimat™ 70T.....	32	DEVireg™ Basic Polar white.....	102
DEVimat™ 100T.....	33	DEVireg™ Room.....	104
DEVimat™ 150T.....	35	DEVireg™ Room Polar white.....	106
DEVimat™ 200T.....	37	DEVireg™ Touch.....	108
DEVicomfort™ 100T.....	38	DEVireg™ Smart.....	110
DEVicomfort™ 150T.....	39	DEVireg™ Hotwater.....	112
DEVIheat™ 150S & Mirror 150S.....	41	DEVireg™ Plug-in.....	114
DEViflex 50T.....	43	DEVireg™ 330.....	115
DEViflex 75T.....	44	DEVireg™ 316.....	117
DEViflex 100T.....	45	DEVireg™ 610.....	119
DEViflex 150T.....	46	DEVireg™ Multi.....	120
DEViflex 175T.....	47	DEVireg™ 850 IV.....	122
DEVicell™.....	48	Thermostat range for Indoor applications.....	124
DEVipeheat™ 10 V2.....	49	Thermostat range for Outdoor applications.....	125
DEVipeheat™ 10 V3.....	51	DEVitemp™ Fan Heater.....	126
DEVlaqua™ 9T - 230 V/400V/Special order.....	54	DEVltronic™.....	127
DEVIsafe™ 20T - 230V.....	57	DEVItector™ II V2.....	128
DEVIsnow™ 20T - 230 V & 400 V.....	59	Accessories and spare parts for cables and mats.....	129
DEVIsnow™ 30T - 230 V & 400 V.....	61	Self-limiting heating cables: crimp sets.....	134
DEVIsnow™ 300T - 230 V & 400 V.....	63	Accessories and spare parts for dry solutions.....	139
DEVIsnow™ Drum Goods.....	65	Accessories and spare parts for controls.....	141
DEVlasphalt™ 30T.....	66	Accessories and spare parts for other heating elements.....	144
DEVlasphalt™ 300T - 230 V & 400 V.....	67	Index.....	145
DEVpipeguard™ (B) 10/25/33.....	69	Expand your knowledge.....	146

Expand your knowledge

Danfoss Floor Heating Electrical is Europe's leading manufacturer of intelligent electrical floor heating and frost protection systems.

This position is secured by a dedicated focus on advanced and above all user-friendly systems, developed in the world's largest competence center for floor heating.

Electrotechnical formulas



Cable calculation formulas

$$L = \frac{U}{\sqrt{(p \cdot r)}},$$

$$r = \frac{U^2}{(L^2 \cdot p)},$$

$$p = \frac{U^2}{(L^2 \cdot r)},$$

where:

- L – length of heating cable (m);
- U – supply voltage (V);
- p – specific output (W/m);
- r – specific resistance (Ohm/m).

New DEVI Website

Our DEVI website has been redesigned to make it easier than ever to find what you're looking for.

Explore features that help you quickly access the information and tools you need:

- **Clear Overview of Our Solutions**

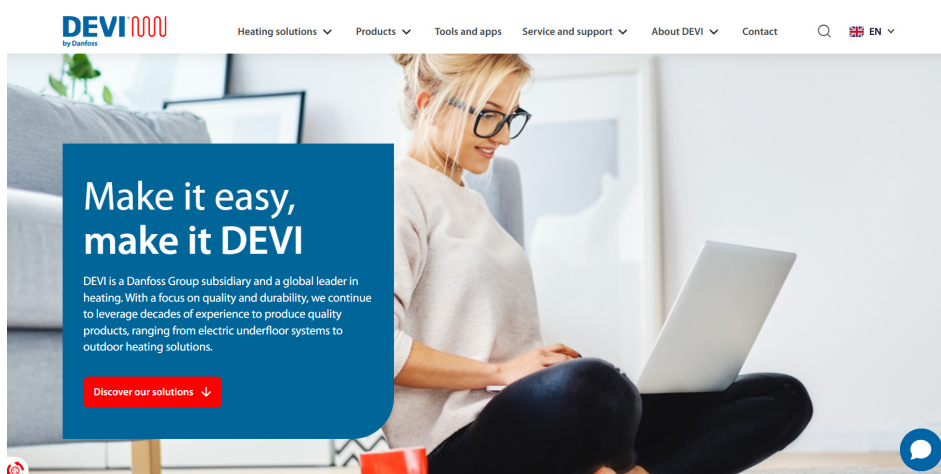
Easily explore our products and applications with a new, user-friendly layout.

- **Tools and Apps**

Download a range of practical tools and apps, including DEVI BIM models and the Danfoss Installer app for creating e-Warranty, all designed to make your daily work easier.

- **Chatbot Assistance**

Got questions? Use our chatbot to help you find the right answers quickly.



Scan the QR code to visit the new DEVI website today!

BIM



THE NEW ERA OF DESIGN AND CONSTRUCTION

What is BIM:

In recent years, Building Information Modeling (BIM) has revolutionized the construction industry.

In short, it is an extensive database that gathers detailed information throughout the entire lifecycle of a project - from the initial design phase, through construction, operation, and finally decommissioning.

With BIM, you can:

- Gain technical support
- Engineers can design, document, and construct buildings faster and more

accurately than ever before.

- Achieve more accurate cost and time estimates.
- Easily share information.
- Improve construction process efficiency.
- Reduce the risk of errors and conflicts.

Considering all the benefits of BIM, the construction industry can create better buildings that are more efficient, sustainable, and cost-effective.

Shaping a sustainable future:

By leveraging the latest advancements in BIM technology, engineers can play a crucial role in building a safer and more sustainable future for everyone.



Explore BIM libraries! link to our website or QR code

Follow our global channels



DEVI[®]
by Danfoss

Make it easy,
make it **DEVI**

Danfoss A/S · DEVI · devi.com · +45 7488 2222 · eh@danfoss.com

Any information, including, but not limited to information on selection of product, its application or use, product design, weight, dimensions, capacity or any other technical data in product manuals catalogues descriptions, advertisements, etc. and whether made available in writing, orally, electronically, online or via download, shall be considered informative, and is only binding to the extent, explicit reference is made in a quotation or order confirmation. Danfoss cannot accept any responsibility for possible errors in catalogues, brochures, videos and other material. Danfoss reserves the right to alter its products without notice. This also applies to products ordered but not delivered provided that such alterations can be made without changes to form, fit or function of the product.

All trademarks in this material are property of Danfoss A/S or Danfoss group companies. Danfoss and the Danfoss logo are trademarks of Danfoss A/S. All rights reserved.

devi.com