

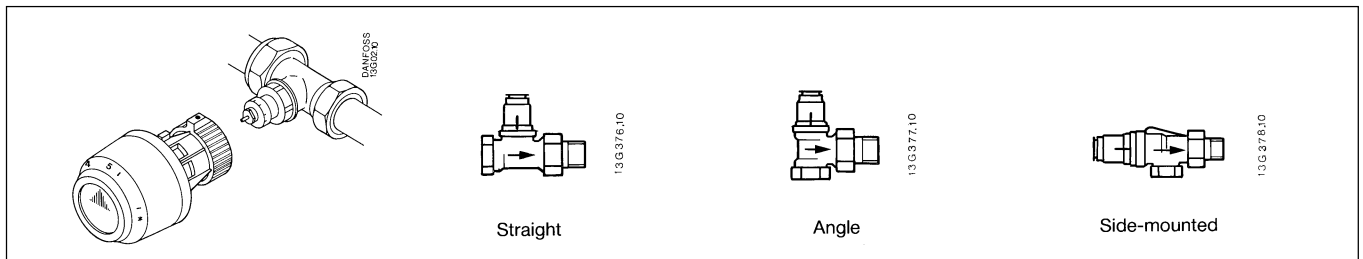
DANFOSS

Installation Instruction
RA 2000 Valves
For use with RA-2000 thermostatic operators
on hot water and 2-pipe low pressure
steam systems.

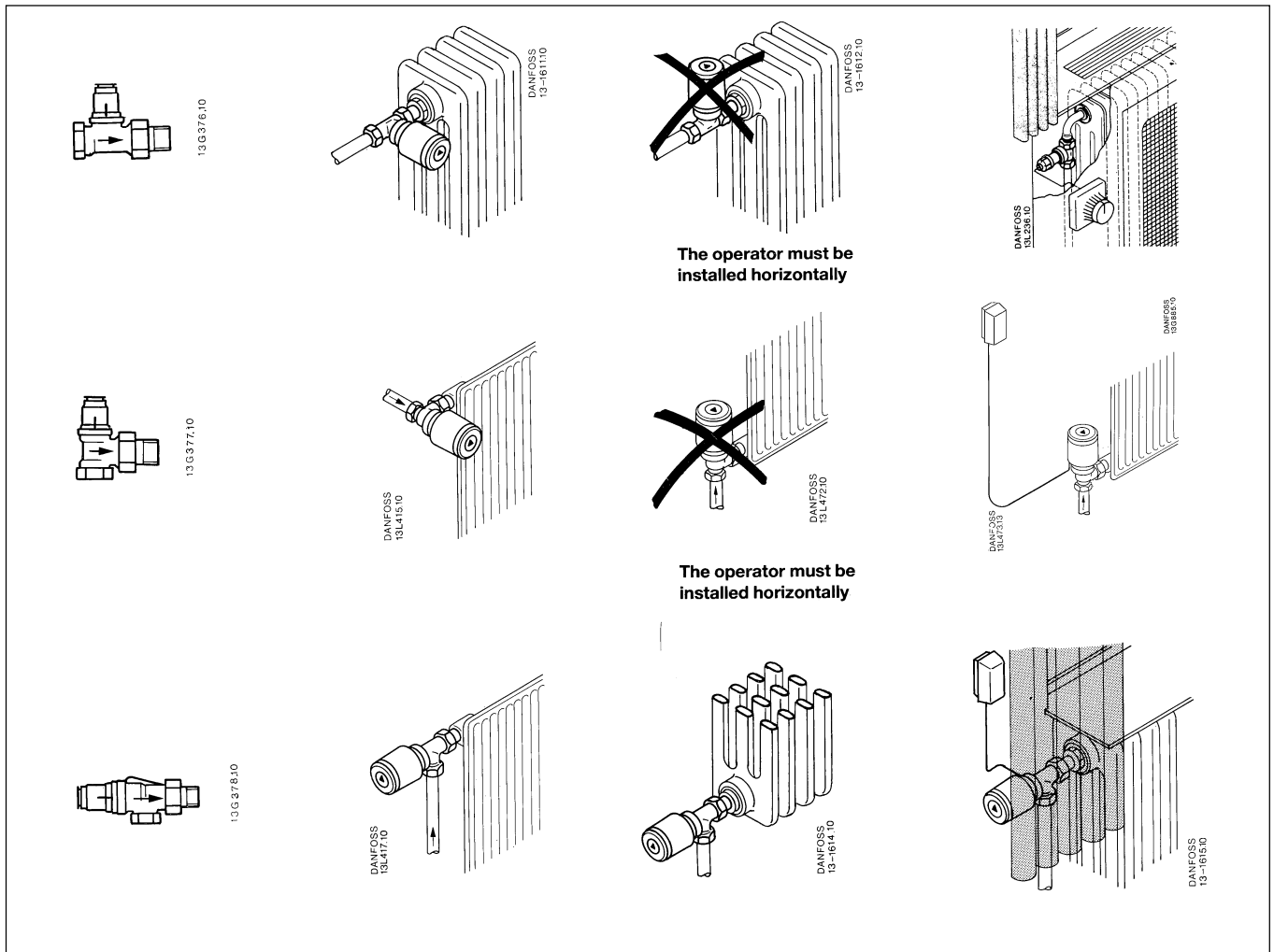
Danfoss

013R9055

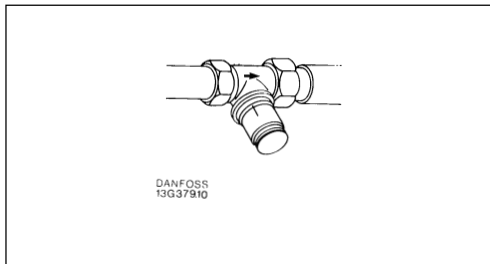
Product



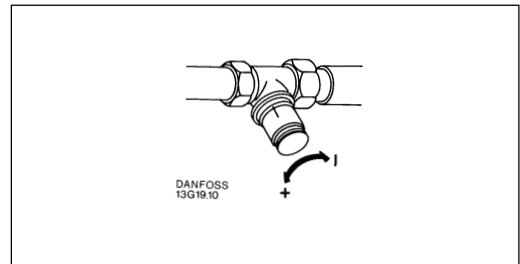
Applications



Mounting



The valve should be placed into the inlet (supply) side of the radiator with the arrow in the flow direction.

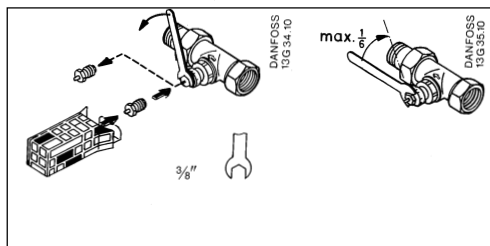


The flow through the valve can manually be adjusted with the grey screw on the protective cap. Do not remove the adjustable protective cap from the valve until the operator is ready to be mounted. Note: When installing valves on 2-pipe low pressure steam, the valve should not be positioned where condensate will accumulate in the valve.

Testing

Maximum test pressure	232 psig	(16 bar)
Maximum temperature	250°F	(120°C)

How to replace the packing



Should the valve body packing gland show signs of weeping after a certain time, the gland can be renewed in a few minutes without interrupting the operation of the system. Order packing gland for RA 2000 valves code no. 013G0290. (Sold in packs of 10 units).

ASHRAE Standard

All RA 2000 valve bodies are manufactured to the highest standards and have been independently tested and conform to ASHRAE 102-1983.



Danfoss can accept no responsibility for possible errors in printed material and reserves the right to alter its products without notice.

Danfoss Automatic Controls

a division of Danfoss Inc.
4971 Mercantile Road
Baltimore, MD 21236
USA
Telephone: (410) 931-8250
Telefax: (410) 931-8256

Danfoss Mfg. Co. Ltd.

7880 Tranmere Drive
Mississauga, Ontario L5S 1L9
Canada
Telephone: (905) 676-6000
Telefax: (905) 676-0279

WARNING ⚠: Brass products such as Danfoss valves should not be installed in hydronic heating systems which are being treated with medias that contain – or that during the process of treatment could develop, agents aggressive to brass. In concentrations larger than shown, agents such as Ammonia (0.2 mg/l), Mercury (0.01 mg/l), Oxygen (0.05 mg/l), Carbon dioxide (0.05 mg/l), Chloride (20 mg/l) must be avoided. Further, the pH-value of the fluid in the hydronic heating system in contact with the brass products should not exceed 9.5. Neglecting the above restrictions may in some circumstances cause damage to the brass in a valve allowing the heating fluid to escape, possibly scalding any bystanders.

NOTE: To avoid internal damage and void of warranty mineral oils must not come in contact with EPDM valve components.