

Preliminary Data Sheet

ED-DT180-PT7000-48V-1M42

Low voltage eHub

FEATURES

- Permanent Magnet Synchronous Motor (PMSM) with Hairpin Winding
- Engineered to deliver high-efficiency propulsion for electric vehicles
- Developed specifically for demanding applications
- Smaller, lighter and more efficient than conventional products on the market



TYPICAL APPLICATIONS

- eHub
- Mini excavator
- Mini wheel loader
- eBoom lift

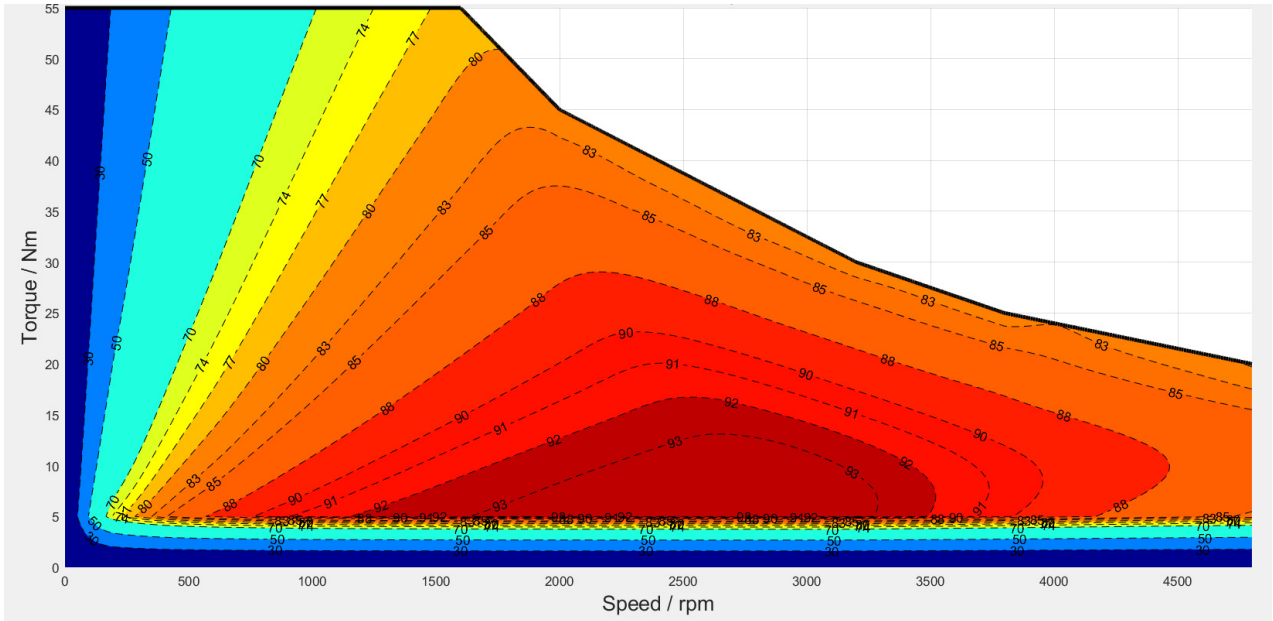
SPECIFICATIONS

General	
Rated voltage	48 V _{DC}
Voltage range	33-66 V _{DC}
Rated output power	3.5 kW
Maximum output power	7.5 kW
Rated / Max output speed	21/42 rpm
Rated / Max output torque	1600/6180 Nm
Gearbox lubrication	0.85L/SHC626
Gearbox ratio	114.5
Poles of motor	4
Speed sensor type	SIN/COS resolver
Poles of speed sensor	4
SIN/COS (peak-to-peak)	3.2 ±0.4 V
Line back EMF (V/k rpm)	10.3 ±10 % (25°C)
Line resistance (mΩ)	29.5 ±5 %, unbalance ≤3 %
Line inductance (uH)	108 ±5 %, unbalance ≤3 %
Insulation resistance	≥20 MΩ (500 V _{DC})
Duty type	S2 (60 min)
Insulation class	H
Temperature sensor type	PT1000
Rated brake voltage	48 V
Rated brake torque	≥85 Nm
Drop-out voltage	≤24 V
Pull-in voltage	≤32 V
Maintain current	≤2 A
Effective braking cycles	≥1000 time

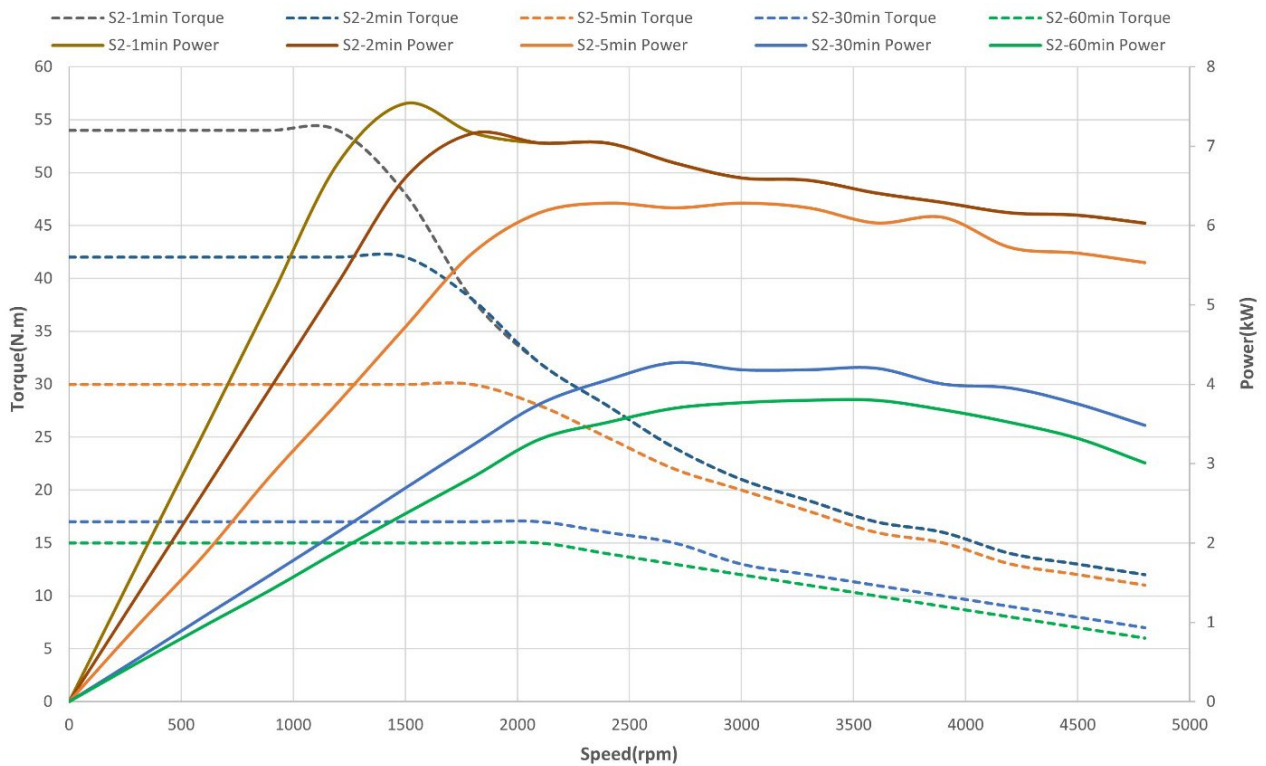
Mechanical	
Dimensions (W x H x L)	280 x 280 x 418 mm
Weight	66.5 ±1 kg

Ambient Conditions	
Storage temperature	-30°C - +85°C
Operating temperature	-30°C - +55°C
Altitude	≤1000 m
Enclosure class	IP67

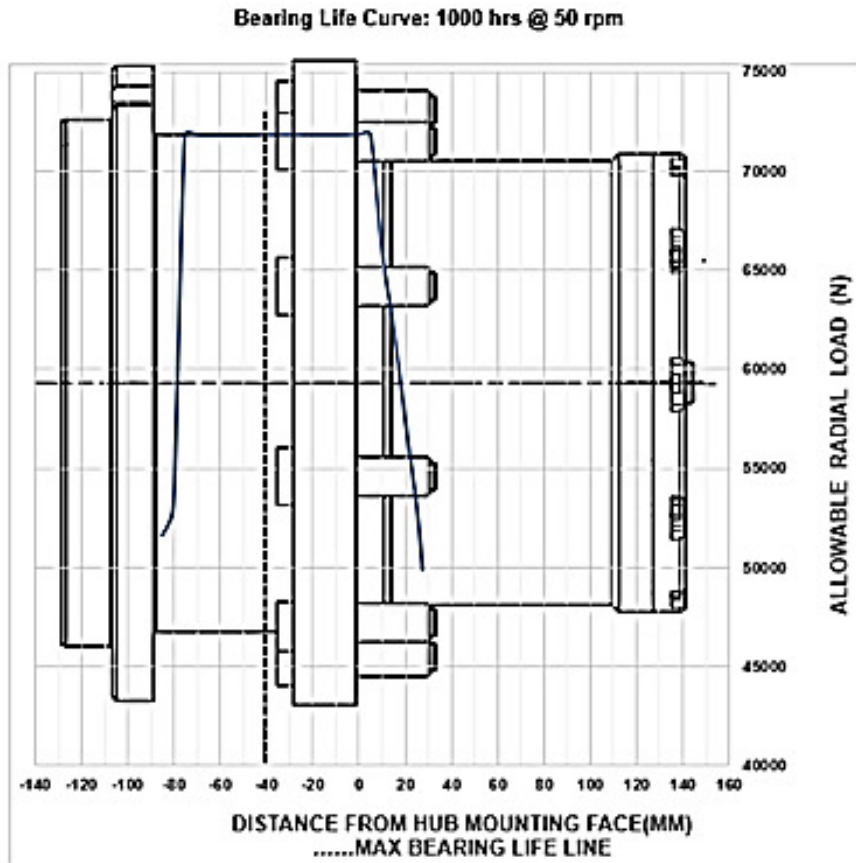
Standards and classifications	
Withstand Voltage Test	EN 1175:2020
Insulation Resistance Test	EN 1175:2020
Low Temperature Storage Test	IEC 60068-2-1:2025 Test A: Cold
Low Temperature Operation Test	IEC 60068-2-1:2025 Test A: Cold
High Temperature Storage Test	IEC 60068-2-2:2025 Test B: Dry heat
High Temperature Operation Test	IEC 60068-2-2:2025 Test B: Dry heat
Salt Spray Test	IEC 60068-2-52:2017 Test Kb: Salt mist, cyclic (sodium chloride solution)
EMC Test	ISO 13766-1:2018; IEC 61000-4-2; IEC 61000-4-8 and IEC 61000-4-5
Over-Speed Test	IEC 60034-1:2017 Part 1 Rating and performance
Constant Damp Heat Test	IEC 60068-2-78:2025 Test Cab Damp heat, steady state
Damp Heat Cycle Test	IEC 60068-2-30:2025 Test Db Damp heat, cyclic (12 h + 12 h cycle)
Temperature Shock Test	IEC 60068-2-14:2023 Test N Change of temperature
Swept-Sine Vibration Test	IEC 60068-2-6:2007 Test Fc Vibration (sinusoidal)
Broadband Random Vibration Test	IEC 60068-2-64:2019 Test Fh Vibration, broadband random and guidance
Shock Vibration Test	IEC 60068-2-27:2008 Test Ea and guidance: Shock
IP Protection Test	IEC 60529:2008 Degrees of protection provided by enclosures (IP Code)
Free Fall Test	IEC 60068-2-31:2008 Test Ec: Rough Handling Shocks



Picture 1 EM-PMI180-T54-4800 efficiency map at 48 V_{DC}

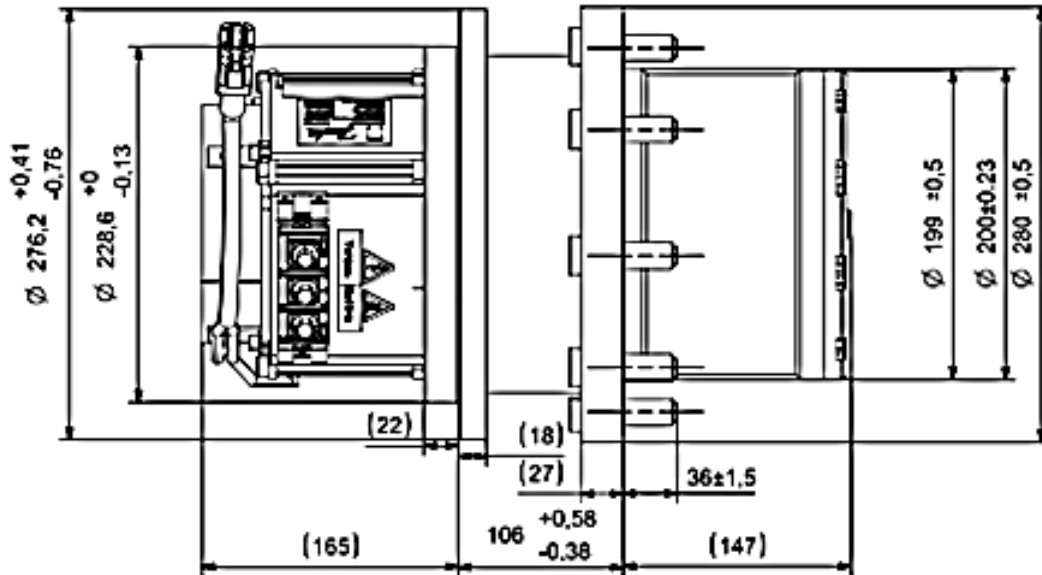


Picture 2 EM-PMI180-T54-4800 S2 mode work curve at 48 V_{DC} (Note: The maximum output torque of eHub equals motor torque multiplied by ratio 114.5)



Picture 3 Bearing life curve: 1000 hrs at 50 rpm

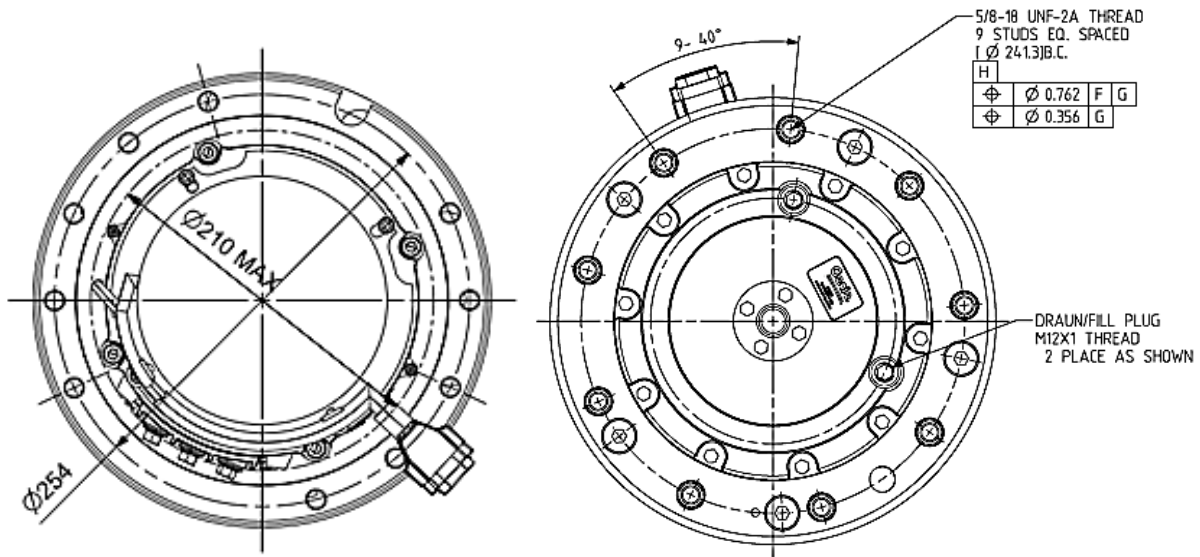
DIMENSIONS



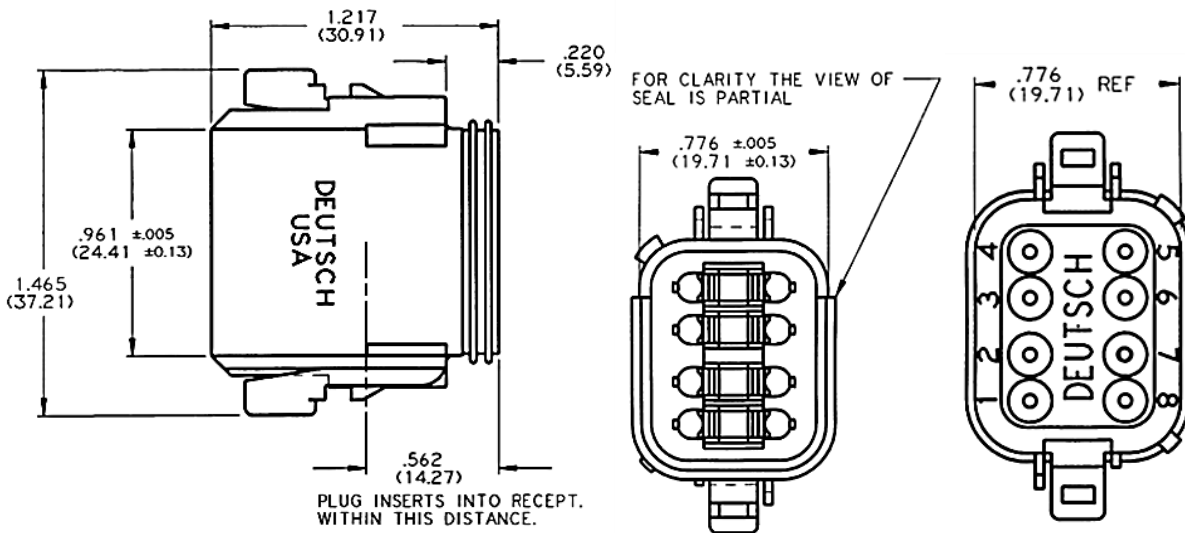
Picture 4 Dimensions for ED-DT180-PT7000-48V-1M42

Dimension	Length
L	418 mm
W	280 mm
H	280 mm

Table 1 Dimensions for ED-DT180-PT7000-48V-1M42



Picture 5 Diameters for ED-DT180-PT7000-48V-1M42



Picture 6 Connector information for ED-DT180-PT7000-48V-1M42

SIGNAL CONNECTOR PINOUT

Connector type: DT06-08SA-EP06		
Pin	Discription	Color
1	VCC +5V	Orange
2	GND	Grey
3	Brake+	Red
4	Brake-	Black
5	Temp Sensor-	Yellow
6	Temp Sensor+	White
7	SIN	Green
8	COS	Blue

PRODUCT CODE AND OPTIONS

Product code	Description
ED-DT180-PT7000-48V-1M42	ED - Electric sub-system
	DT180 - Drivetrain system
	PT7000 - 7000 Gearbox torque platform
	48 V _{DC} platform voltage
	1M42 - 1M: Gear Ratio 1, 42: Max output speed

Danfoss can accept no responsibility for possible errors in catalogues, brochures and other printed material. Danfoss reserves the right to alter its products without notice. This also applies to products already on order provided that such alterations can be made without changes being necessary in specifications already agreed. All trademarks in this material are property of the respective companies. Danfoss and the Danfoss logotype are trademarks of Danfoss A/S. All rights reserved.
