

Installation guide

**Pressure transmitters**

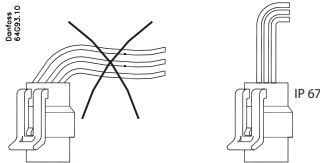
DST P1XX

075R0013

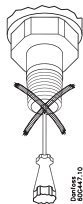
075R0013

	<p>Electrical connection: See Danfoss Product Store or code specific Engineering sheet                  Elektrisk tilslutning: Se Danfoss Product Store eller kode specifikt datablad                  Elektrischer Anschluss: Siehe Danfoss Product Store oder Codenummer-spezifisches Konstruktionsdatenblatt.                  Raccordement électrique: Reportez-vous au Product Store Danfoss ou à la fiche technique spécifique à la référence.                  Conexión eléctrica: Ver Danfoss Product Store o la hoja de ingeniería del código específico                  Connessione elettrica: prego guardare Danfoss Product Store" e/o i codici presenti e disponibili all'interno della documentazione tecnica                  电气连接: 请访问网站Danfoss Product Store 或者查看产品对应的工程图纸</p>			
	<p>M12 x 1, 4 pin<sup>(1)</sup></p> <p>4 pole</p>	<p>Metri-Pack 150</p> <p>Danfoss 64077.10</p>	<p>AMP seal 16</p>	<p>Deutsch DT04, 4 Pin</p>
<p>ISO 15170, Bayonet</p> <p>Danfoss 64084.10</p>	<p>Deutsch DT04 – 3 Pin</p>	<p>M12 – 5 PIN</p>		
<p><sup>(1)</sup> Tightening torque between electrical connector and mating connector (e.g. adaptor, cable, etc) is limited. Recommended is 0,5 Nm and the maximum is 1,2 Nm.  <sup>(1)</sup> 电气接头与配套接头 (例如: 适配器、电缆等) 之间的紧固扭矩是有限制的。建议扭矩为 0.5 Nm, 最大为 1.2 Nm。</p>				

**Electrical connection / 电气连接**




- Make sure the connecting wire is not overstretched
- Use a torque wrench to install the sensor by applying a Max torque of 25 Nm on the Hex marked by the red arrow
- 确保连接线没有被过度拉伸
- 如图红色箭头所示位置, 使用扭力扳手安装传感器, 扭矩不得大于 25 Nm
- It's forbidden to clean the pressure port with sharp tool.
- 禁止使用锋利的工具清洁压力端口。

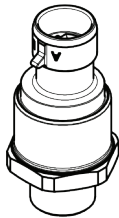


		<p><b>American and Canadian approvals:</b>          Must be powered by Class 2 power supply</p> <ol style="list-style-type: none"> <li>Automatic electrical controls acc. to UL 60730-1 and part 2-6 /CAN/CSA E60730 and part 2-6, file E31024.</li> <li>Equipment for process measurement and control acc. to UL 61010-1 / CSA C22.2 No. 61010-1-12, file E494625.</li> <li>Nonincendive electrical equipment for use in Class I, Div. 2, Groups A, B, C &amp; D harzarous locations in acc. to UL 121201 / C22.2 No. CSA-213, file E510763.</li> <li>The MWP 50 bar (max. working pressure)'</li> <li>Evaluated for pollution Degree 2</li> <li>Altitude up to 8000 m</li> <li>Max. R.H. 95% non-condensing</li> <li>Overvoltage category I</li> </ol> <p><b>美国和加拿大认证:</b>          必须由 2 类电源供电</p> <ol style="list-style-type: none"> <li>自动电气控制符合 UL 60730-1 和第 2-6 部分 /CAN/CSA E60730 和第 2-6 部分, 文件 E31024。</li> <li>用于过程测量和控制的设备, 符合 UL 61010-1 / CSA C22.2 No. 61010-1-12, 文件 E494625。</li> <li>非可燃性电气设备, 用于 1 类, 2 分区, A、B、C、D 组危险场所, 符合 UL 121201 / C22.2 No. CSA-213, 文件 E510763。</li> <li>MWP (最大工作压力) 50 bar</li> <li>评估为污染等级 2</li> <li>海拔高达 8000 米</li> <li>最大相对湿度 95% (无冷凝)</li> <li>过电压类别 I</li> </ol>						
	<p><b>ATEX ZONE 2</b></p>	<table border="1"> <tr> <td data-bbox="311 778 461 817"> </td> <td data-bbox="461 778 1037 817">                 Only Ex marked products are suitable for installation in HazLoc (Explosive Atmospheres)             </td> </tr> <tr> <td data-bbox="311 817 461 849"> </td> <td data-bbox="461 817 1037 849">                 EN IEC 60079-0:2018; EN IEC 600079-7: 2015/A1:2018             </td> </tr> <tr> <td colspan="2" data-bbox="311 849 1037 1485"> <ul style="list-style-type: none"> <li>Application: Pressure measurement in potentially explosive area (Zone 2)</li> <li>The DST P1xx is in compliance with the ATEX directive 2014/34/EU and for the UK Equipment and protective systems intended for use in potentially explosive atmospheres Regulation 2016.</li> <li>Ex requirements fulfilled through certificates: IECEx ULD 23.0014U, UL 23 ATEX 3017U, UL23UKEX2865U</li> <li>The Power supply to the transmitter must be switch off prior service / maintenance.</li> <li>Only to be installed and serviced by Ex qualified persons.</li> <li>In event of damage to the enclosure or diaphragm or overload, the pressure transmitter must be replaced.</li> <li>Demands on the medium: parts in contact with the medium are made of stainless steel.</li> </ul> <p>The user is responsible for careful analysis of all process parameters to ensure the applied media is not corrosive to stainless steel. The end user must ensure the process connection is tight and use a suitable gasket/seal for the media and process connection. The pressure connection must be tightened with a max. torque of 25 Nm.</p> <p><b>Schedule of limitations as follows:</b></p> <ul style="list-style-type: none"> <li>Device shall be tested for temperature suitability in end application. Hottest component achieved 97.4 °C in a 40 °C surrounding air temperature. A rise of 57.4 °K should be considered in end application.</li> <li>The equipment shall only be used in an area of at least pollution degree 2, as defined in IEC 60664-1.</li> </ul> </td> </tr> </table>		Only Ex marked products are suitable for installation in HazLoc (Explosive Atmospheres)		EN IEC 60079-0:2018; EN IEC 600079-7: 2015/A1:2018	<ul style="list-style-type: none"> <li>Application: Pressure measurement in potentially explosive area (Zone 2)</li> <li>The DST P1xx is in compliance with the ATEX directive 2014/34/EU and for the UK Equipment and protective systems intended for use in potentially explosive atmospheres Regulation 2016.</li> <li>Ex requirements fulfilled through certificates: IECEx ULD 23.0014U, UL 23 ATEX 3017U, UL23UKEX2865U</li> <li>The Power supply to the transmitter must be switch off prior service / maintenance.</li> <li>Only to be installed and serviced by Ex qualified persons.</li> <li>In event of damage to the enclosure or diaphragm or overload, the pressure transmitter must be replaced.</li> <li>Demands on the medium: parts in contact with the medium are made of stainless steel.</li> </ul> <p>The user is responsible for careful analysis of all process parameters to ensure the applied media is not corrosive to stainless steel. The end user must ensure the process connection is tight and use a suitable gasket/seal for the media and process connection. The pressure connection must be tightened with a max. torque of 25 Nm.</p> <p><b>Schedule of limitations as follows:</b></p> <ul style="list-style-type: none"> <li>Device shall be tested for temperature suitability in end application. Hottest component achieved 97.4 °C in a 40 °C surrounding air temperature. A rise of 57.4 °K should be considered in end application.</li> <li>The equipment shall only be used in an area of at least pollution degree 2, as defined in IEC 60664-1.</li> </ul>	
	Only Ex marked products are suitable for installation in HazLoc (Explosive Atmospheres)							
	EN IEC 60079-0:2018; EN IEC 600079-7: 2015/A1:2018							
<ul style="list-style-type: none"> <li>Application: Pressure measurement in potentially explosive area (Zone 2)</li> <li>The DST P1xx is in compliance with the ATEX directive 2014/34/EU and for the UK Equipment and protective systems intended for use in potentially explosive atmospheres Regulation 2016.</li> <li>Ex requirements fulfilled through certificates: IECEx ULD 23.0014U, UL 23 ATEX 3017U, UL23UKEX2865U</li> <li>The Power supply to the transmitter must be switch off prior service / maintenance.</li> <li>Only to be installed and serviced by Ex qualified persons.</li> <li>In event of damage to the enclosure or diaphragm or overload, the pressure transmitter must be replaced.</li> <li>Demands on the medium: parts in contact with the medium are made of stainless steel.</li> </ul> <p>The user is responsible for careful analysis of all process parameters to ensure the applied media is not corrosive to stainless steel. The end user must ensure the process connection is tight and use a suitable gasket/seal for the media and process connection. The pressure connection must be tightened with a max. torque of 25 Nm.</p> <p><b>Schedule of limitations as follows:</b></p> <ul style="list-style-type: none"> <li>Device shall be tested for temperature suitability in end application. Hottest component achieved 97.4 °C in a 40 °C surrounding air temperature. A rise of 57.4 °K should be considered in end application.</li> <li>The equipment shall only be used in an area of at least pollution degree 2, as defined in IEC 60664-1.</li> </ul>								

			<ul style="list-style-type: none"> <li>The equipment shall be installed in an enclosure that provides a minimum ingress protection of IP 54 in accordance with IEC 60079-0.</li> <li>Transient protection shall be provided that is set at a level not exceeding 140 % of the peak rated voltage value at the supply terminals to the equipment.</li> </ul>
--	--	--	---

	Type / 型号	DST P1XX	Current output / 电流输出	Absolute voltage output / 绝对电压输出	Ratiometric output / 比率电压输出
	Max. ambient temperature \ 最高环境温度		85 °C / 212 °F	125 °C / 257 °F	125 °C / 257 °F
	Voltage Supply / 电源		+ 8 - 28 V DC	+ 8 - 32 V DC	+ 5V DC ± 10%
	Output / 输出		4 - 20 mA	0 - 10 V	10 - 90% Vss

### SAE Female Flare / SAE 内螺纹喇叭口



#### SAE Female Flare

- Suitable for use with Schrader Valve connections
- Recommended installation torque: 17 Nm (12.5 ft-lb)<sup>(1)</sup>

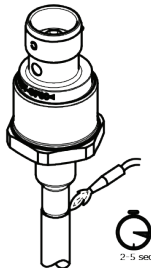
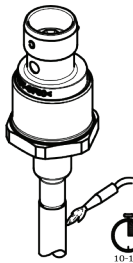
<sup>(1)</sup> Only for reference. Mating materials and thread sealants might require different torque values among applications.

#### SAE 内螺纹喇叭口

- 适合与施克拉德阀接头一起使用
- 建议安装扭矩： 17 Nm (12.5 ft-lb)<sup>(1)</sup>

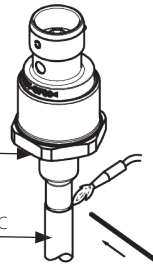
<sup>(1)</sup> 仅供参考。配套材料和螺纹密封剂在不同应用中可能要求不同的扭矩值。

### 1/4" Solder connection / 1/4" 焊料链接



Max. / 最高 125 °C  
(275 °F)

Max. / 最高 850 °C  
(1550 °F)



- Under these conditions no additional cooling of the sensor is required
- Nitrogen shielding optional
- 在这些条件下，无需对传感器进行额外冷却
- 可选氮气保护



It is important to do a proper installation of both connectors to make sure the sensor is sealed properly especially in humid environment. I.e. make sure the mating connector condition can provide the required level of ingress protection (IP67) so that IP protection is fulfilled together with mating connector. It is forbidden to wash the sensor with water under pressure as the IP67 rating does not provide the required level of water ingress protection from High Pressure Water / Steam Cleaning.

In case the sensor is left without mating connector it is required to add a protective cover.



务必正确安装两个连接器，以确保传感器正确密封（尤其是在潮湿环境中）。即：确保配套连接器的状态可以提供所需的防护等级（IP67），以使装配好的连接器达到 IP 防护等级要求。禁止使用高压水清洗传感器，因为 IP67 防护等级不能防止高压水 / 蒸汽侵入。  
在传感器连接配套接头前，需加装保护罩。

Any information, including, but not limited to information on selection of product, its application or use, product design, weight, dimensions, capacity or any other technical data in product manuals, catalogues descriptions, advertisements, etc. and whether made available in writing, orally, electronically, online or via download, shall be considered informative, and is only binding if and to the extent, explicit reference is made in a quotation or order confirmation. Danfoss cannot accept any responsibility for possible errors in catalogues, brochures, videos and other material. Danfoss reserves the right to alter its products without notice. This also applies to products ordered but not delivered provided that such alterations can be made without changes to form, fit or function of the product.

All trademarks in this material are property of Danfoss A/S or Danfoss group companies. Danfoss and the Danfoss logo are trademarks of Danfoss A/S. All rights reserved.