


Hydronic balancing and Control | AB-QM 4.0 Flexo

Flexible PICV connection set for fast **installation, flushing** and **servicing**

AB-QM 4.0 Flexo is a compact and time saving connection set for two-pipe and four-pipe Fan Coil Units for heating and/or cooling in hydronic HVAC systems. It is the best answer for increased installation flexibility and prefab projects.



8-in-1

PICV solution for
control, hydronic
balancing, measuring,
installation, flushing,
filling, draining and
servicing

8 good reasons to choose AB-QM 4.0 Flexo in your projects

Danfoss AB-QM 4.0 Flexo is designed to make Fan Coil Unit (FCU) installation easier and faster. All the components are pre-assembled into a compact connection set. The sets are available in left-hand and right-hand versions, with or without a strainer. Each individual set is pressure tested after it is assembled. This will avoid any on-site leakage issues. Using the AB-QM 4.0 Flexo set allows best possible use of the mostly limited available space around the Fan Coil Units and saves installation time. In case the FCU requires service, the unit can be easily accessed and closed at the supply and return connections.



AB-QM 4.0 high-accuracy PICV

Danfoss AB-QM 4.0 is the main component in the connection set. It ensures a perfectly balanced heating or cooling system under both full- and partial load conditions. Its unique design with a built-in differential


pressure controller forms a valve authority of 100% regardless of the presetting of the design flow. For more information about the AB-QM 4.0 simply go to **ABQM40.danfoss.com**.

AB-QM 4.0 Flexo left-hand and right-hand versions used for heating and cooling with a four-pipe fan coil unit.


8-in-1 solution

AB-QM 4.0 Flexo left-hand version on a two-pipe FCU

Recommended actuators: **AME110NL** or **NovoCon® S**



1. AB-QM 4.0 ① is a pressure independent **control valve**
2. AB-QM 4.0 ② functions as a **dynamic hydronic balancing** valve
3. A total of 3 test points ③ allow for various pressure- or flow **measuring** options
4. The stainless steel flexible pipes ④ simplify the **installation** of the FCU
5. Open the 3-way ball valves in the inlet ⑤- or outlet ⑥ for **flushing** the system
6. Open the 3-way ball valves in the inlet ⑤- and outlet ⑥ for bi-directional **filling** of the system
7. Adjust the 3-way ball valves ⑤ ⑥ and open the drain valve ⑨ to **drain** the system
8. Close the 3-way ball valves ⑤ ⑥ to open the by-pass ⑧ to **service** the FCU or **clean** the strainer ⑦



AB-QM 4.0 Flexo technical data

Nominal diameter
DN 15 – DN 20

Connections
½" or ¾" internal thread

Center-to-center distance
80 mm

Design flow range
DN 15: Low Flow (LF) 20-200 l/h
Normal Flow 70-700 l/h
High Flow (HF) 120-1200 l/h
DN 20: Normal Flow 110-1100 l/h
High Flow (HF) 190-1900 l/h

Max. Nominal Pressure
PN 25

Available accessories
• Flexible stainless steel pipe (set of 2)
• Insulation EPP

Datasheet
click [here](#) to open the datasheet

Any information, including, but not limited to information on selection of product, its application or use, product design, weight, dimensions, capacity or any other technical data in product manuals, catalogues descriptions, advertisements, etc. and whether made available in writing, orally, electronically, online or via download, shall be considered informative, and is only binding if and to the extent, explicit reference is made in a quotation or order confirmation. Danfoss cannot accept any responsibility for possible errors in catalogues, brochures, videos and other material. Danfoss reserves the right to alter its products without notice. This also applies to products ordered but not delivered provided that such alterations can be made without changes to form, fit or function of the product.

All trademarks in this material are property of Danfoss A/S or Danfoss group companies. Danfoss and the Danfoss logo are trademarks of Danfoss A/S. All rights reserved.