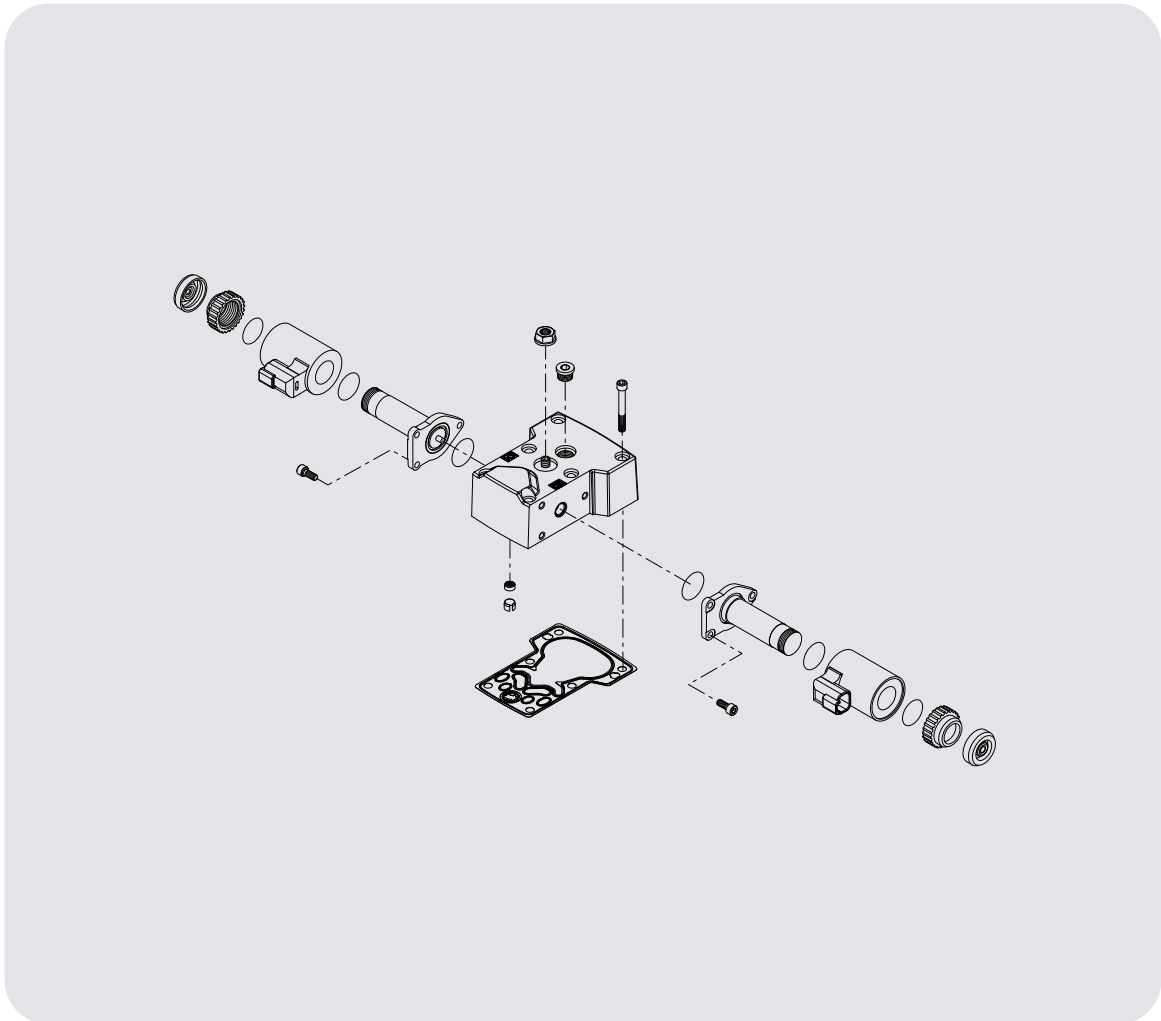




H1P 115 and 130cc Variable Displacement Pump



Revision history

Table of revisions

Date	Changed	Rev
March 2026	Remove shaft options A8 and A9	1109
October 2025	Corrected part numbers and R4 diagram	1108
October 2025	Restructure HPRV	1107
July 2025	Corrected part numbers	1106
February 2025	Added SB-2024-007, part number changes for MDC, added S38 option, removed outdated high pressure options	1105
May 2024	Updated QD29 part number	1104
January 2024	Updated coil kit number on E8/G6, replaced 327007 with 9005110-4400, removed reference to 9004100-0260, Updated AC part numbers	1103
August 2023	Updated E300 part number	1102
May 2023	Removed E3 Auxiliary Mounting Option	1101
March 2023	Corrected parts numbers, document release date	1003
March 2022	Updated H1 and H2 auxiliary mounting part numbers	1001
August 2021	Added new options; updated automotive controls part numbers	0901
February 2021	Added adapter seal part numbers	0802
December 2020	Moved pressure limiter screens from housing kits to pressure limiter kits	0801
May 2020	Changed document number from 'AX00000163' to 'AX152886480638' and corrected CCO part numbers	0711
January 2020	Corrected aux mounting E3 adapter flange description and control gasket part numbers	0609
June 2019	Updated part numbers; added new options	0608
February 2019	Added various new options	0607
November 2018	Added control options T6, T7, T8 and T9	0606
August 2018	Minor updates	0605
May 2018	Added control option U1	0604
April 2018	Updated to Engineering Tomorrow	0603

General information

Service parts identification..... 6
 Nameplate..... 6
 Date code..... 7
 About service bulletins..... 7
 Procedure to identify a part..... 8
 Regional part numbers..... 8
 Example of a part identification (H1P 115)..... 8
 Adobe Acrobat 2-page viewing..... 9
 Order code..... 10
 Notes..... 11

Common parts and special hardware

H1P 115/130cc common parts and special hardware..... 12

Controls

Control A2, A3..... 16
 Control A4, A5..... 18
 Control A6..... 20
 Control A7..... 22
 Control A8..... 24
 Control A9, B1..... 26
 Control B5..... 28
 Control B7..... 30
 Control B8..... 32
 Control B9..... 34
 Control C1..... 36
 Control C2..... 38
 Control C3..... 40
 Control C9, D1..... 42
 Control E6, E7..... 44
 Control E8..... 46
 Control F1, F2..... 48
 Control F4..... 50
 Control G7..... 52
 Control G9..... 54
 H1P control H2, H3..... 56
 Control H6, H7..... 58
 Control H8, H9..... 60
 Control M1, M2..... 62
 Control M3, M4..... 64
 Control M5, M6..... 66
 Control N1, N2..... 68
 Control N3, N4..... 70
 Control N5, N6..... 72
 Control N7, N8..... 74
 Control ND, NN..... 76
 Control P5..... 78
 Control P6, P7..... 80
 Control P8, P9..... 82
 Control R1, R2..... 84
 Control R3..... 86
 Control R4..... 88
 Control S6..... 90
 Control S7..... 92
 Control T6, T7..... 94
 Control T8, T9..... 96
 Control U1, U2..... 100

Displacement limitation

Displacement limitation B-N..... 102

Orifice

Orifice C-E..... 104

End cap

End cap D3.....	108
End cap D4.....	110
End cap D6	112
End cap D8.....	114
End cap E8.....	116
End cap G3.....	118
End cap G9, J2.....	120
End cap J3.....	122
Housing	
Housing G, L, M.....	124
Shaft	
Shaft B1-G2.....	126
Auxiliary mounting	
Auxiliary mounting E5-H3.....	130
Auxiliary mounting H4-S1.....	132
High pressure setting	
Port A.....	136
High pressure setting (port A) F01-F04.....	136
High pressure setting (port A) K20-K45.....	138
High pressure setting (port A) KDC_KWY.....	140
High pressure setting (port A) L15-L45, LED.....	142
High pressure setting (port A) S38, S42-S45.....	146
High pressure setting (port A) S40.....	148
Port B.....	150
High pressure setting (port B) F01-F04.....	150
High pressure setting (port B) K20-K45.....	152
High pressure setting (port B) KDC-KWY.....	154
High pressure setting (port B) L15-L45, LED.....	156
High pressure setting (port B) S38, S42-S45.....	160
High pressure setting (port B) S40.....	162
Charge pump	
Charge pump.....	164
Filtration	
Filtration C.....	166
Filtration D-S.....	168
Charge pressure relief and ISL settings	
Charge pressure relief 14-40.....	172
ISL setting A01-G23.....	174
ISL setting G25-Y4E.....	176
Overhaul seal kit	
H1P 115/130cc seal kit.....	180
Service bulletin	
SB-2006-030.....	181
SB-2007-052.....	182
SB-2009-046.....	183
SB-2009-068.....	184
SB-2011-002.....	186
SB-2011-022.....	188
SB-2011-039.....	189
SB-2012-026.....	190
SB-2013-003.....	191
SB-2013-019.....	193
SB-2015-035.....	194
SB-2016-004.....	196
SB-2016-005.....	197
SB-2016-033.....	199
SB-2018-006.....	200
SB-2018-010.....	202

SB-2018-025.....203
SB-2018-036.....203
SB-2020-029.....204
SB-2021-014.....205
SB-2024-007.....207

General information

Service parts identification

The following information and procedure is used to identify the module group, item number, manufacture date, part number, and part name of the parts included in the product.

The parts listed include all parts which may be used when performing either “Minor Repairs”, “Major Repairs” or “Conversions” on the product.

Nameplate

Each unit will have a nameplate affixed to the housing. The nameplate of the will include the following information:

Model code

The Danfoss model code completely defines the specific unit and must be used when ordering parts to service this product.

Model/material number

The Danfoss model number (also known as material number) is used by the factory in manufacturing. On repeat orders, a complete unit can be ordered by the model number.

Serial number

The Danfoss serial number is used to identify the manufacture date and the unit sequence in the build. The serial number is also used to identify the units warranty time period.

The letter code indicates the location of original manufacture (assembly).

The first number (2 digits) indicates the year of manufacture. The second number (2 digits) indicates the calendar week of manufacture.

The third number (5 digits) is a sequential number used to identify a specific unit.



Date code

The date code is defined as the year and week of manufacture. The same item number may list more than one part number. This indicates that there is more than one configuration for that item number. You will see that there are different date codes for the different part numbers. Find the date code of your unit from the nameplate to determine which service part number you need to order.

Example: The service part desired is item G30

Order Code	Item	Date Begin	Date End	Part Number	Part Name	Qty. per Model/Kit
80	G30	89-17		8000243	End cap gasket	1
	G30		89-16	8000151	End cap gasket (SB-1995-006)	1

All units using this order code with a date code prior to 89-17 must use part number "8000151." All units with a date code of 89-17 and newer must use part number "8000243."

About service bulletins

A Service Bulletin Number (SB-____-____) may follow the "Part Name" of the part you desire. You must read that Service Bulletin prior to ordering that part. The information contained in these Service Bulletins, as of the print date of this bulletin, are included at the end of this manual. Service Bulletins contain more detailed information such as interchangeability, what additional parts are involved, etc. It is suggested that you add additional Service Bulletins to this manual as you receive them.

Procedure to identify a part

The modular design of this product results in a simplified service parts list and part number identification procedure.

The same item numbers are used for same part names on all units within a product type. A part number that has another number following it in parentheses is done to make this a world wide manual. Referring to the Port Configuration in the Order Code on page 8, valid variables are "A" (Inch) and "M" (metric).

Regional part numbers

Some part numbers are region specific and should be ordered accordingly.

As an example, the part number (example: 314583 (9008000-0118)) will be used. The first number is sold in Europe. The number in parentheses is sold in the United States. Customers would order 9008000-0118 if ordering the part in the United States.

Example of a part identification (H1P 115)

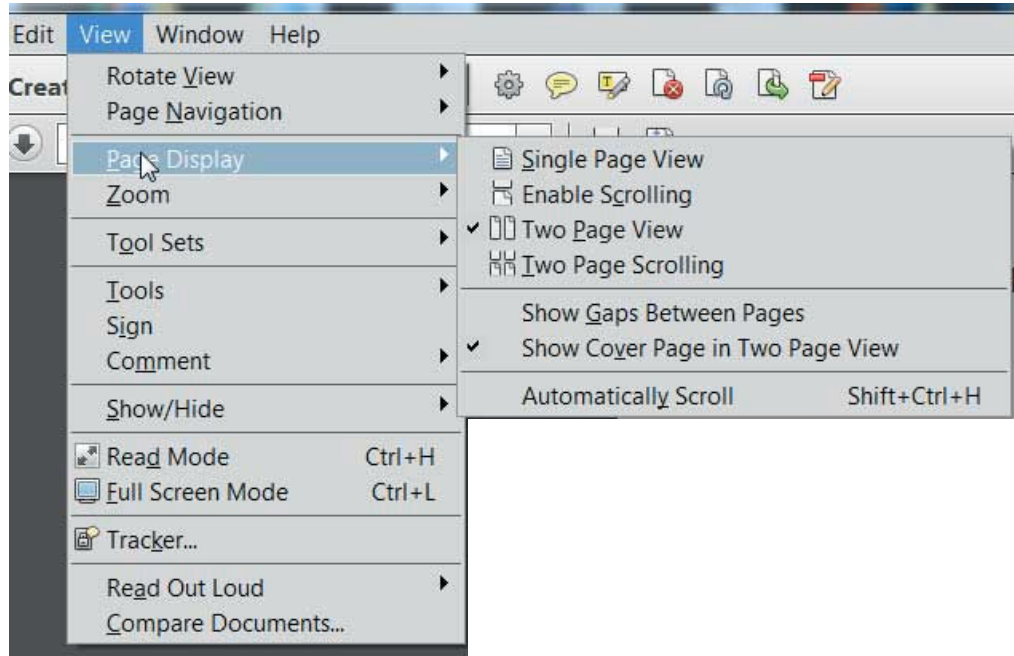
The nameplate on an H1 pump has an Order Code of H1P115 R B A B8 C2 C D6 G G2 H3 L42 L42 L L 24 P1 NNN NNN. Use the following procedures to determine the part number of the drive shaft used on this pump.

1. Referring to the input shaft module in the *Order code* on page 10, the input shaft option for this pump is identified by the code "G1". (H1P115 R B A B8 C2 C D6 G **G2**H3 L42 L42 L L 24 P1 NNN NNN)
2. Referring to the Service Parts List, find the shaft group. Next find the order code that relates to this unit, which is "G2". The shaft is found to be item J100 and part number 11123698

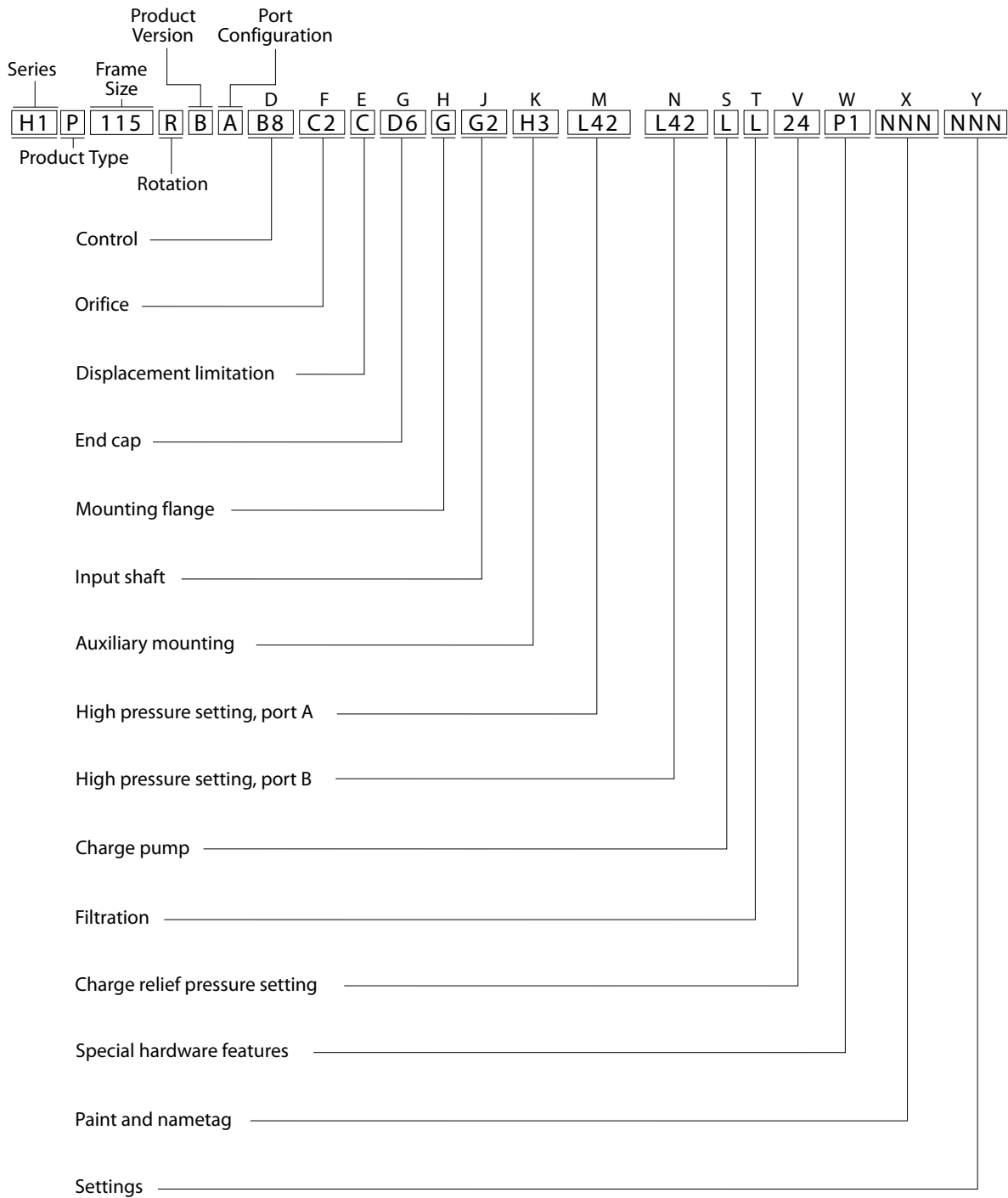
Adobe Acrobat 2-page viewing

While viewing manual in Adobe Acrobat, the following settings need to be applied to ensure proper page display.

1. Select "View" → "Page Display" → "Two Page View"
2. Select "View" → "Page Display" → "Show Cover Page in Two Page View"



Order code

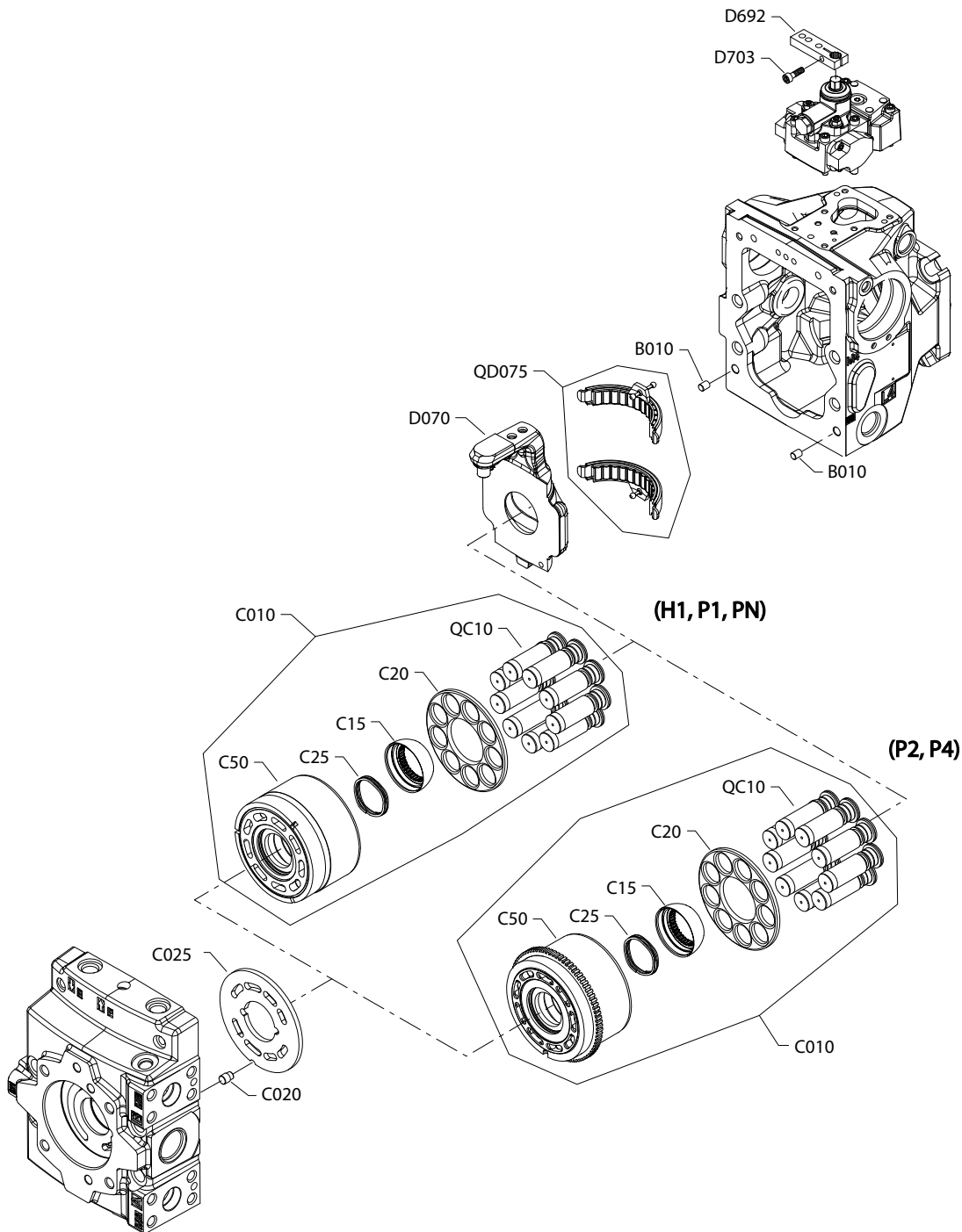


Notes

Common parts and special hardware

H1P 115/130cc common parts and special hardware

Parts configuration



Note

Generic control and housing used to show part location only.

Common parts

Item	Date Begin	Date End	Part Number	Part Name	Qty. per Model/Kit
B010	08-10		9004800-3708	Dowel pin	2
C020	08-10		141128	Valve plate pin, CCW	1
C020	08-10		141126	Valve plate pin, CW	1
C15	17-47		11139801	Slipper retainer ball guide, 115 and 130cc (<i>SB-2018-006</i> on page 200)	1
C20	08-10		141254	Slipper retainer	1
C25	11-38		11175204	Spring washer 115cc (<i>SB-2011-039</i> on page 189)	1
C25	11-35		11175204	Spring washer, 130cc (<i>SB-2011-039</i> on page 189)	1
D070	08-10		11295610	Swashplate	1
QC10	08-10		11046044	Slipper/piston kit, 115cc	1
QC10	08-10		11046045	Slipper/piston kit, 130cc	1
QD075	08-10		11046046	Swashplate bearing kit	1

Special hardware

Order code: H1

C010	17-47		11190003	Cylinder block kit, 115 cc (<i>SB-2018-006</i> on page 200)	1
C010	17-47		11190004	Cylinder block kit, 130 cc (<i>SB-2018-006</i> on page 200)	1
C025	13-28		11125571	Valve plate, CCW	1
C025	13-28		11123707	Valve plate, CW	1
C50	13-28		11124490	Cylinder block assembly, 115cc	1
C50	13-28		11126003	Cylinder block assembly, 130cc	1
D692	17-04		11185938	Control handle (<i>SB-2018-010</i> on page 202)	1
D703	17-04		11173701	Screw, M6 x 20 (<i>SB-2018-010</i> on page 202)	1

Order code: NN and PN

C010	17-47		11190003	Cylinder block kit, 115cc (<i>SB-2018-006</i> on page 200)	1
C010	17-47		11190004	Cylinder block kit, 130cc (<i>SB-2018-006</i> on page 200)	1
C025	09-51		11125571	Valve plate, CCW (<i>SB-2013-003</i> on page 191)	1
C025	09-51		11123707	Valve plate, CW (<i>SB-2013-003</i> on page 191)	1
C50	11-38		11124490	Cylinder block assembly, 115cc	1
C50	11-35		11126003	Cylinder block assembly, 130cc	1

Order code: M1 and P1

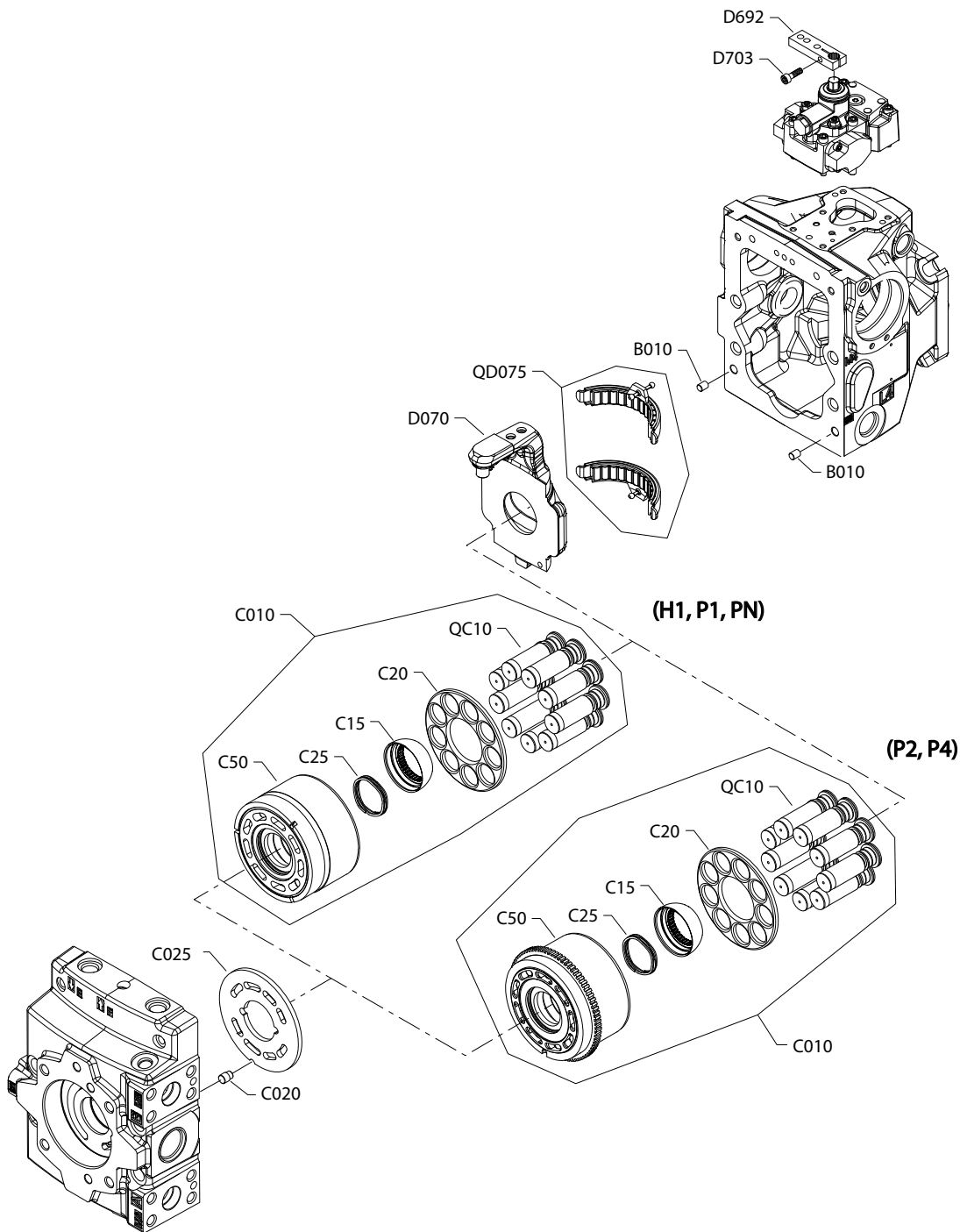
C010	17-47		11190003	Cylinder block kit, 115cc (<i>SB-2018-006</i> on page 200)	1
C010	17-47		11190004	Cylinder block kit, 130cc (<i>SB-2018-006</i> on page 200)	1
C025	09-51		11125569	Valve plate, CCW (<i>SB-2013-003</i> on page 191)	1
C025	09-51		11125572	Valve plate, CW (<i>SB-2013-003</i> on page 191)	1
C50	11-38		11124490	Cylinder block assembly, 115cc	1
C50	11-35		11126003	Cylinder block assembly, 130cc	1



Note

Parts continue to the next 2 pages.

Parts configuration



 Note

Generic control and housing used to show part location only.

Order code: M2 and P2

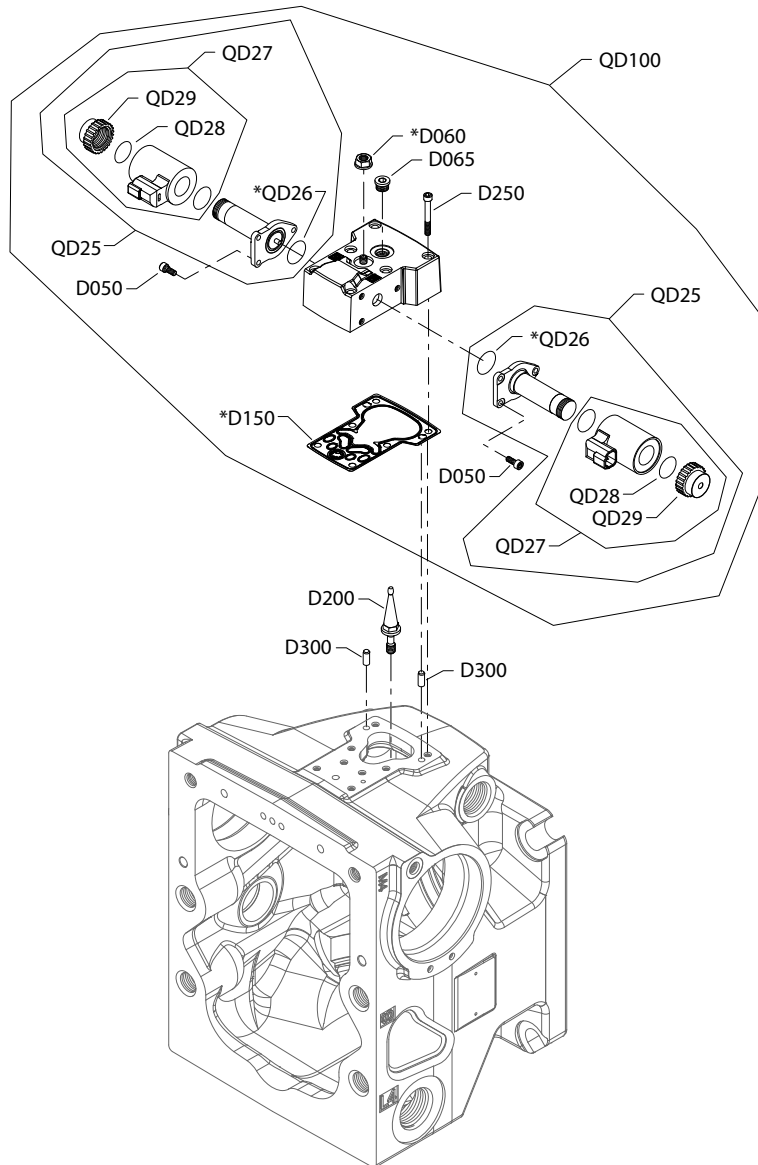
Item	Date Begin	Date End	Part Number	Part Name	Qty. per Model/Kit
C010	17-47		11191005	Cylinder block kit w/speed ring, 115cc (<i>SB-2018-006</i> on page 200)	1
C010	17-47		11191006	Cylinder block kit w/speed ring, 130cc (<i>SB-2018-006</i> on page 200)	1
C025	09-51		11125569	Valve plate, CCW (<i>SB-2013-003</i> on page 191)	1
C025	09-51		11125572	Valve plate, CW (<i>SB-2013-003</i> on page 191)	1
C50	11-38		11124491	Cylinder block assembly, speed ring, 115cc	1
C50	11-35		11124493	Cylinder block assembly, speed ring, 130cc	1

Order code: P4

C010	17-47		11191005	Cylinder block kit w/speed ring, 115cc (<i>SB-2018-006</i> on page 200)	1
C010	17-47		11191006	Cylinder block kit w/speed ring, 130cc (<i>SB-2018-006</i> on page 200)	1
C025	10-17		11125571	Valve plate, CCW (<i>SB-2013-003</i> on page 191)	1
C025	10-17		11123707	Valve plate, CW (<i>SB-2013-003</i> on page 191)	1
C50	11-38		11124491	Cylinder block assembly, speed ring, 115cc	1
C50	11-35		11124493	Cylinder block assembly, speed ring, 130cc	1

Controls

H1P control A2, A3



E100 912E

Note

Generic housing shown.
Option A2 is available in SAE and metric configurations. Please order accordingly.

* Included in overhaul seal kit Q210

Common parts

Item	Date Begin	Date End	Part Number	Part Name	Qty. per Model/Kit
D050	08-10		716860	Screw, M5 x 12	6
D060	08-10		612291 (9003508-0008)	Seal nut, M8	1
D065	08-10		9005110-4400	Plug assembly (SAE)	1
D150	08-10		11227209	Control gasket (<i>SB-2016-033</i> on page 199)	1
D200	08-10		11202172	Swash plate feedback link (<i>SB-2018-025</i> on page 203)	1
D250	08-10		505038	Screw, M6 x 45	6
D300	08-10		310979	Dowel pin	2
QD26	08-10		11001952	O-ring	2
QD28	08-10		063172	O-ring	2

Order code: A2

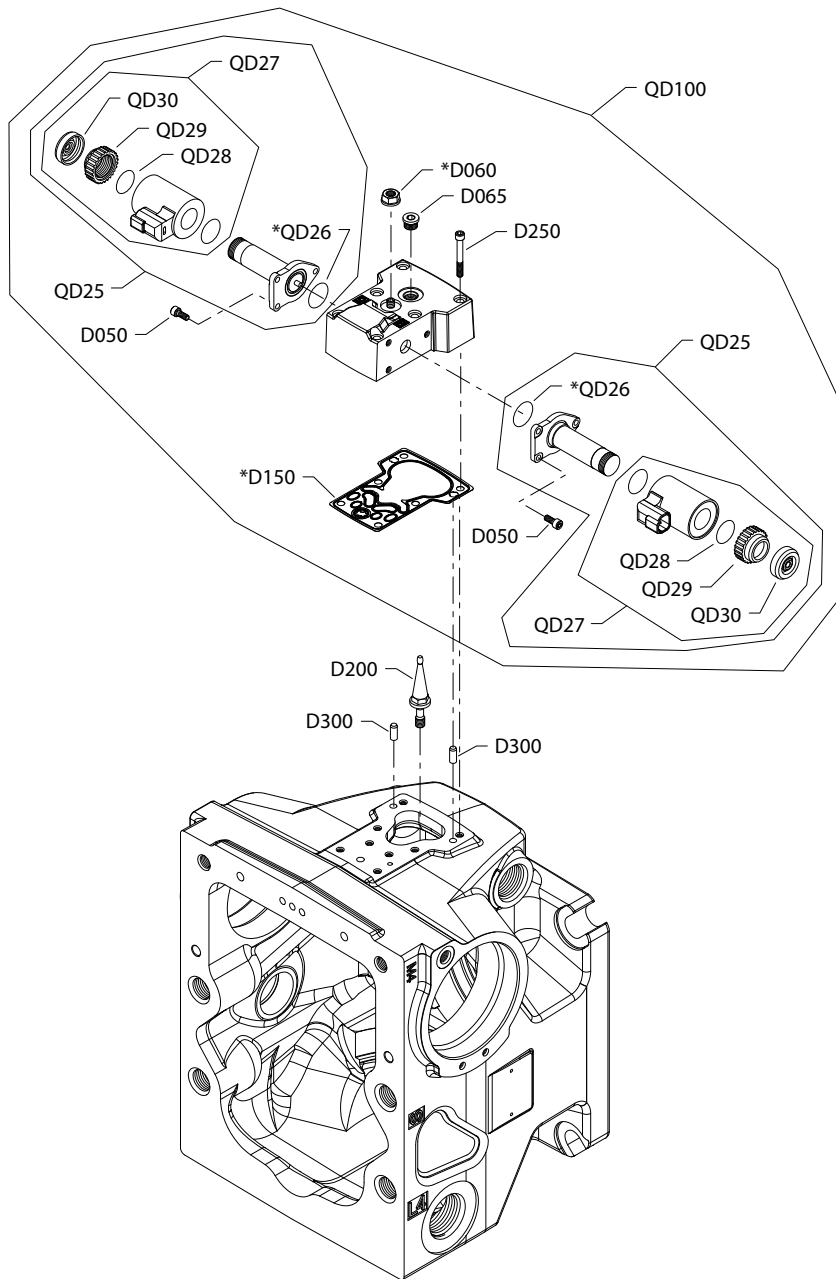
D065	16-09		5000572	Plug assembly, M12 (metric)	1
QD25	08-10		11012457	Proportional solenoid, 12v	2
QD27	08-10		11028018	Coil kit, 12v, DEUTSCH connector	2
QD29	08-10		11027046	Coil nut	2
QD100	08-10		11019680	EDC kit, 12v, DEUTSCH connector, fast	1
QD100	16-09		11173918	EDC kit, 12v DEUTSCH connector, fast (metric)	1

Order code: A3

QD25	08-10		11012459	Proportional solenoid, 24v	2
QD27	08-10		11028019	Coil kit, 24v, DEUTSCH connector	2
QD29	08-10		11028024	Coil nut	2
QD100	08-10		11019681	EDC kit, 24v, DEUTSCH connector, fast	1

H1P control A4, A5

A4 and A5 configuration



 **Note**

Generic housing shown.

Option A5 is available in SAE and metric configurations. Please order accordingly.

* Included in overhaul seal kit Q210

Common parts

Item	Date Begin	Date End	Part Number	Part Name	Qty. per Model/Kit
D050	08-10		716860	Screw, M5 x 12	6
D060	08-10		612291 (9003508-0008)	Seal nut, M8	1
D065	08-10		9005110-4400	Plug assembly	1
D150	08-10		11227209	Control gasket (<i>SB-2016-033</i> on page 199)	1
D200	08-10		11202172	Swash plate feedback link (<i>SB-2018-025</i> on page 203)	1
D250	08-10		505038	Screw, M6 x 45	6
D300	08-10		310979	Dowel pin	2
QD26	08-10		11001952	O-ring	2
QD28	08-10		063172	O-ring	2
QD30	08-10		11027883	Cap	2

Order code: A4

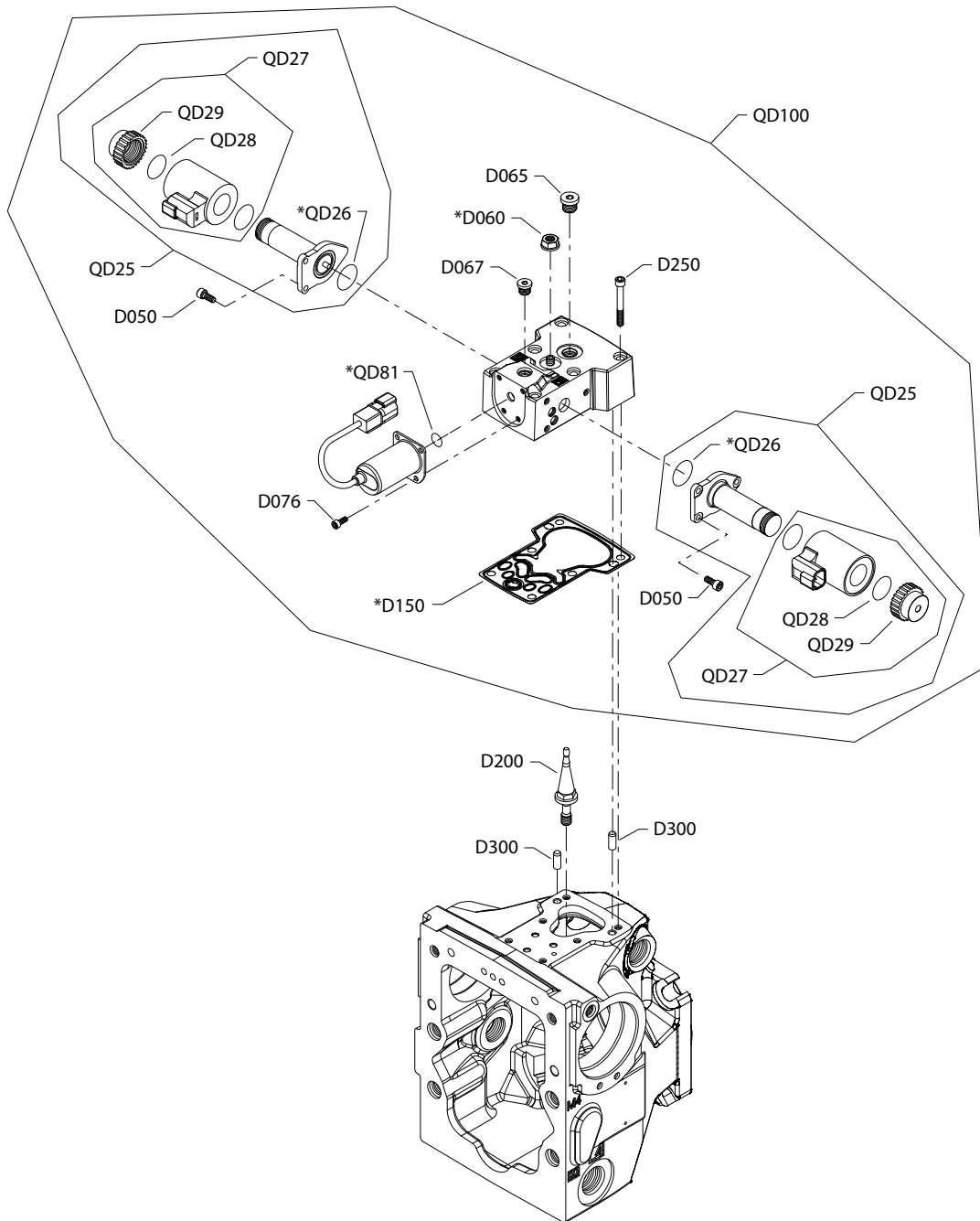
QD25	08-10		140750	Proportional solenoid, 12v	2
QD27	08-10		11004698	Coil kit, 12v, DEUTSCH connector	2
QD29	08-10		11319330	Coil nut	2
QD100	08-10		11019732	EDC kit, 12v, DEUTSCH connector, fast, manual override	1

Order code: A5

D065	16-09		5000572	Plug assembly, M12 (metric)	1
QD25	08-10		140751	Proportional solenoid, 24v	2
QD27	08-10		11004700	Coil kit, 24v, DEUTSCH connector	2
QD29	08-10		11319361	Coil nut	2
QD100	08-10		11019733	EDC kit, 24v, DEUTSCH connector, fast, manual override	1
QD100	16-09		11170082	EDC kit, 24v DEUTSCH connector, fast, manual override (metric)	1

H1P control A6

Parts configuration



 **Note**

Generic housing shown.

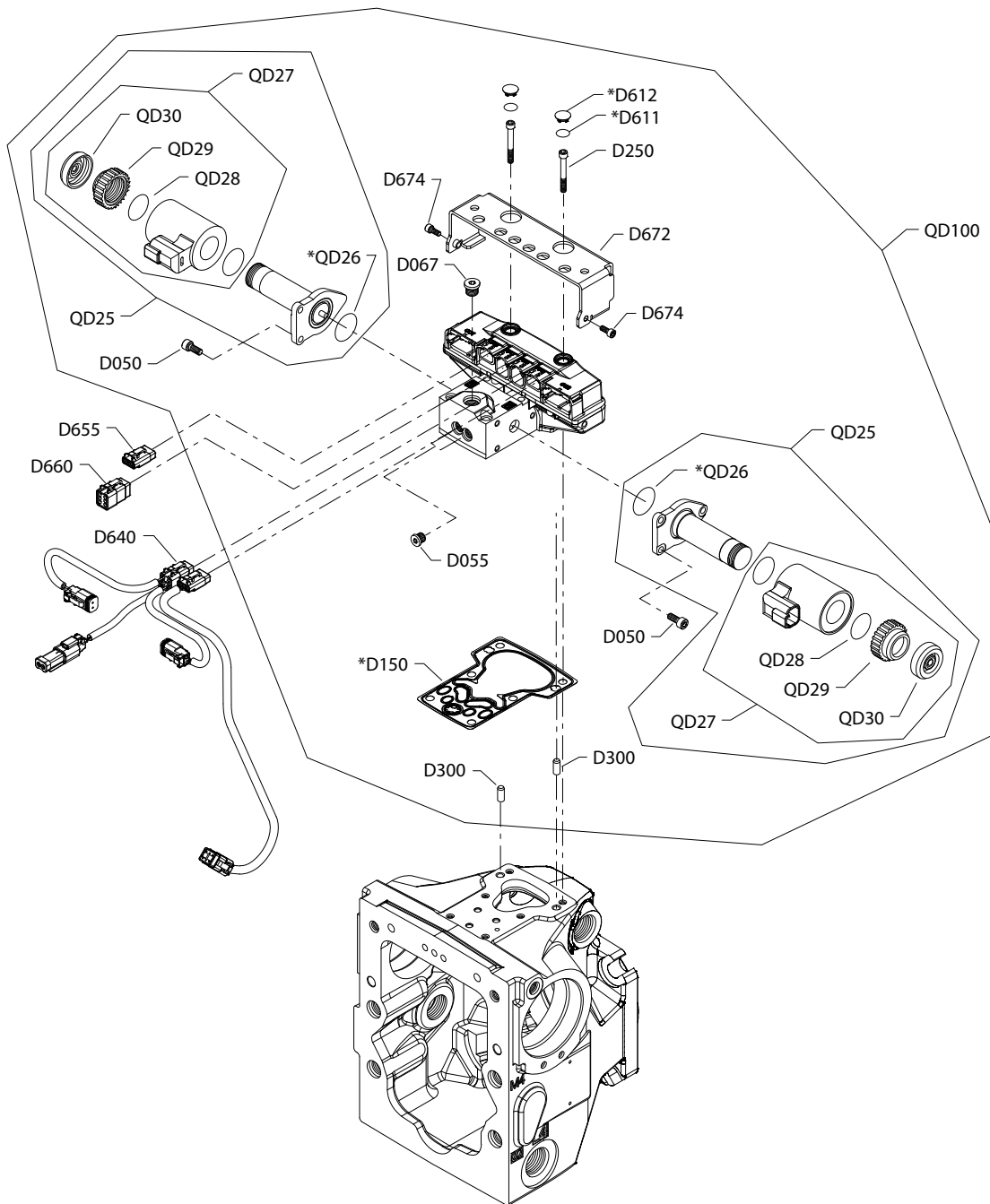
* Included in overhaul seal kit Q210

Order code: A6

Item	Date Begin	Date End	Part Number	Part Name	Qty. per Model/Kit
D050	08-10	12-52	716860	Screw, M5 x 12	6
D060	08-10	12-52	612291 (9003508-0008)	Seal nut, M8	1
D065	08-10	12-52	9005110-4400	Plug assembly	1
D067	08-10	12-52	11040532	Plug assembly	1
D076	08-10	12-52	346957	Screw, M4 x 8	4
D150	08-10	12-52	11227209	Control gasket (SB-2016-033 on page 199)	1
D200	08-10	12-52	11202172	Swashplate feedback link (SB-2018-025 on page 203)	1
D250	08-10	12-52	505038	Screw, M6 x 45	6
D300	08-10	12-52	310979	Dowel pin	2
QD25	08-10	12-52	11012457	Proportional solenoid, 12V	2
QD26	08-10	12-52	11001952	O-ring	2
QD27	08-10	12-52	11028018	Coil kit, 12V, DEUTSCH connector	2
QD28	08-10	12-52	063172	O-ring	2
QD29	08-10	12-52	11027046	Coil nut	2
QD081	08-10	12-52	11059551	O-ring	1
QD100	08-10	12-52	11152574	EDC kit, 12V, high gain spool, control override (SB-2015-035 on page 194)	1

H1P control A7

Parts configuration



 **Note**

Generic housing shown

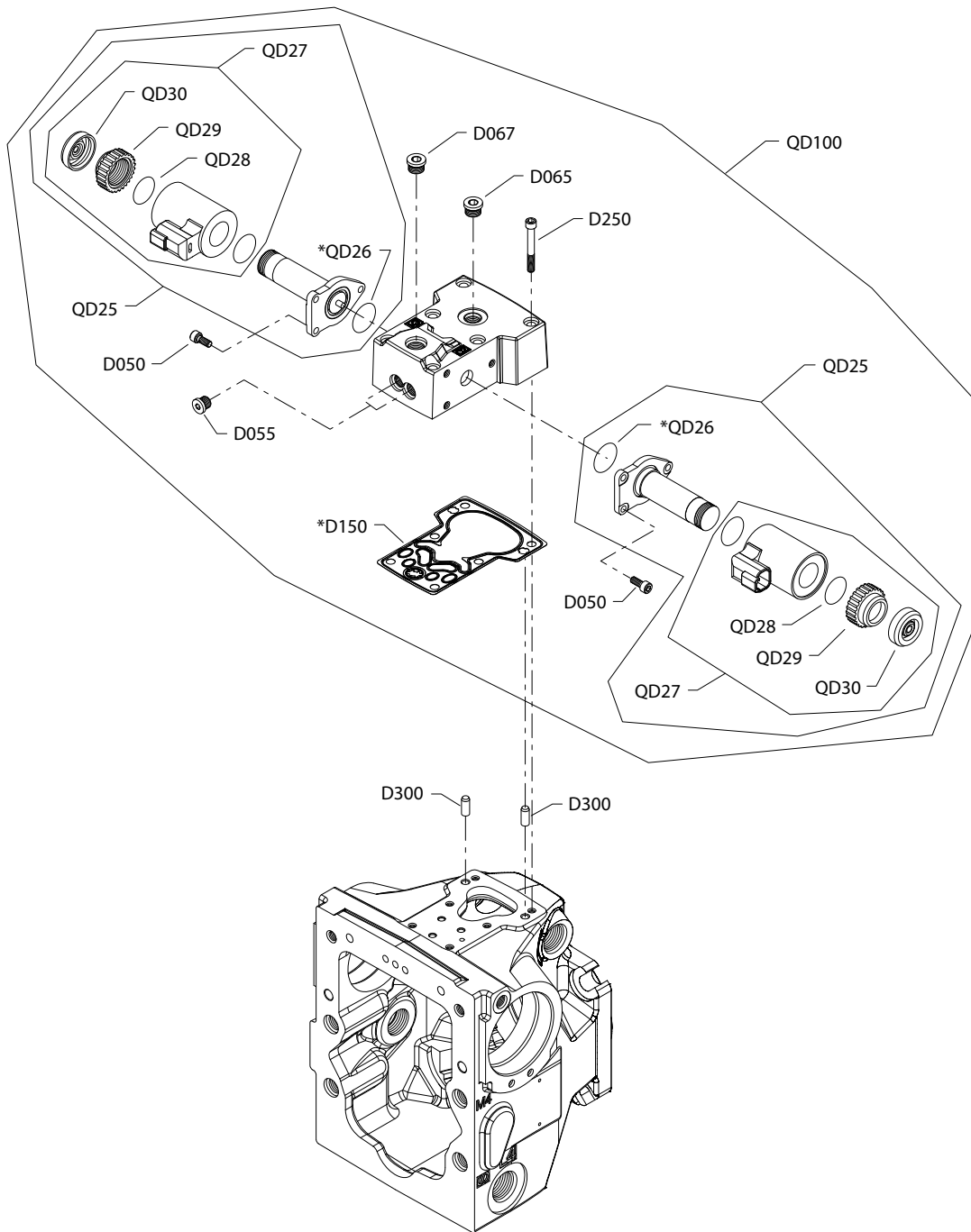
* Included in overhaul seal kit

Order code: A7

Item	Date Begin	Date End	Part Number	Part Name	Qty. per Model/Kit
D050	10-14		716860	Screw, M5 x 12	6
D055	10-14		11040532	Plug assembly	2
D067	10-14		9005110-4400	Plug assembly	1
D150	10-14		11227209	Control gasket (<i>SB-2016-033</i> on page 199)	1
D250	10-14		505038	Screw, M6 x 45	6
D300	10-14		11036469	Dowel pin	2
D612	10-14	21-12	11003126	Plug (<i>SB-2021-014</i> on page 205)	2
D612	21-13		11223708	Plug	2
D611	10-14	21-12	11066774	O-ring (<i>SB-2021-014</i> on page 205)	2
D611	21-13		11225703	O-ring	2
D640	10-14		11023348	AC wiring harness	1
D655	10-14		11084827	Connector DTM 06-3S	1
D660	10-14		11084822	Connector DTM 06-6S	1
D672	10-14		11151875	Protection	1
D674	10-14		716860	Screw, M5 x 12	2
QD25	10-14		140750	Proportional solenoid, 12 volt	2
QD26	10-14		11001952	O-ring	2
QD27	10-14		11004698	Coil kit, 12v, DEUTSCH connector	2
QD28	10-14		063172	O-ring	2
QD29	10-14		11319330	Coil nut	2
QD30	10-14		11027883	Cap	2
QD100	10-14		11232544	Automotive control kit, 12v, manual override	1

H1P control A8

Parts configuration



 **Note**

Generic housing shown.

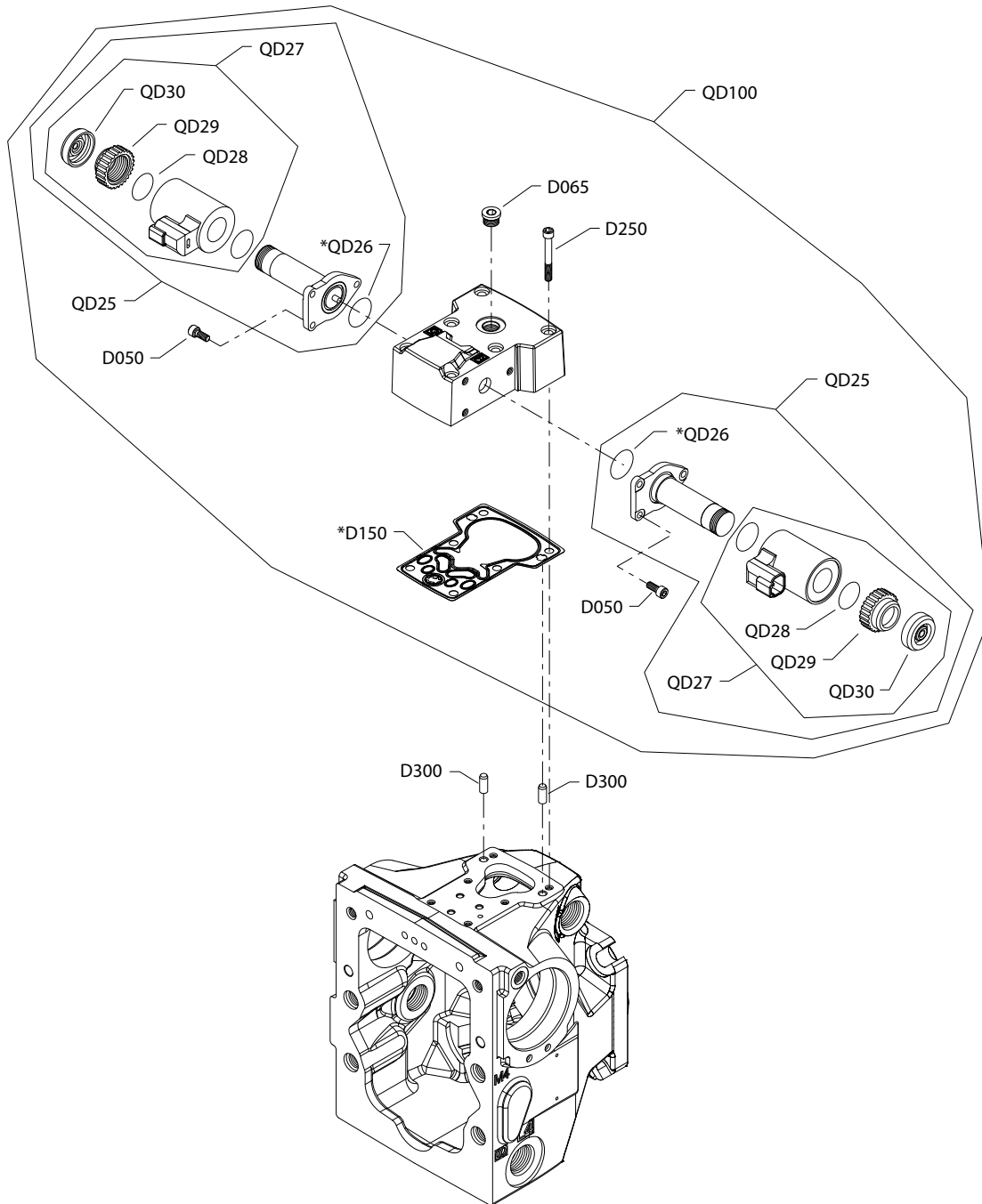
* Included in overhaul seal kit Q210

Order code: A8

Item	Date Begin	Date End	Part Number	Part Name	Qty. per Model/Kit
D050	08-10		716860	Screw, M5 x 12	6
D055	08-10		11040532	Plug assembly	2
D065	08-10		9005110-4400	Plug assembly	1
D067	08-10		9005110-4400	Plug assembly	1
D150	08-10		11227209	Control gasket (<i>SB-2016-033</i> on page 199)	1
D250	08-10		505038	Screw, M6 x 45	6
D300	08-10		310979	Dowel pin	2
QD25	08-10		140750	Proportional solenoid, 12v, DEUTSCH connector	2
QD26	08-10		11001952	O-ring	2
QD27	08-10		11004698	Coil kit, 12v, DEUTSCH connector	2
QD28	08-10		063172	O-ring	2
QD29	08-10		11319330	Coil nut	2
QD30	08-10		11027883	Cap	2
QD100	08-10		11015803	NFPE control kit, 12V, manual override, DEUTSCH connector	1

H1P control A9, B1

Parts configuration



 **Note**

Generic housing shown

* Included in overhaul seal kit Q210

Common parts

Item	Date Begin	Date End	Part Number	Part Name	Qty. per Model/Kit
D050	08-10		716860	Screw, M5 x 12	6
D065	08-10		9005110-4400	Plug assembly	1
D150	08-10		11227209	Control gasket	1
D250	08-10		505038	Screw, M6 x 45	6
D300	08-10		310979	Dowel pin	2
QD26	08-10		11001952	O-ring	2
QD28	08-10		063172	O-ring	2
QD30	08-10		11027883	Cap	2

Order code: A9

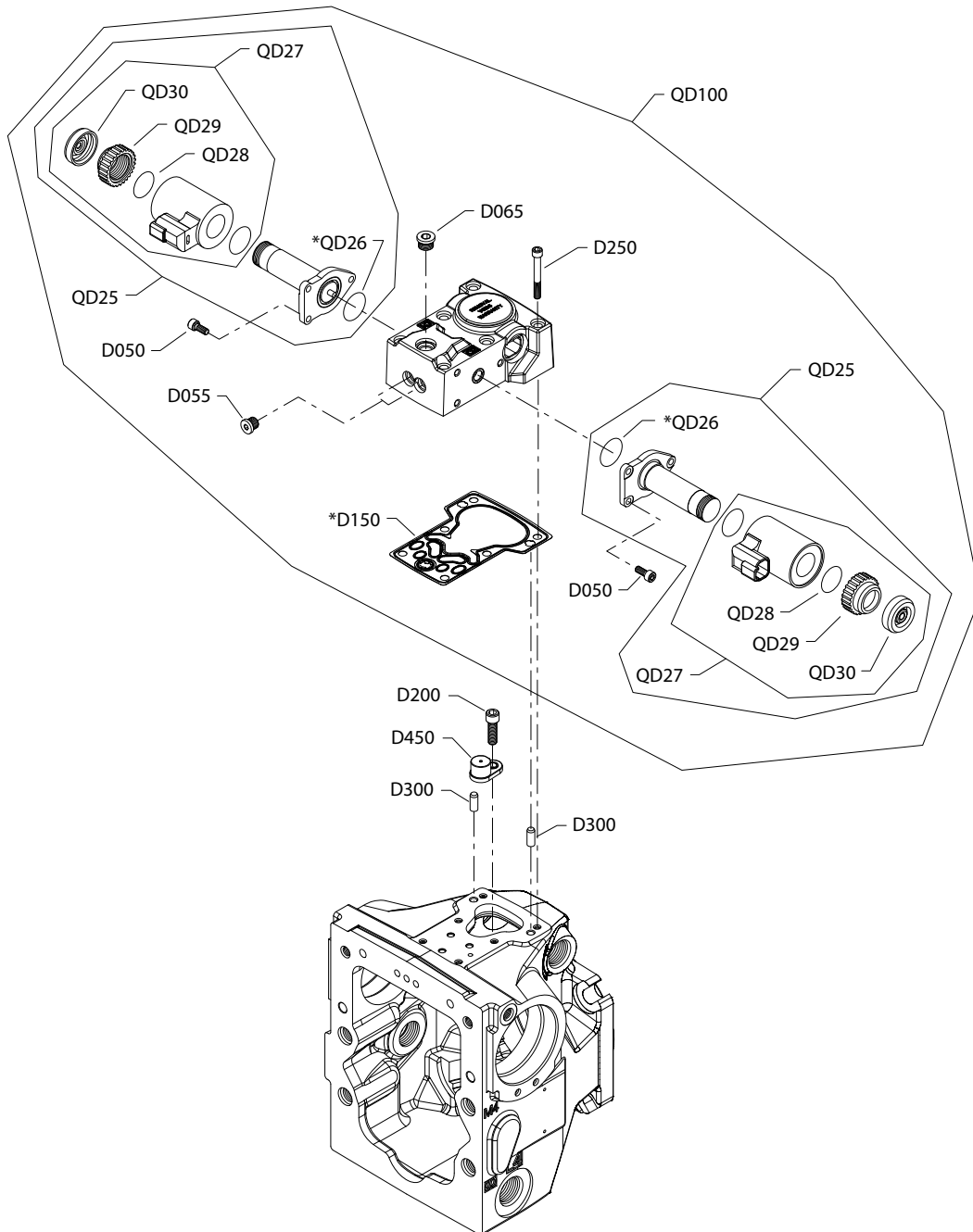
QD25	08-10		141301	Proportional solenoid, 12v, DEUTSCH connector	2
QD27	08-10		11005222	Coil kit, 12v, DEUTSCH connector	2
QD29	08-10		11319330	Coil nut	2
QD100	08-10		11025905	FNR control kit, 12v, manual override, DEUTSCH connector	1

Order code: B1

QD25	08-10		141313	Proportional solenoid, 24v, DEUTSCH connector	2
QD27	08-10		11005223	Coil kit, 24v, DEUTSCH connector	2
QD29	08-10		11319361	Coil nut	2
QD100	08-10		11025906	FNR control kit, 24v, manual override, DEUTSCH connector	1

H1P control B5

Parts configuration



Note

Generic housing shown

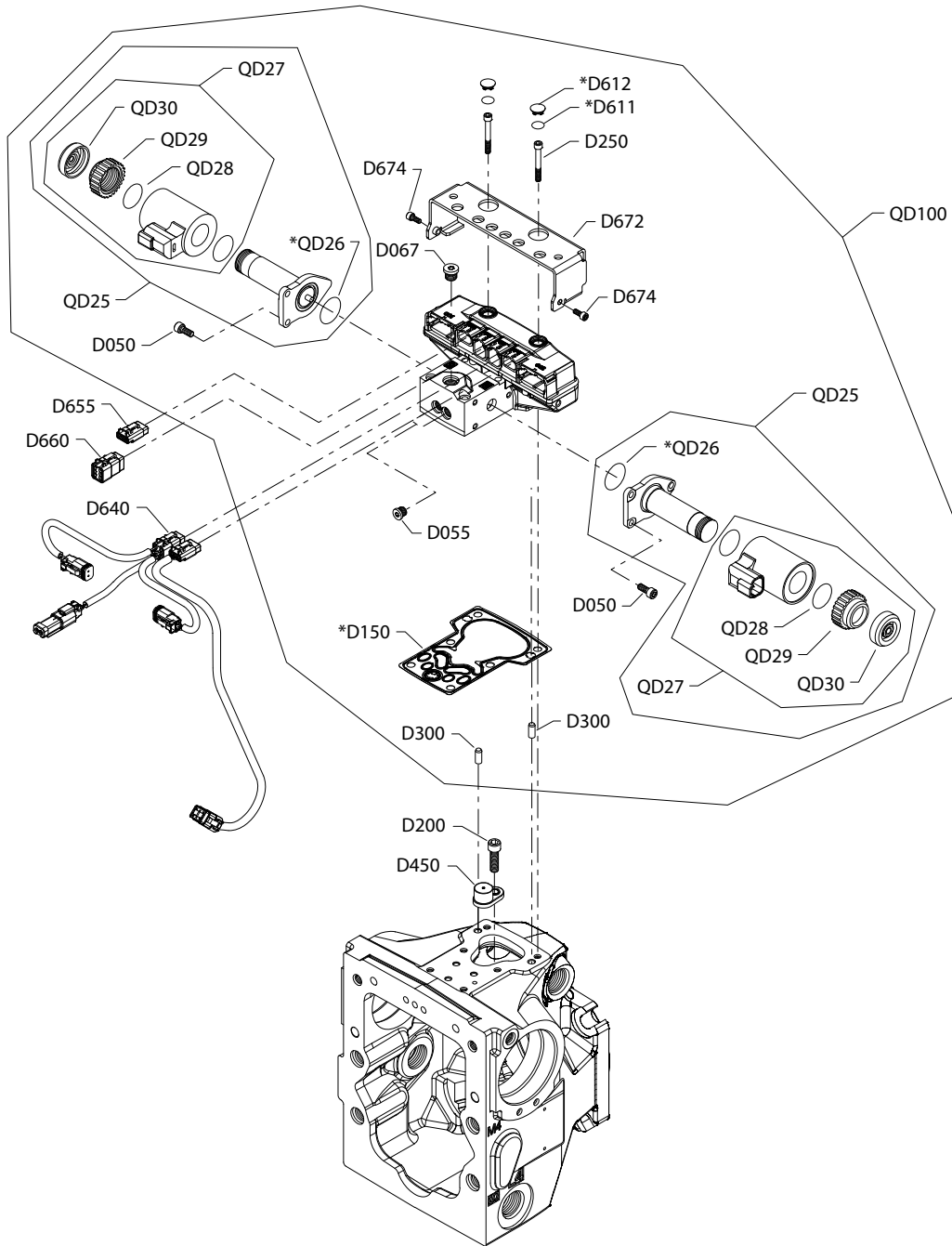
* Included in overhaul seal kit Q210

Order code: B5

Item	Date Begin	Date End	Part Number	Part Name	Qty. per Model/Kit
D050	10-14		716860	Screw	6
D055	10-14		11040532	Plug assembly	2
D067	10-14		9005110-4400	Plug assembly	1
D150	10-14		11227209	Control gasket (<i>SB-2016-033</i> on page 199)	1
D200	10-14		141472	Screw	1
D250	10-14		505038	Screw	6
D300	10-14		310979	Dowel pin	2
D450	10-14		11003097	Magnet carrier	1
QD25	10-14		140750	Proportional solenoid, 12 volt	2
QD26	10-14		11001952	O-ring	2
QD27	10-14		11004698	Coil kit, 12V, DEUTSCH connector	2
QD28	10-14		063172	O-ring	2
QD29	10-14		11319330	Coil nut	2
QD30	10-14		11027883	Cap	2
QD100	10-14		11050138	NFPE control kit, 12V, manual override	1

H1P control B7

Parts configuration



 **Note**

Generic housing shown.

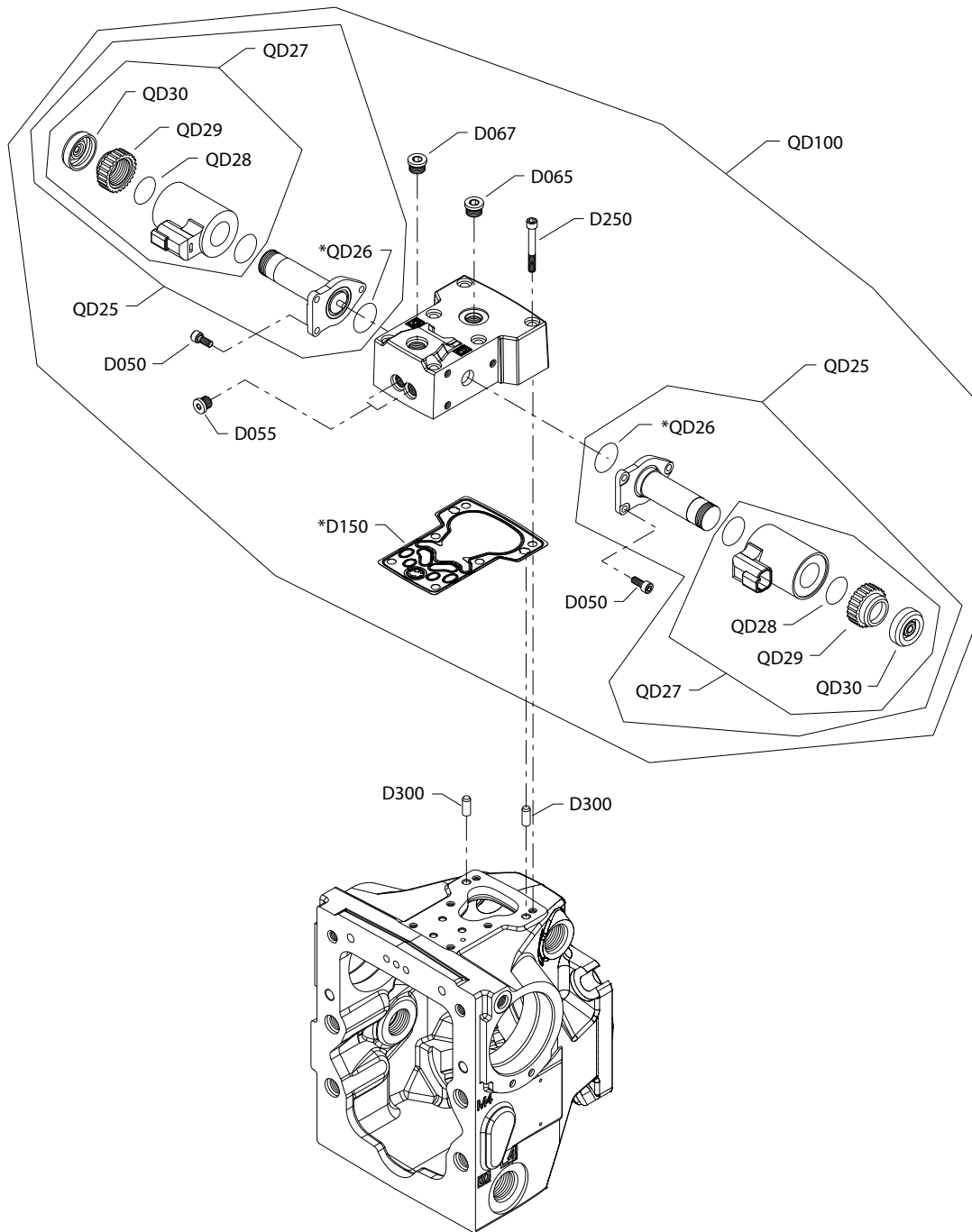
* Included in overhaul seal kit Q210

Order code: B7

Item	Date Begin	Date End	Part Number	Part Name	Qty. per Model/Kit
D050	10-14		716860	Screw, M5 x 12	6
D055	10-14		11040532	Plug assembly	2
D067	10-14		9005110-4400	Plug assembly	1
D150	10-14		11227209	Control gasket (SB-2016-033 on page 199)	1
D200	10-14		141472	Screw, special	1
D250	10-14		505038	Screw, M6 x 45	6
D300	10-14		11036469	Dowel pin	2
D450	10-14		11003097	Magnet carrier	1
D611	10-14	21-12	11066774	O-ring (SB-2021-014 on page 205)	2
D611	21-13		11225703	O-ring	2
D612	10-14	21-12	11003126	Plug (SB-2021-014 on page 205)	2
D612	21-13		11223708	Plug	2
D640	10-14		11023348	AC wiring harness	1
D655	10-14		11084827	Connector DTM 06-3S	1
D660	10-14		11084822	Connector DTM 06-6S	1
D672	10-14		11151875	Protection	1
D674	10-14		716860	Screw, M5 x 12	2
QD25	10-14		140750	Proportional solenoid, 12 volt	2
QD26	10-14		11001952	O-ring	2
QD27	10-14		11004698	Coil kit, 12v, DEUTSCH connector	2
QD28	10-14		063172	O-ring	2
QD29	10-14		11319330	Coil nut	2
QD30	10-14		11027883	Cap	2
QD100	10-14		11232766	Automotive control kit, 12v, manual override	1

H1P control B8

Parts configuration



 **Note**

Generic housing shown.

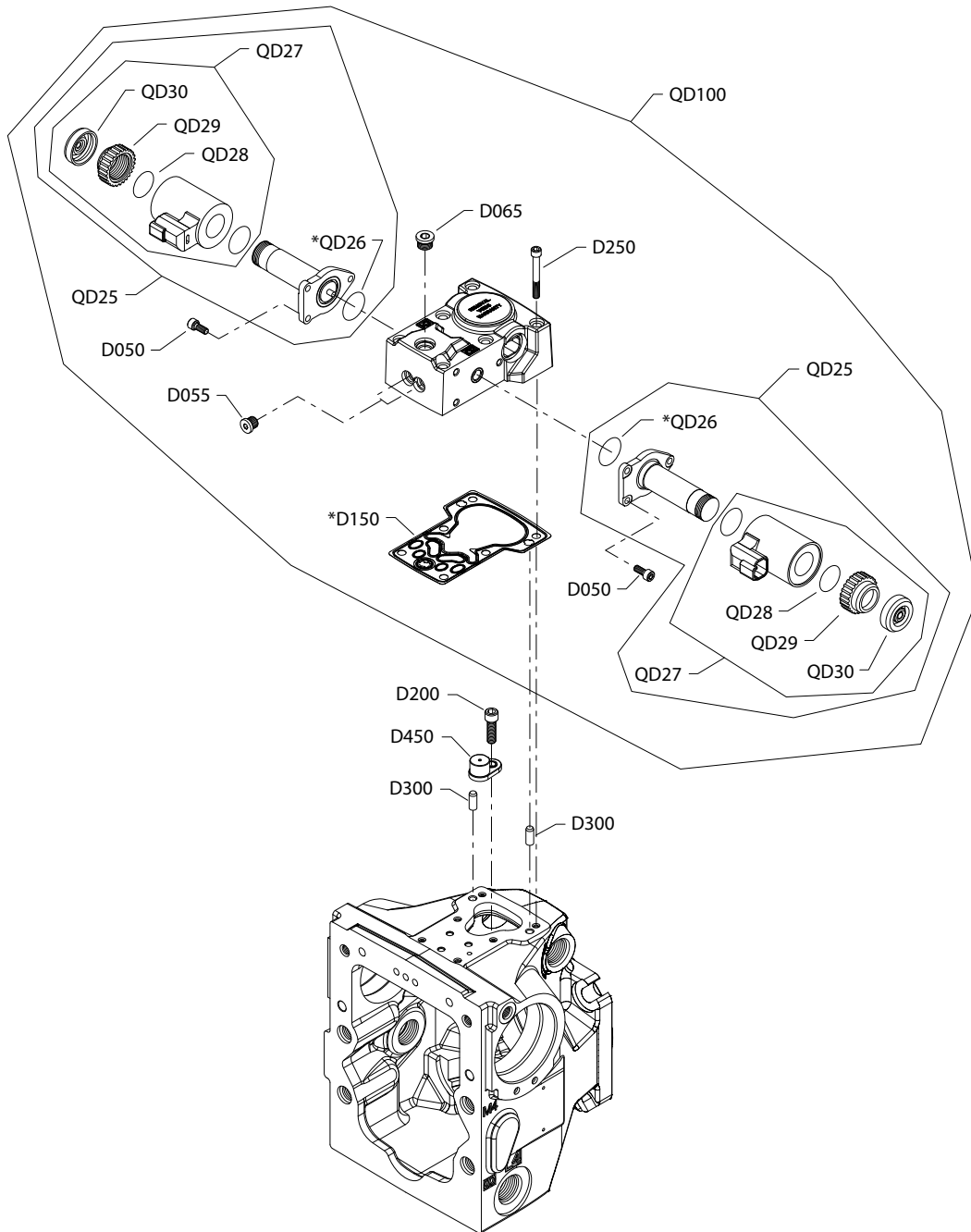
* Included in overhaul seal kit Q210

Order code: B8

Item	Date Begin	Date End	Part Number	Part Name	Qty. per Model/Kit
D050	08-10		716860	Screw, M5 x 12	6
D055	08-10		11040532	Plug assembly	2
D065	08-10		9005110-4400	Plug assembly	1
D067	08-10		9005110-4400	Plug assembly	1
D150	08-10		11227209	Control gasket (<i>SB-2016-033</i> on page 199)	1
D250	08-10		505038	Screw, M6 x 45	6
D300	08-10		310979	Dowel pin	2
QD25	08-10		140751	Proportional solenoid, 24v, DEUTSCH connector	2
QD26	08-10		11001952	O-ring	2
QD27	08-10		11004700	Coil kit, 24v, DEUTSCH connector	2
QD28	08-10		063172	O-ring	2
QD29	08-10		11319361	Coil nut	2
QD30	08-10		11027883	Cap	2
QD100	08-10		11025904	NFPE control kit, 24v, manual override, DEUTSCH connector	1

H1P control B9

Parts configuration



 **Note**

Generic housing shown.

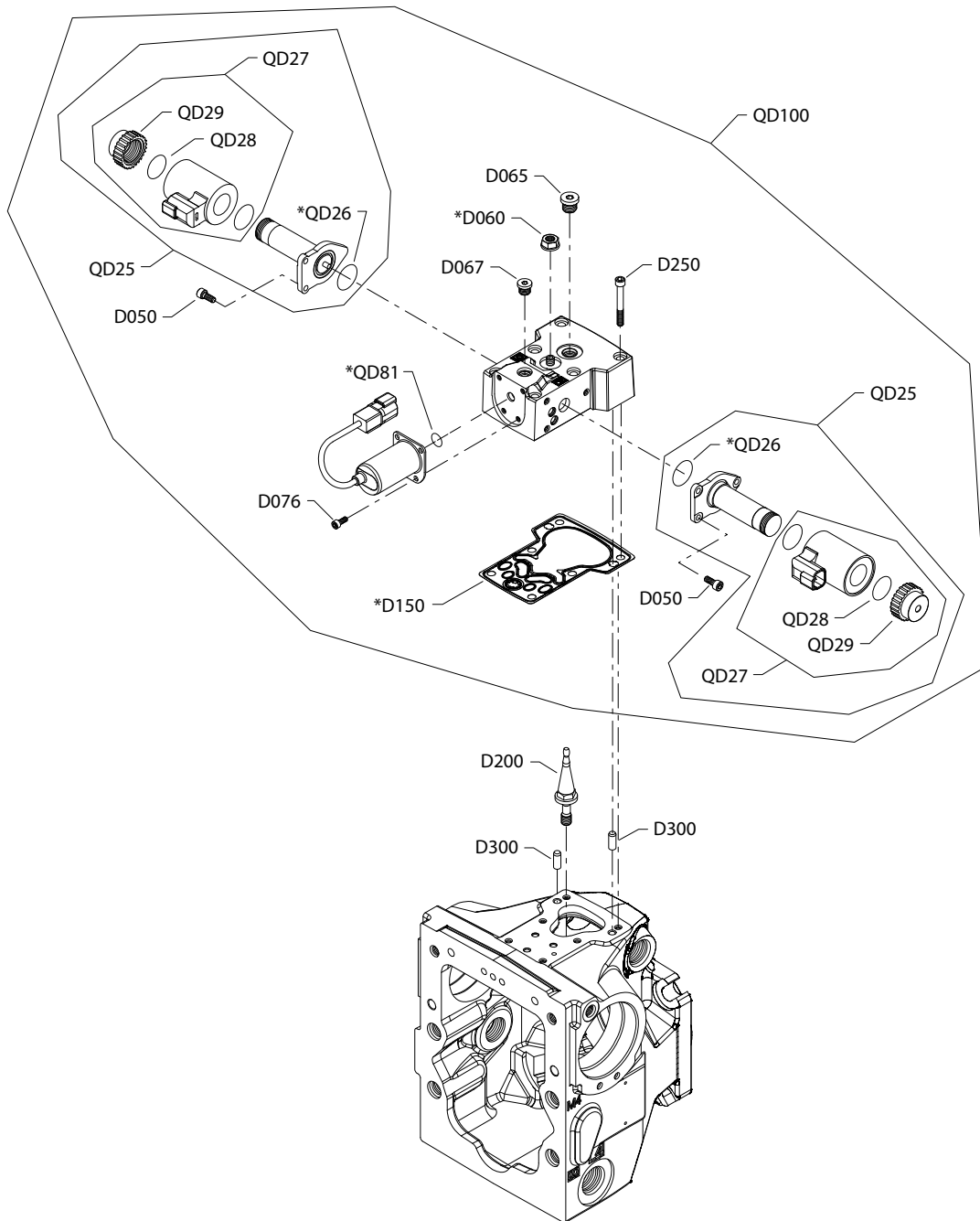
* Included in overhaul seal kit Q210

Order code: B9

Item	Date Begin	Date End	Part Number	Part Name	Qty. per Model/Kit
D050	08-10		716860	Screw	6
D055	08-10		11040532	Plug assembly	2
D067	08-10		9005110-4400	Plug assembly	1
D150	08-10		11227209	Control gasket (<i>SB-2016-033</i> on page 199)	1
D200	08-10		141472	Screw	1
D250	08-10		505038	Screw	6
D300	08-10		310979	Dowel pin	2
D450	08-10		11003097	Magnet carrier	1
QD25	08-10		140751	Proportional solenoid, 24v, DEUTSCH connector	2
QD26	08-10		11001952	O-ring	2
QD27	08-10		1104700	Coil kit, 24v, DEUTSCH connector	2
QD28	08-10		063172	O-ring	2
QD29	08-10		11319361	Coil nut	2
QD30	08-10		11027883	Cap	2
QD100	08-10		11050137	NFPE control kit,, 24V, manual override	1

H1P control C1

Parts configuration



 **Note**

Generic housing shown.

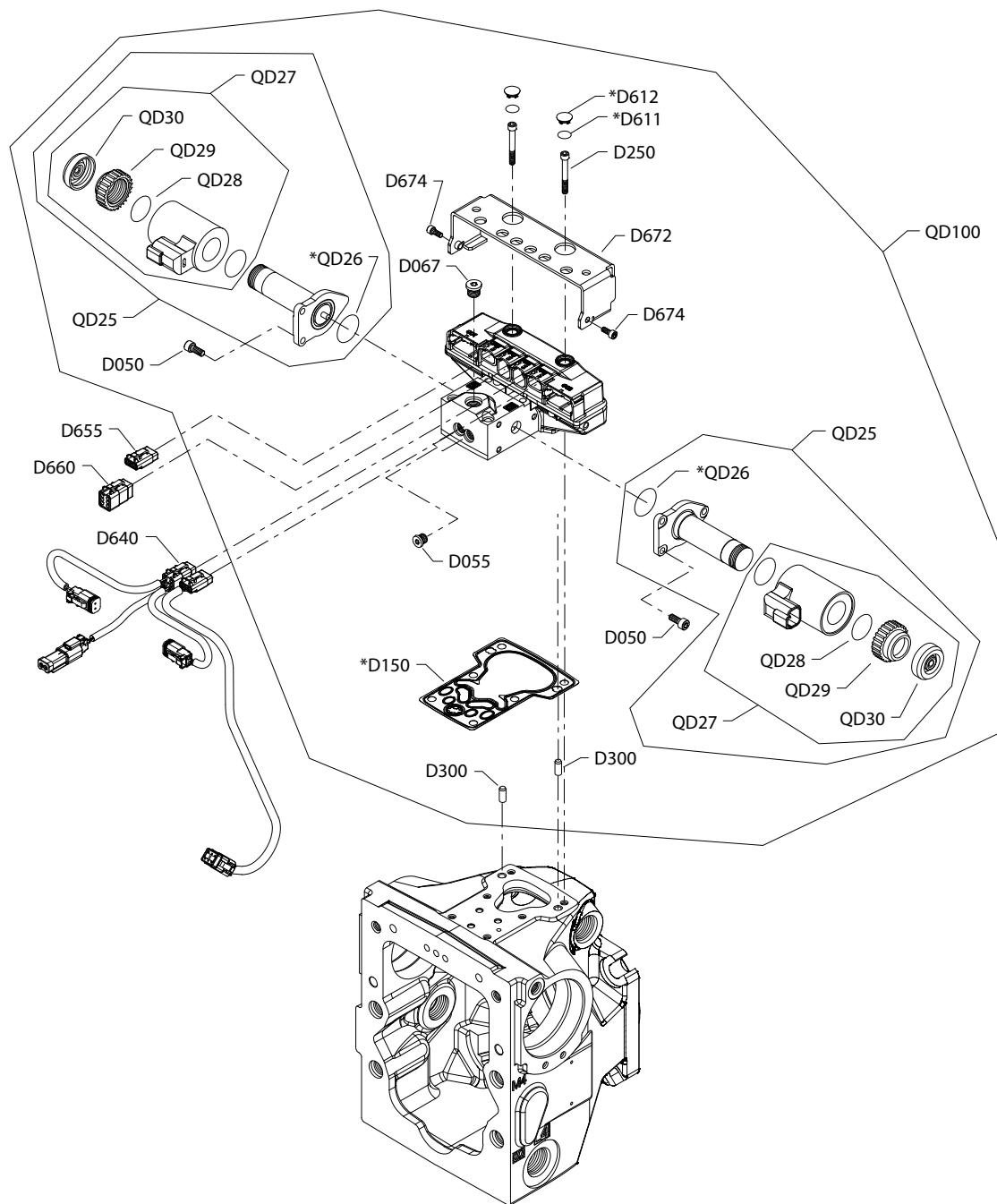
* Included in overhaul seal kit Q210

Order code: C1

Item	Date Begin	Date End	Part Number	Part Name	Qty. per Model/Kit
D050	08-10	12-52	716860	Screw	6
D060	08-10	12-52	612291 (9003508-0008)	Seal nut	1
D065	08-10	12-52	9005110-4400	Plug assembly	1
D067	08-10	12-52	11040532	Plug assembly	1
D076	08-10	12-52	346957	Screw, M4 x 8	4
D150	08-10	12-52	11227209	Control gasket (<i>SB-2016-033</i> on page 199)	1
D200	08-10	12-52	11202172	Swashplate feedback link (<i>SB-2018-025</i> on page 203)	1
D250	08-10	12-52	505038	Screw	6
D300	08-10	12-52	310979	Dowel pin	2
QD25	08-10	12-52	11012459	Proportional solenoid, 24V, DEUTSCH connector	2
QD26	08-10	12-52	11001952	O-ring	2
QD27	08-10	12-52	11028019	Coil kit, 24V, DEUTSCH connector	2
QD28	08-10	12-52	063172	O-ring	2
QD29	08-10	12-52	11028024	Coil nut	2
QD81	08-10	12-52	11059551	O-ring	1
QD100	08-10	12-52	11147472	EDC kit, 24V, high gain spool, control override (<i>SB-2015-035</i> on page 194)	1

H1P control C2

Parts configuration



 **Note**

Generic housing shown.

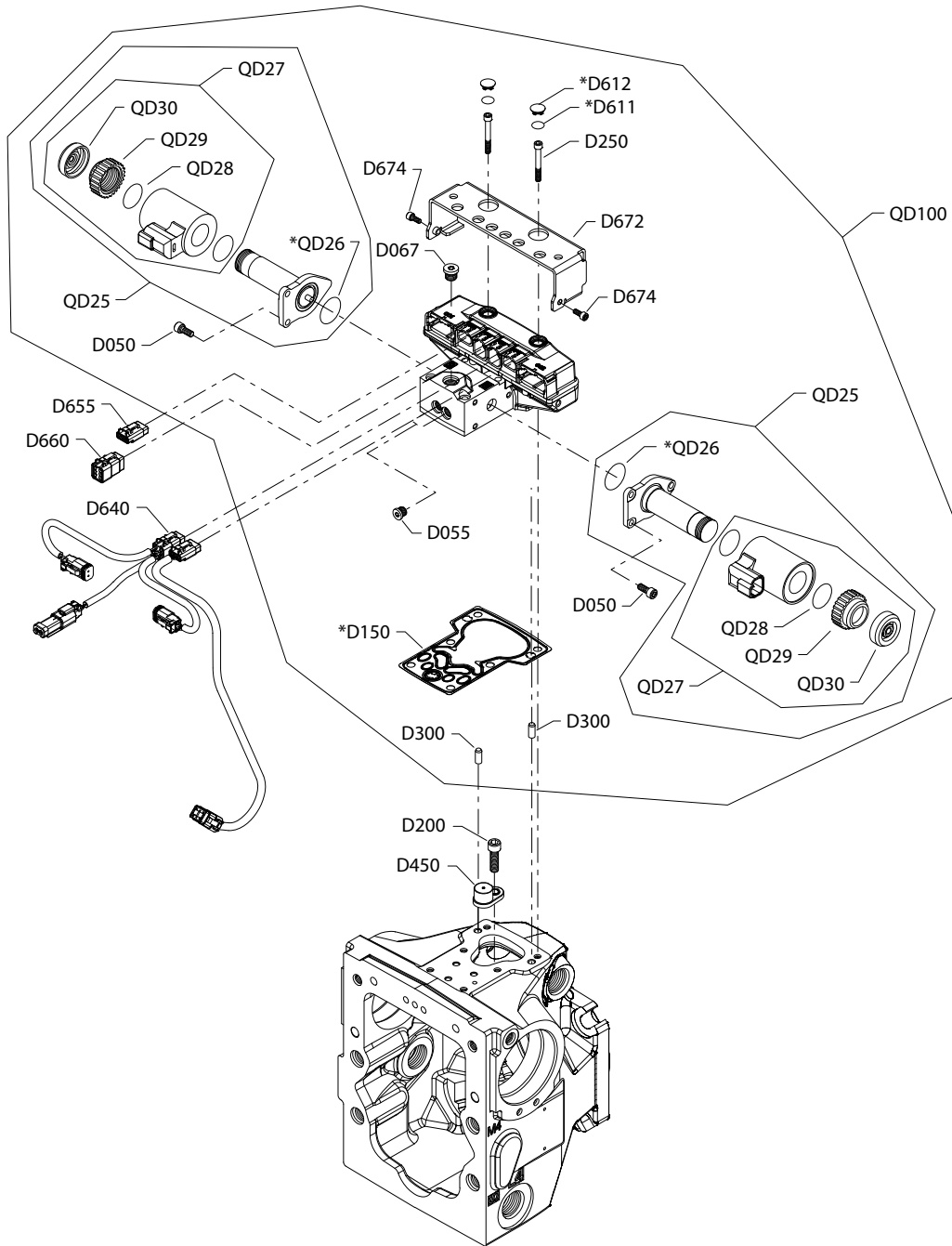
* Included in overhaul seal kit QD210

Order code: C2

Item	Date Begin	Date End	Part Number	Part Name	Qty. per Model/Kit
D050	10-14		716860	Screw, M5 x 12	6
D055	10-14		11040532	Plug assembly	2
D067	10-14		9005110-4400	Plug assembly	1
D150	10-14		11227209	Control gasket (SB-2016-033 on page 199)	1
D250	10-14		505038	Screw, M6 x 45	6
D300	10-14		11036469	Dowel pin	2
D611	10-14	21-12	11066774	O-ring (SB-2021-014 on page 205)	2
D611	21-13		11225703	O-ring	2
D612	10-14	21-12	11003126	Plug (SB-2021-014 on page 205)	2
D612	21-13		11223708	Plug	2
D640	10-14		11023348	AC wiring harness	1
D655	10-14		11084827	Connector DTM 06-3S	1
D660	10-14		11084822	Connector DTM 06-6S	1
D672	10-14		11151875	Protection	1
D674	10-14		716860	Screw, M5 x 12	2
QD25	10-14		140751	Proportional solenoid, 24 volt	2
QD26	10-14		11001952	O-ring	2
QD27	10-14		11004700	Coil kit, 24v, DEUTSCH connector	2
QD28	10-14		063172	O-ring	2
QD29	10-14		11319361	Coil nut	2
QD30	10-14		11027883	Cap	2
QD100	10-14		11232765	Automotive control kit, 24v, manual override	1

H1P control C3

Parts configuration



 **Note**

Generic housing shown.

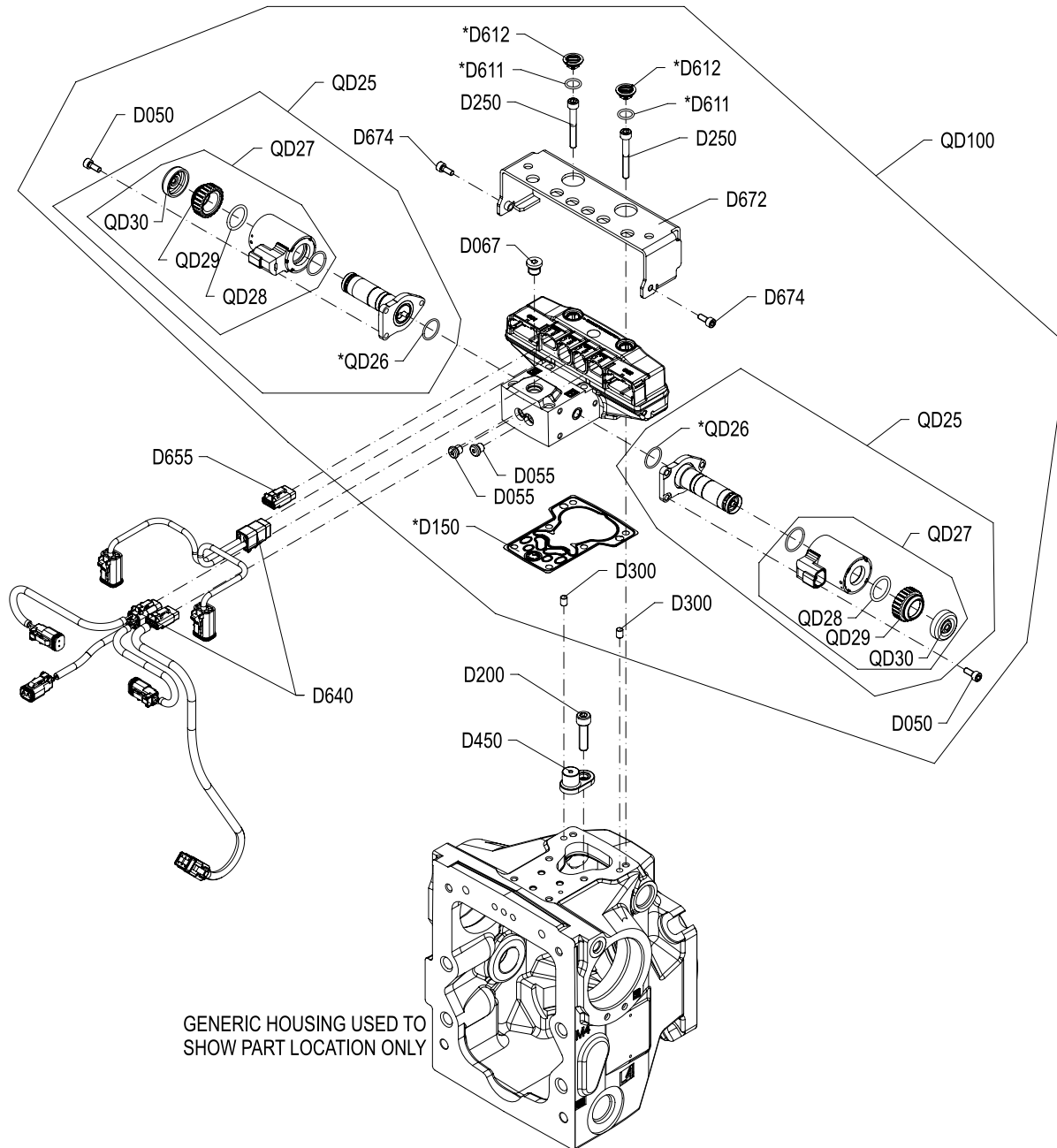
* Included in overhaul seal kit Q210

Order code: C3

Item	Date Begin	Date End	Part Number	Part Name	Qty. per Model/Kit
D050	10-14		716860	Screw, M5 x 12	6
D055	10-14		11040532	Plug assembly	2
D067	10-14		9005110-4400	Plug assembly	1
D150	10-14		11227209	Control gasket (<i>SB-2016-033</i> on page 199)	1
D200	10-14		141472	Screw, special	1
D250	10-14		505038	Screw, M6 x 45	6
D300	10-14		11036469	Dowel pin	2
D450	10-14		11003097	Magnet carrier	1
D611	10-14	21-12	11066774	O-ring (<i>SB-2021-014</i> on page 205)	2
D611	21-13		11225703	O-ring	2
D612	10-14	21-12	11003126	Plug (<i>SB-2021-014</i> on page 205)	2
D612	21-13		11223708	Plug	2
D640	10-14		11023348	AC wiring harness	1
D655	10-14		11084827	Connector DTM 06-3S	1
D660	10-14		11084822	Connector DTM 06-6S	1
D672	10-14		11151875	Protection	1
D674	10-14		716860	Screw, M5 x 12	2
QD25	10-14		140751	Proportional solenoid, 24 volt	2
QD26	10-14		11001952	O-ring	2
QD27	10-14		11004700	Coil kit, 24v, DEUTSCH connector	2
QD28	10-14		063172	O-ring	2
QD29	10-14		11319361	Coil nut	2
QD30	10-14		11027883	Cap	2
QD100	10-14		11232767	Automotive control kit, 24v, manual override	1

H1P control C9, D1

Parts configuration



Note

Generic housing shown.

* Included in overhaul seal kit Q210

Common parts

Item	Date Begin	Date End	Part Number	Part Name	Qty. per Model/Kit
D050	12-22		716860	Screw, M5 x 12	6
D055	12-22		11040532	Plug assembly	2
D067	12-22		9005110-4400	Plug assembly	1
D150	12-22		11227209	Control gasket (<i>SB-2016-033</i> on page 199)	1
D200	12-22		141472	Screw, special	1
D250	12-22		505038	Screw, M6 x 45	6
D300	12-22		11036469	Dowel pin	2
D450	12-22		11003097	Magnet carrier	1
D611	12-22	21-12	11066774	O-ring (<i>SB-2021-014</i> on page 205)	2
D611	21-13		11225703	O-ring	2
D612	12-22	21-12	11003126	Plug (<i>SB-2021-014</i> on page 205)	2
D612	21-13		11223708	Plug	2
D640	12-22		11105876	AC wiring harness	1
D655	12-22		11084827	Connector DTM 06-3S	1
D672	12-22		11151875	Protection	1
D674	12-22		716860	Screw, M5 x 12	2
QD26	12-22		11001952	O-ring	2
QD28	12-22		063172	O-ring	2
QD30	12-22		11027883	Cap	2

Order code: C9

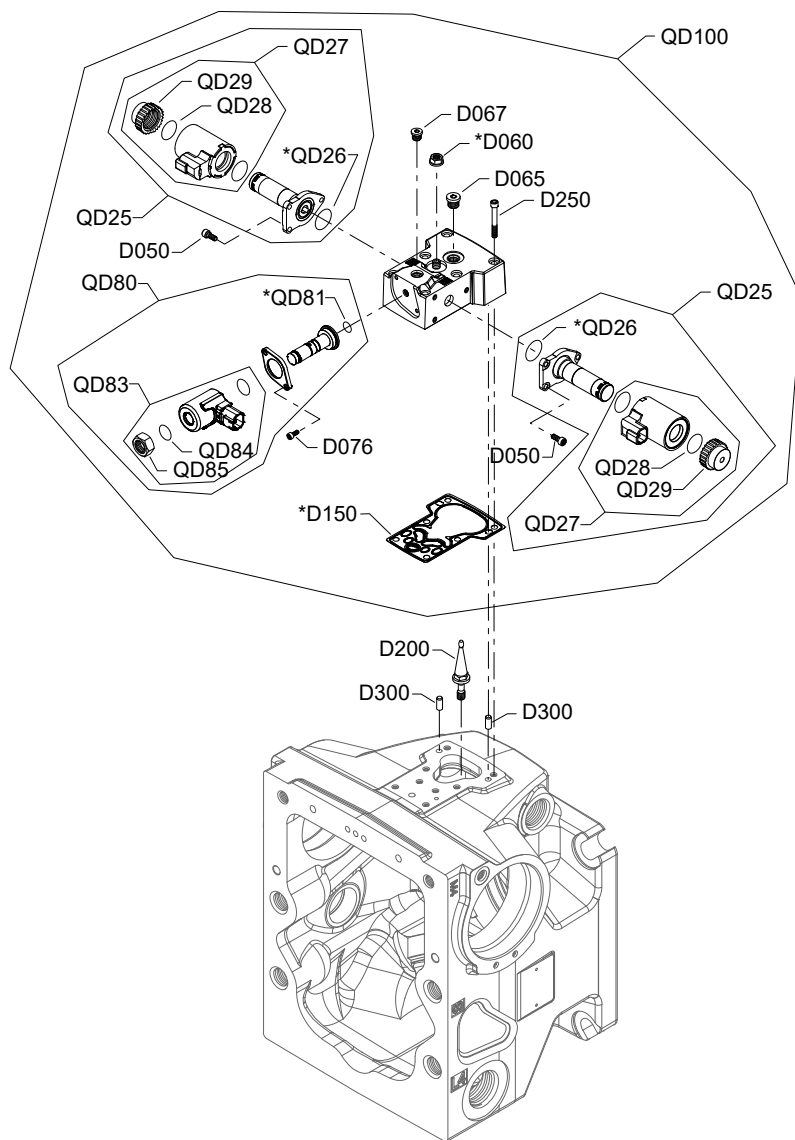
QD25	12-22		140751	Proportional solenoid, 24v	2
QD27	12-22		11004700	Coil kit, 24v, DEUTSCH connector	2
QD29	12-22		11319361	Coil nut	2
QD100	12-22		11232767	Automotive control kit, 24v, manual override	1

Order code: D1

QD25	12-22		140750	Proportional solenoid, 12v	2
QD27	12-22		11004698	Coil kit, 12v, DEUTSCH connector	2
QD29	12-22		11319330	Coil nut	2
QD100	12-22		11232766	Automotive control kit, 12v, manual override	1

H1P control E6, E7

E6 and E7 configuration



Note

Generic housing shown.

Option E7 is available in SAE and metric. Please order accordingly.

* Included in overhaul seal kit Q210

Common parts

Item	Date Begin	Date End	Part Number	Part Name	Qty. per Model/Kit
D050	14-25		716860	Screw, M5 x 12	6
D060	14-25		612291 (9003508-0008)	Seal nut, M8	1
D065	14-25		905110-4400	Plug assembly (SAE)	1
D067	14-25		905110-4400	Plug assembly (SAE)	1
D076	14-25		067694	Screw, M4 x 10	2
D150	14-25		11227209	Control gasket (<i>SB-2016-033</i> on page 199)	1
D200	14-25		11202172	Swash plate feedback link (<i>SB-2018-025</i> on page 203)	1
D250	14-25		505038	Screw, M6 x 45	6
D300	14-25		310979	Dowel pin	2
QD26	14-25		11001952	O-ring	2
QD28	14-25		063172	O-ring	2
QD81	14-25		11152257	O-ring	1
QD85	14-25		11140394	Coil nut	1

Order code: E6

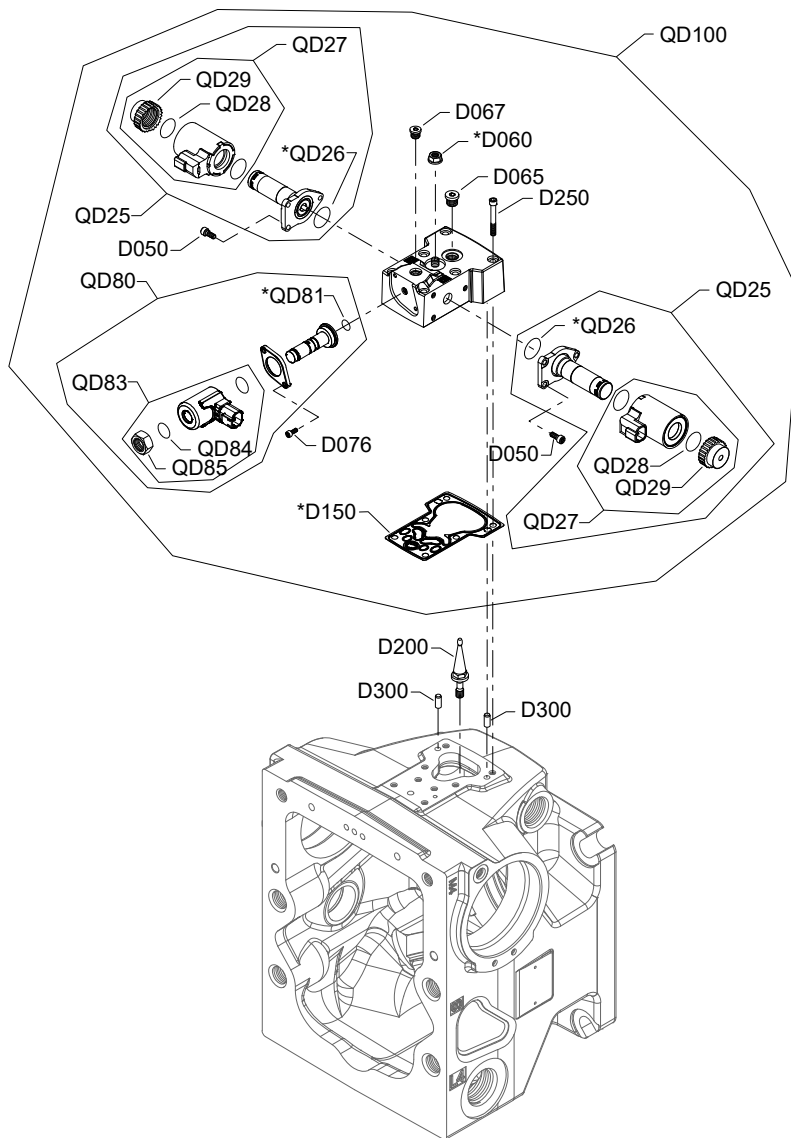
QD25	14-25		11012459	Proportional solenoid, 24v	2
QD27	14-25		11028019	Coil kit, 24v, DEUTSCH connector	2
QD29	14-25		11028024	Coil nut	2
QD80	14-25		11231201	Solenoid valve, on/off, 24v	1
QD83	14-25		11232697	Coil kit, 24v	1
QD84	14-25		11232752	O-ring	1
QD100	14-25		11147423	EDC kit, 24v, CCO	1

Order code: E7

D065	16-09		5000572	Plug assembly (metric)	1
D067	16-09		5000572	Plug assembly, (metric)	1
QD25	14-25		11012457	Proportional solenoid, 12v	2
QD27	14-25		11028018	Coil kit, 12v, DEUTSCH connector	2
QD29	14-25		11027046	Coil nut	2
QD80	14-25		11231200	Solenoid valve, on/off, 12v	1
QD83	14-25		11232757	Coil kit, 12v	1
QD84	14-25		11232752	O-ring	1
QD100	14-25		11147471	EDC kit, 12v, CCO (SAE)	1
QD100	16-09		11164610	EDC kit, 12v, CCO (metric)	1

H1P control E8

Parts configuration



 **Note**

Generic housing shown.

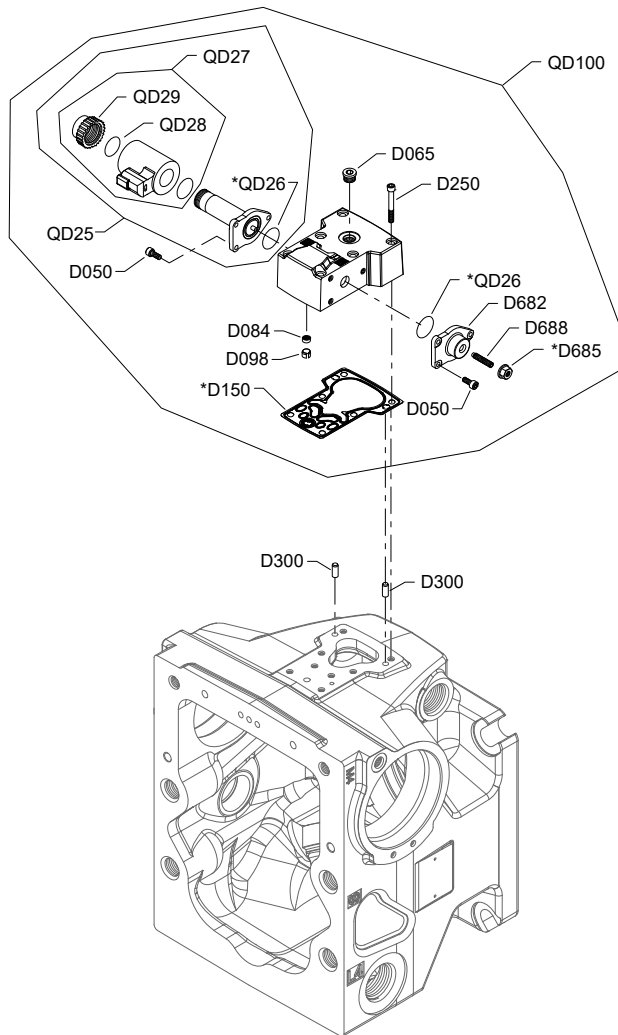
* Included in overhaul seal kit Q210

Order code: E8

Item	Date Begin	Date End	Part Number	Part Name	Qty. per Model/Kit
D050	14-25		716860	Screw, M5 x 12	6
D060	14-25		612291 (9003508-0008)	Seal nut, M8	1
D065	14-25		905110-4400	Plug assembly	1
D067	14-25		905110-4400	Plug assembly	1
D076	14-25		067694	Screw, M4 x 10	2
D150	14-25		11227209	Control gasket (<i>SB-2016-033</i> on page 199)	1
D200	14-25		11202172	Swashplate feedback link (<i>SB-2018-025</i> on page 203)	1
D250	14-25		505038	Screw, M6 x 45	6
D300	14-25		310979	Dowel pin	2
QD25	14-25		11012459	Proportional solenoid, 24v	2
QD26	14-25		11001952	O-ring	2
QD27	14-25		11028019	Coil kit, 24v, DEUTSCH connector	2
QD28	14-25		063172	O-ring	2
QD29	14-25		11028024	Coil nut	2
QD80	14-25		11231201	Solenoid vale, on/off, 24v	1
QD81	14-25		11152257	O-ring	1
QD83	14-25		11232697	Coil kit, 24v	1
QD84	14-25		11232752	O-ring	1
QD85	14-25		11140394	Coil nut	1
QD100	14-25		11147472	EDC kit, 24v, CCO	1

H1P control F1, F2

F1 and F2 configuration



Note

Generic housing shown.

Warning

This control is for Fan Drive systems only. Use in other systems could result in unintended movement of machine or its elements. Loss of the input signal to this control will cause the pump to produce maximum flow. Contact Danfoss or an authorized distributor with questions regarding the use of this product.

* Included in overhaul seal kit Q210

Common parts

Item	Date Begin	Date End	Part Number	Part Name	Qty. per Model/Kit
D050	12-33		716860	Screw, M5 x 12	6
D065	12-33		9005110-4400	Plug assembly	1
D150	12-33		11227209	Control gasket (<i>SB-2016-033</i> on page 199)	1
D250	12-33		505038	Screw, M6 x 45	6
D300	12-33		310979	Dowel pin	2
D682	12-33		11079441	Flange	1
D685	12-33		612291 (9003508-0008)	Seal nut, M8	1
D688	12-33		11079453	Adjusting screw	1
QD26	12-33		11001952	O-ring	2
QD28	12-33		063172	O-ring	1

Order code: F1

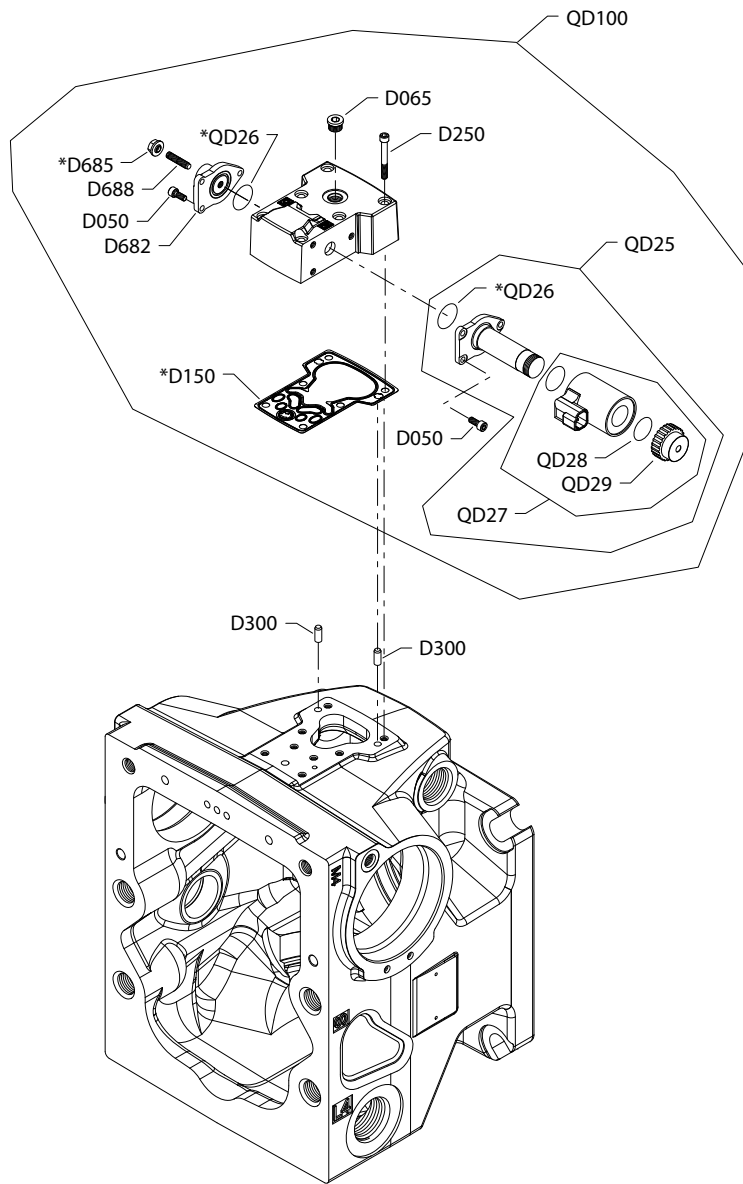
QD25	12-33		11012457	Proportional solenoid, 12v	1
QD27	12-33		11028018	Coil kit, 12v, DEUTSCH connector	1
QD29	12-33		11027046	Coil nut	1
QD100	12-33		11081306	FDC kit, 12v, DEUTSCH connector	1

Order code: F2

QD25	12-33		11012459	Proportional solenoid, 24v	1
QD27	12-33		11028019	Coil kit, 24v, DEUTSCH connector	1
QD29	12-33		11028024	Coil nut	1
QD100	12-33		11081307	FDC kit, 24v, DEUTSCH connector	1

H1P control F4

F4 configuration



 **Note**

Generic housing shown.

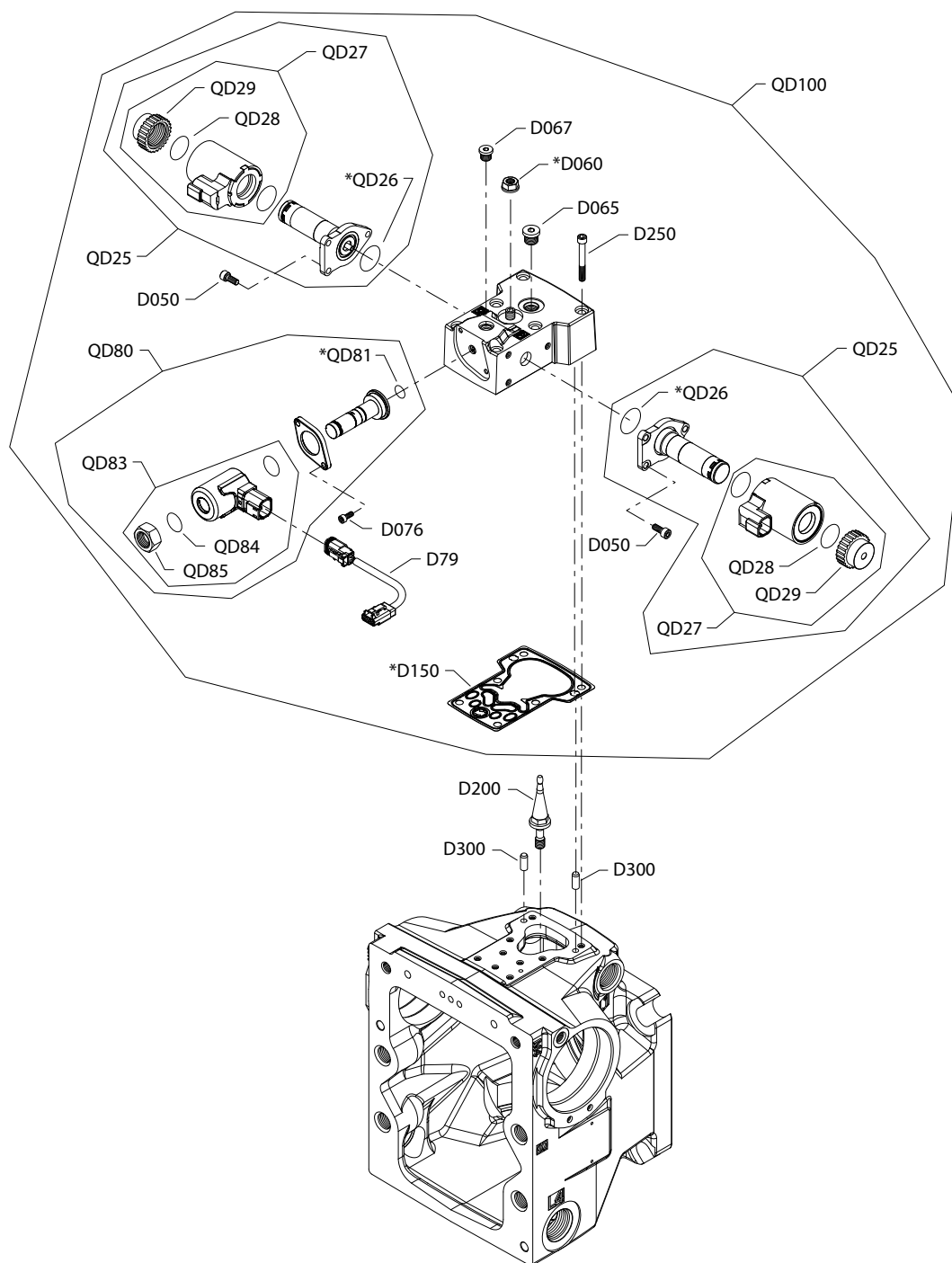
* Included in overhaul seal kit

Order code: F4

Item	Date Begin	Date End	Part Number	Part Name	Qty. per Model/Kit
D050	08-10		716860	Screw, M5 x 12	6
D065	08-10		9005110-4400	Plug assembly	1
D150	08-10		11227209	Control gasket (<i>SB-2016-033</i> on page 199)	1
D250	08-10		505038	Screw, M6 x 45	6
D300	08-10		310979	Dowel pin	2
D682	08-10		11079441	Flange	1
D685	08-10		612291 (9003508-0008)	Seal nut, M8	1
D688	08-10		11079453	Adjusting screw	1
QD25	08-10		11012459	Proportional solenoid, 24v	1
QD26	08-10		11001952	O-ring	2
QD27	08-10		11028019	Coil kit, 24v, DEUTSCH connector	1
QD28	08-10		063172	O-ring	1
QD29	08-10		11028024	Coil nut	1
QD100	08-10		11174982	FDC kit, 24v, DEUTSCH connector	1

H1P control G7

Parts configuration



 **Note**

Generic housing shown.

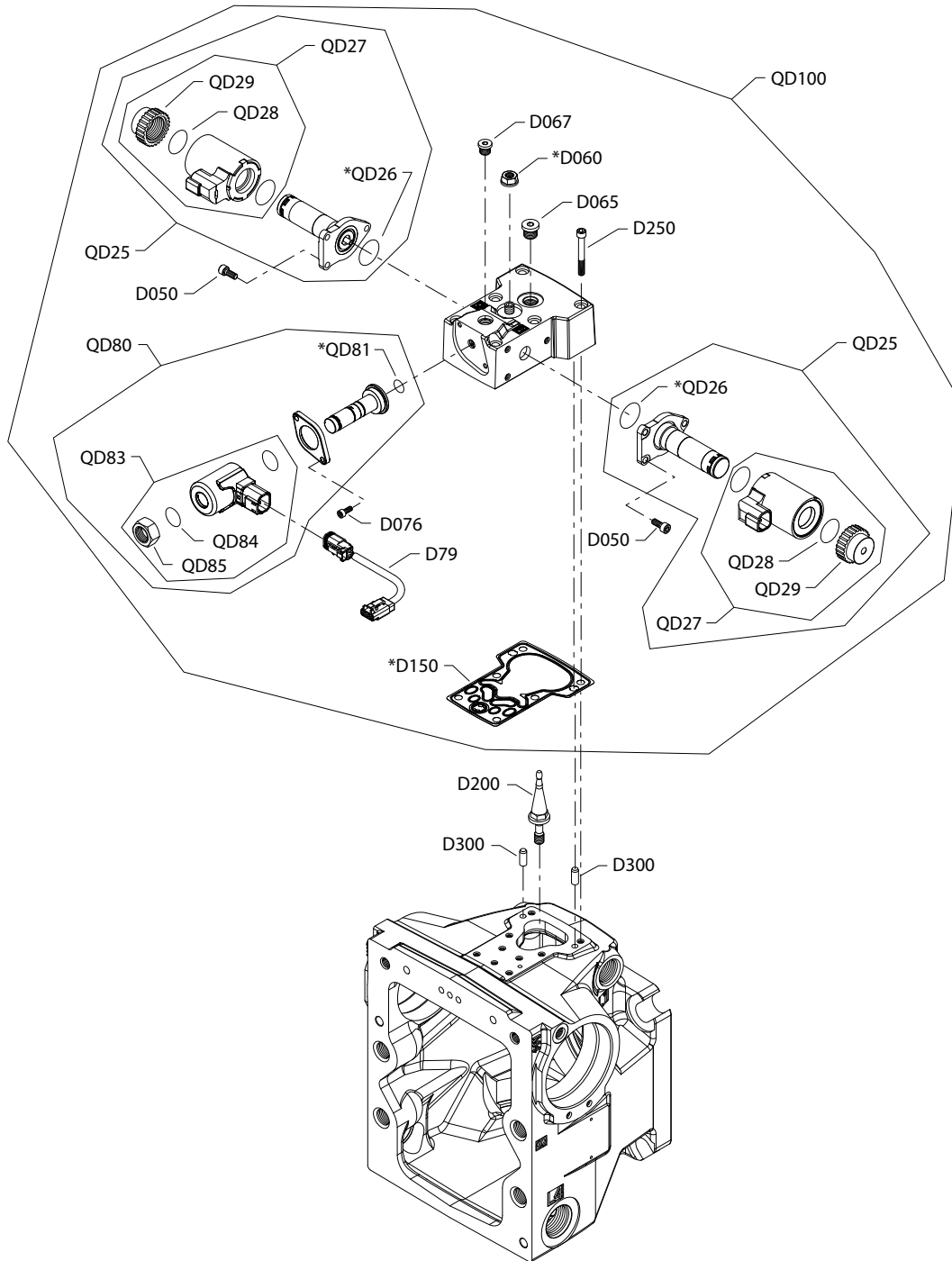
* Included in overhaul seal kit Q210

Order code: G7

Item	Date Begin	Date End	Part Number	Part Name	Qty. per Model/Kit
D79	14-31		11153287	Cable adapter	1
D050	14-31		716860	Screw, M5 x 12	6
D060	14-31		612291 (9003508-0008)	Seal nut, M8	1
D065	14-31		9005110-4400	Plug assembly	1
D067	14-31		9005110-4400	Plug assembly	1
D076	14-31		067694	Screw, M4 x 10	2
D150	14-31		11227209	Control gasket (<i>SB-2016-033</i> on page 199)	1
D200	14-31		11202172	Swashplate feedback link (<i>SB-2018-025</i> on page 203)	1
D250	14-31		505038	Screw, M6 x 45	6
D300	14-31		310979	Dowel pin	2
QD25	14-31		11012457	Proportional solenoid, 12v	2
QD26	14-31		11001952	O-ring	2
QD27	14-31		11028018	Coil kit, 12v, DEUTSCH connector	2
QD28	14-31		063172	O-ring	2
QD29	14-31		11027046	Coil nut	2
QD80	14-31		11231200	Solenoid vale, on/off, 12v	1
QD81	14-31		11152257	O-ring	1
QD83	14-31		11232757	Coil kit, 12v	1
QD84	14-31		11232752	O-ring	1
QD85	14-31		11140394	Coil nut	1
QD100	14-31		11156149	EDC kit, 12v, CCO	1

H1P control G9

Parts configuration



Note

Generic housing shown.

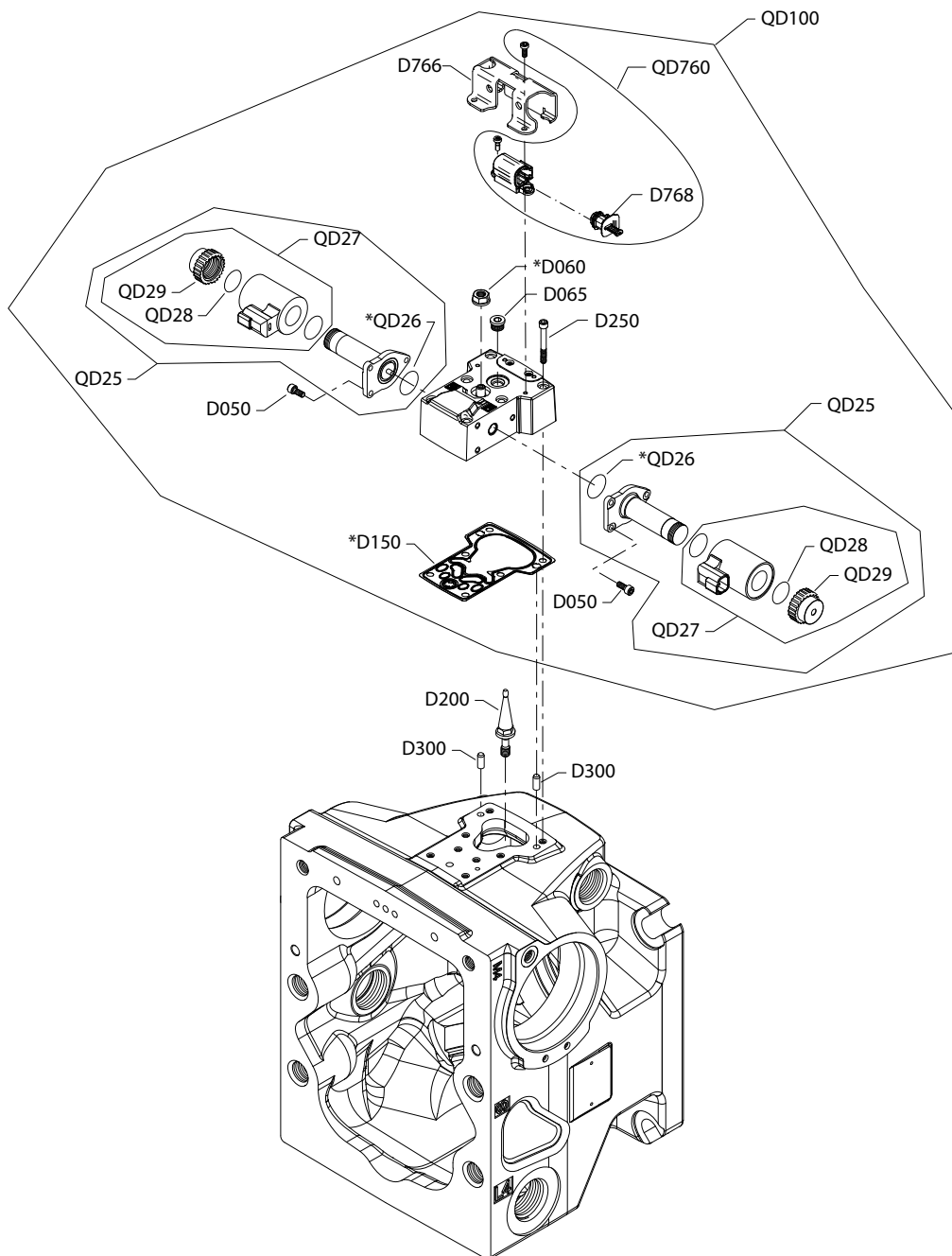
* Included in overhaul seal kit Q210

Order code: G9

Item	Date Begin	Date End	Part Number	Part Name	Qty. per Model/Kit
D79	14-37		11150437	Cable adapter	1
D050	14-37		716860	Screw, M5 x 12	6
D060	14-37		612291 (9003508-0008)	Seal nut, M8	1
D065	14-37		9005110-4400	Plug assembly	1
D067	14-37		9005110-4400	Plug assembly	1
D076	14-37		067694	Screw, M4 x 10	2
D150	14-37		11227209	Control gasket (<i>SB-2016-033</i> on page 199)	1
D200	14-37		11202172	Swashplate feedback link (<i>SB-2018-025</i> on page 203)	1
D250	14-37		505038	Screw, M6 x 45	6
D300	14-37		310979	Dowel pin	2
QD25	14-37		11012457	Proportional solenoid, 12v	2
QD26	14-37		11001952	O-ring	2
QD27	14-37		11028018	Coil kit, 12v, DEUTSCH connector	2
QD28	14-37		063172	O-ring	2
QD29	14-37		11027046	Coil nut	2
QD80	14-37		11231200	Solenoid vale, on/off, 12v	1
QD81	14-37		11152257	O-ring	1
QD83	14-37		11232757	Coil kit, 12v	1
QD84	14-37		11232752	O-ring	1
QD85	14-37		11140394	Coil nut	1
QD100	14-37		11147471	EDC kit, 12v, CCO	1

H1P control H2, H3

Parts configuration



 **Note**

Generic housing shown

* Included in overhaul seal kit Q210

Common parts

Item	Date Begin	Date End	Part Number	Part Name	Qty. per Model/Kit
D050	18-11		716860	Screw, M5 x 12	6
D060	18-11		612291	Seal nut	1
D065	18-11		9005110-4400	Plug assembly	1
D150	18-11		11227209	Control gasket	1
D200	18-11		11202172	Swashplate feedback link	1
D250	18-11		505038	Screw, M6 x 45	6
D300	18-11		310979	Dowel pin	2
D766	18-11		11187406	Protection cover	1
D768	18-11		11184617	Paint cover	1
QD26	18-11		11001952	O-ring	2
QD28	18-11		063172	O-ring	2
QD760	18-11		11290138	EDC sensor service kit	1

Order code: H2

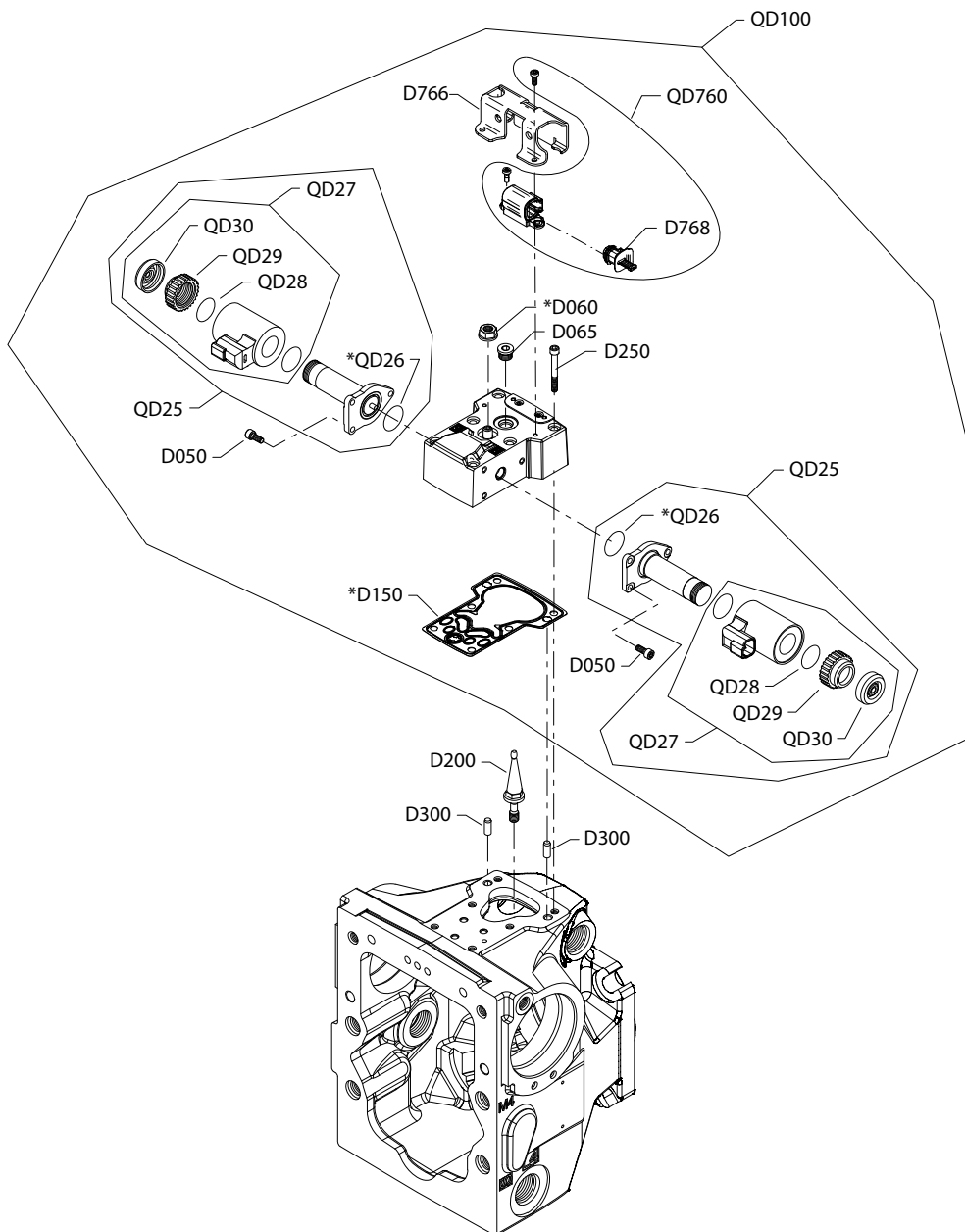
QD100	18-11		11196619	EDC kit, 12v, ASNSR	1
QD25	18-11		11012457	Proportional solenoid, 12v	2
QD27	18-11		11028018	Coil kit, 12V, DEUTSCH connector	2
QD29	18-11		11027046	Nut	2

Order code: H3

QD100	18-11		11179280	EDC kit, 24v, ASNSR	1
QD25	18-11		11012459	Proportional solenoid, 24v	2
QD27	18-11		11028019	Coil kit, 24v DEUTSCH connector	2
QD29	18-11		11028024	Nut	2

H1P control H6, H7

Parts configuration



Note

Generic housing shown

* Included in overhaul seal kit Q210

Common parts

Item	Date Begin	Date End	Part Number	Part Name	Qty. per Model/Kit
D050	18-13		716860	Screw, M5 x 12	6
D060	18-13		612291	Seal nut	1
D065	18-13		9005110-4400	Plug assembly	1
D150	18-13		11227209	Control gasket	1
D200	18-13		11202172	Swashplate feedback link	1
D250	18-13		505038	Screw, M6 x 45	6
D300	18-13		310979	Dowel pin	2
D766	18-13		11187406	Protection cover	1
D768	18-13		11184617	Paint cover	1
QD26	18-13		11001952	O-ring	2
QD28	18-13		063172	O-ring	2
QD30	18-13		11027883	Cap	2
QD760	18-13		11290138	EDC sensor service kit	1

Order code: H6

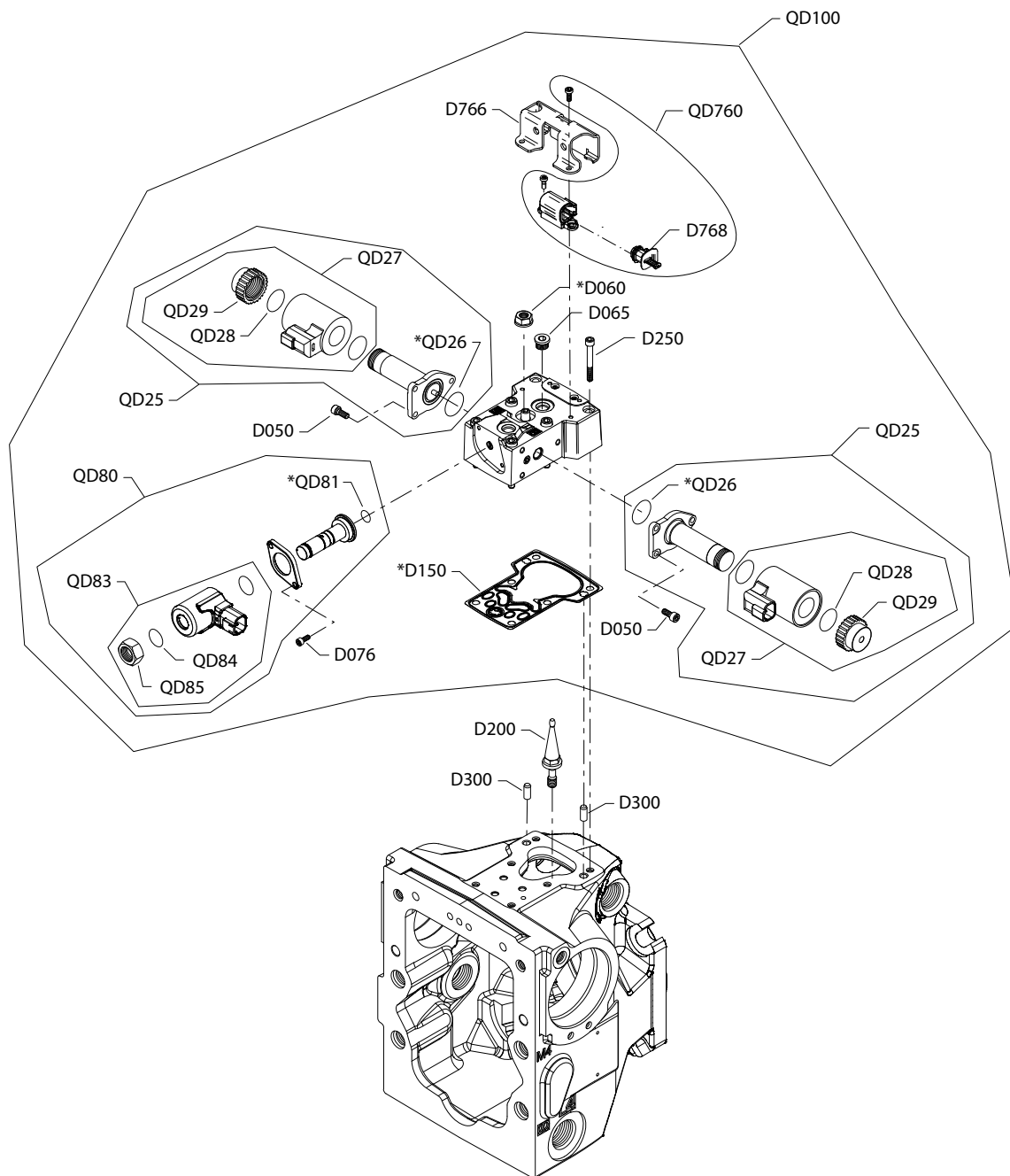
QD100	18-13		11179281	EDC kit, 12V	1
QD25	18-13		140750	Proportional solenoid, 12V	2
QD27	18-13		11004698	Coil kit, 12V, DEUTSCH connector	2
QD29	18-13		11319330	Coil nut	2

Order code: H7

QD100	18-13		11179292	EDC kit, 24V	1
QD25	18-13		140751	Proportional solenoid, 24V	2
QD27	18-13		11004700	Coil kit, 24V, DEUTSCH connector	2
QD29	18-13		11319361	Coil nut	2

H1P control H8, H9

Parts configuration



 **Note**

Generic housing shown

Option H8 is available in SAE and metric configurations. Please order accordingly.

* Included in overhaul seal kit Q210

Common parts

Item	Date Begin	Date End	Part Number	Part Name	Qty. per Model/Kit
D050	18-13		716860	Screw, M5 x 12	6
D060	18-13		612291	Seal nut	1
D065	18-13		9005110-4400	Plug assembly	1
D067	18-13		9005110-4400	Plug assembly	1
D076	18-13		067694	Screw, M4 x 10	2
D150	18-13		11227209	Control gasket	1
D200	18-13		11202172	Swashplate feedback link	1
D250	18-13		505038	Screw, M6 x 45	6
D300	18-13		310979	Dowel pin	2
D766	18-13		11187406	Protection cover	1
D768	18-13		11184617	Paint cover	1
QD28	18-13		063172	O-ring	2
QD85	18-13		11140394	Nut	1
QD760	18-13		11290138	EDC sensor service kit	1

Order code: H8

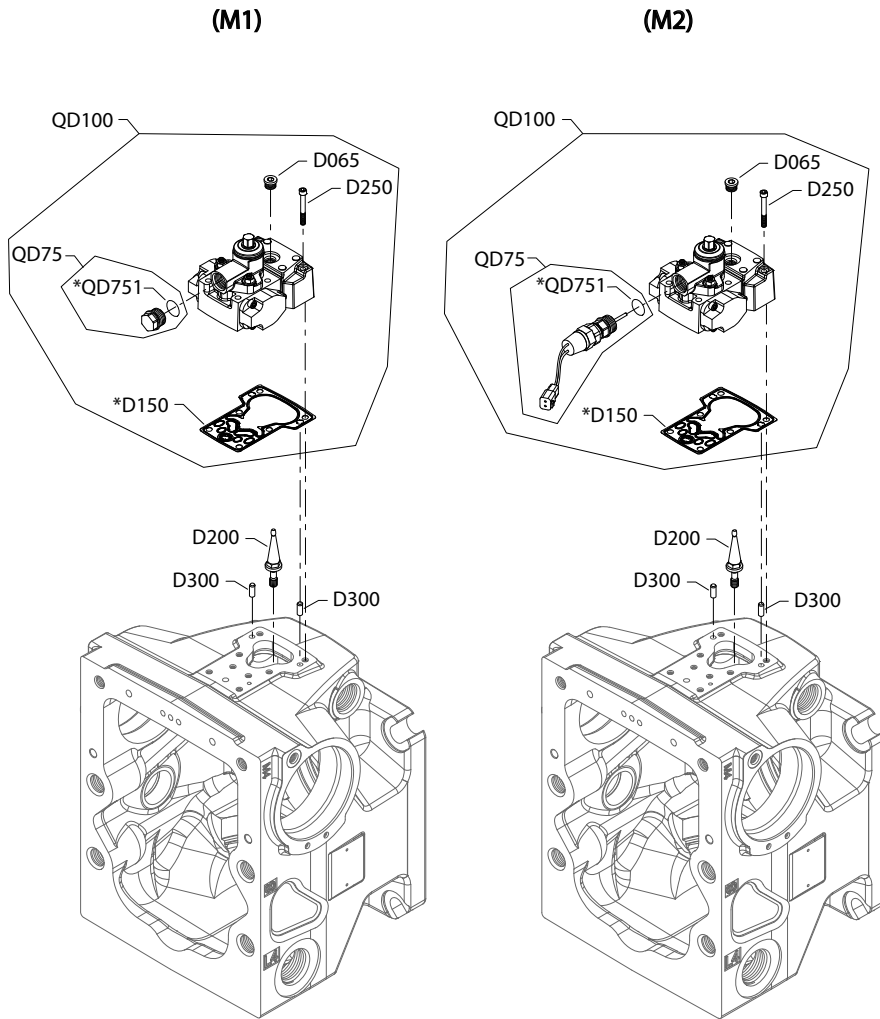
QD100	18-13		11179293	EDC kit, 12V	1
QD100	16-30		11182566	EDC kit, 12v ASNSR (metric)	1
QD25	18-13		11012457	Proportional solenoid, 12V	2
QD27	18-13		11028018	Coil kit, 12V, DEUTSCH connector	2
QD29	18-13		11027046	Coil nut	2
QD80	18-13		11231200	Solenoid, 12V, DEUTSCH connector	1
QD83	18-13		11232757	Coil kit, 12V, DEUTSCH connector	1
QD84	18-13		11232752	O-ring	1

Order code: H9

QD100	18-13		11179296	EDC kit, 24V	1
QD25	18-13		11012459	Proportional solenoid, 24V	2
QD27	18-13		11028019	Coil kit, 24V, DEUTSCH connector	2
QD29	18-13		11028024	Coil nut	2
QD80	18-13		11231201	Solenoid, 24V, DEUTSCH connector	1
QD83	18-13		11232697	Coil kit, 24V, DEUTSCH connector	1
QD84	18-13		11232752	O-ring	1

H1P control M1, M2

M1 and M2 configuration



 **Note**

Generic housing shown

* Included in overhaul seal kit

Common parts

Item	Date Begin	Date End	Part Number	Part Name	Qty. per Model/Kit
D065	14-01		9005110-4400	Plug assembly	1
D150	14-01		11227209	Control gasket (<i>SB-2016-033</i> on page 199)	1
D200	14-01		11202172	Swashplate feedback link (<i>SB-2018-025</i> on page 203)	1
D250	14-01		505038	Screw, M6 x 45	6
D300	14-01		310979	Dowel pin	2
QD751	14-01		001131 (9004201-5000)	O-ring	1

Order code: M1

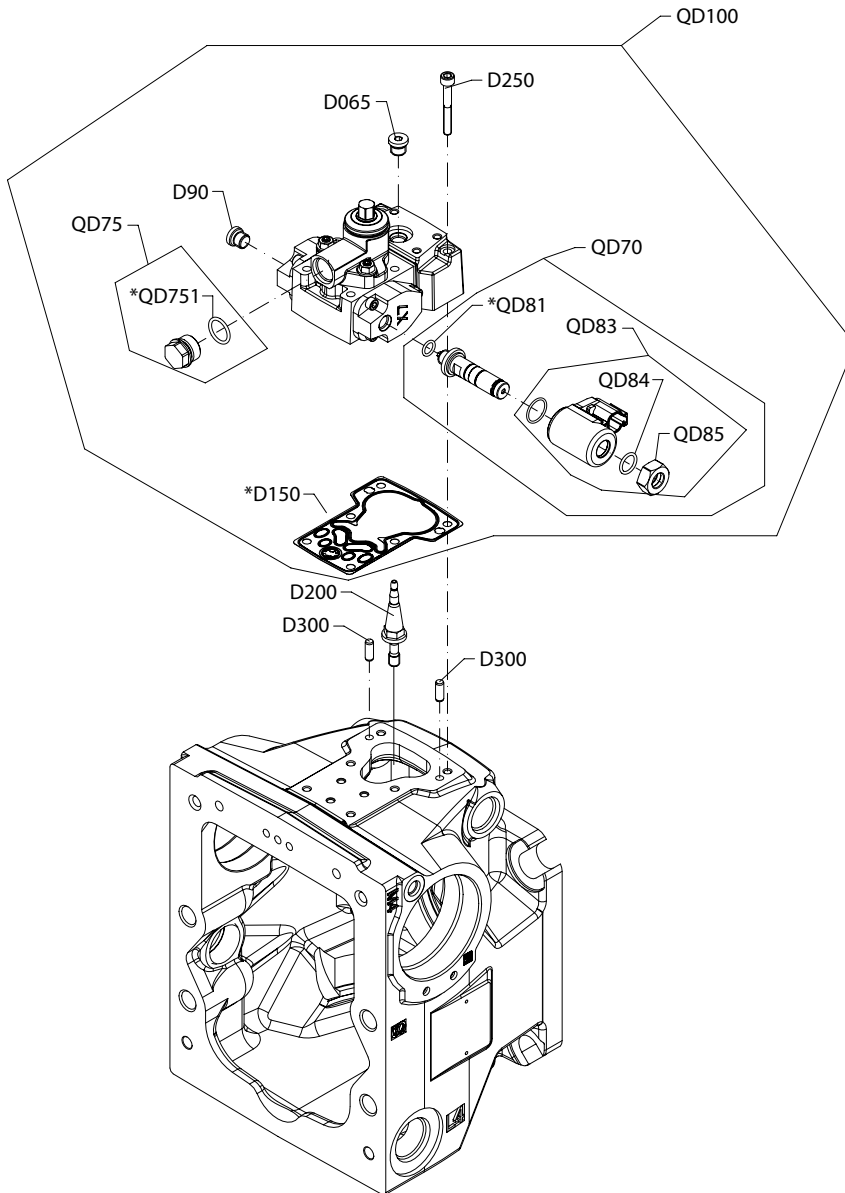
QD75	14-01		11119332	Spring seat assembly	1
QD100	14-01		11141225	MDC kit	1

Order code: M2

QD75	14-01		11328169	Spring seat/neutral start switch assembly	1
QD100	14-01		11141236	MDC kit	1

H1P control M3, M4

M3 and M4 configuration



Generic housing shown

* Included in overhaul seal kit Q210

Common parts

Item	Date Begin	Date End	Part Number	Part Name	Qty. per Model/Kit
D065	14-01		9005110-4400	Plug assembly	1
D90	14-01		9005110-4400	Plug assembly	1
D150	14-01		11227209	Control gasket (<i>SB-2016-033</i> on page 199)	1
D200	14-01		11202172	Swashplate feedback link (<i>SB-2018-025</i> on page 203)	1
D250	14-01		505038	Screw, M6 x 45	6
D300	14-01		310979	Dowel pin	2
QD75	14-01		11119332	Spring seat assembly	1
QD81	14-01		11152257	O-ring	1
QD84	24-01		11232752	O-ring (<i>SB-2024-007</i> on page 207)	1
QD85	14-01		11140394	Coil nut	1
QD751	14-01		001131 (9004201-5000)	O-ring	1

Order code: M3

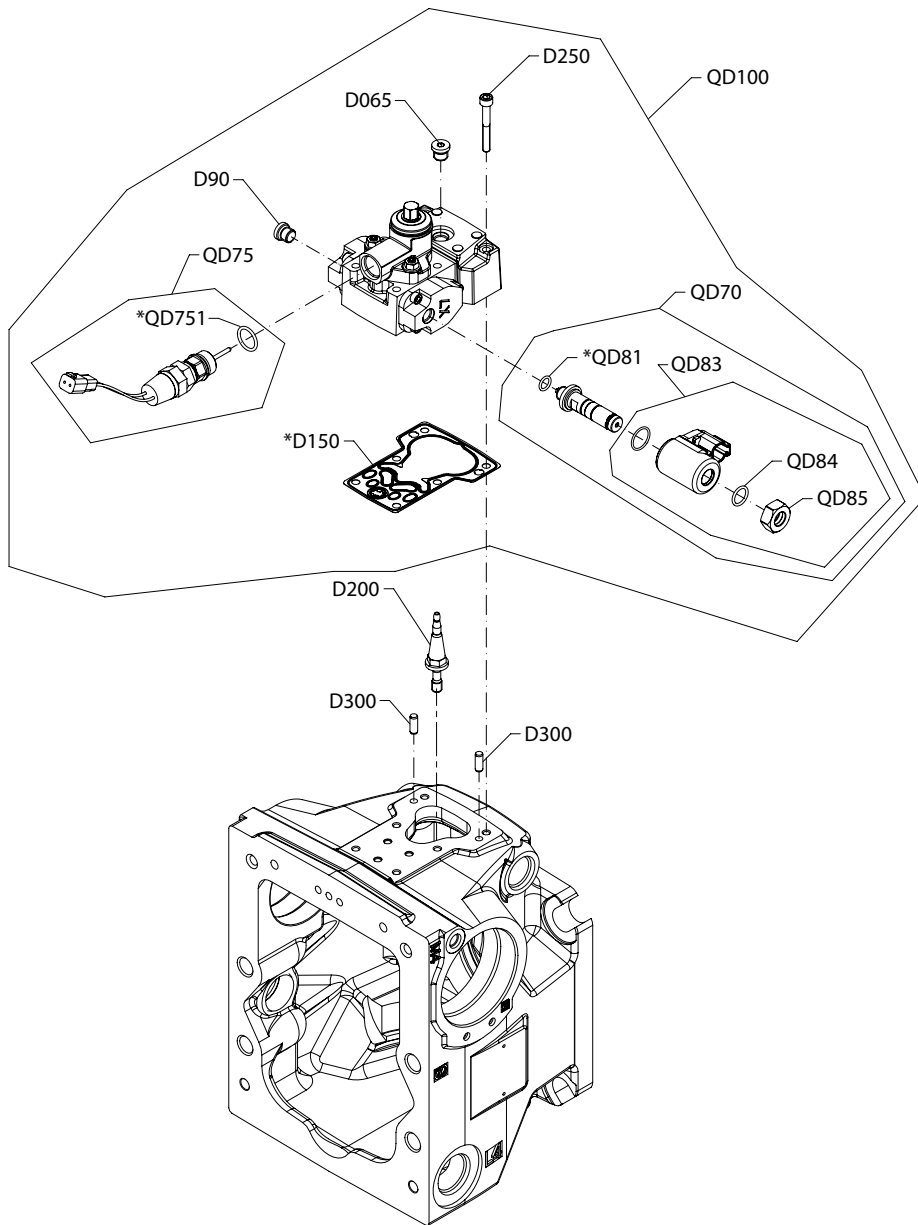
QD70	14-01		11231212	Solenoid valve, 12v (<i>SB-2024-007</i> on page 207)	1
QD83	24-01		11253939	Coil kit, 12v (<i>SB-2024-007</i> on page 207)	1
QD100	14-01		11218976	MDC kit, 12v, CCO	1

Order code: M4

QD70	14-01		11231213	Solenoid valve, 24v (<i>SB-2024-007</i> on page 207)	1
QD83	24-01		11253938	Coil kit, 24v, CCO (<i>SB-2024-007</i> on page 207)	1
QD100	14-01		11218977	MDC kit, 24v	1

H1P control M5, M6

M5 and M6 configuration



Note

Generic housing shown

* Included in overhaul seal kit Q210

Common parts

Item	Date Begin	Date End	Part Number	Part Name	Qty. per Model/Kit
D065	14-01		9005110-4400	Plug assembly	1
D90	14-01		9005110-4400	Plug assembly	1
D150	14-01		11227209	Control gasket (<i>SB-2016-033</i> on page 199)	1
D200	14-01		11202172	Swashplate feedback link (<i>SB-2018-025</i> on page 203)	1
D250	14-01		505038	Screw, M6 x 45	6
D300	14-01		310979	Dowel pin	2
QD75	14-01		11328169	Spring seat/neutral start switch assembly	1
QD81	14-01		11152257	O-ring	1
QD84	24-01		11232752	O-ring (<i>SB-2024-007</i> on page 207)	1
QD85	14-01		11140394	Coil nut	1
QD751	14-01		001131 (9004201-5000)	O-ring	1

Order code: M5

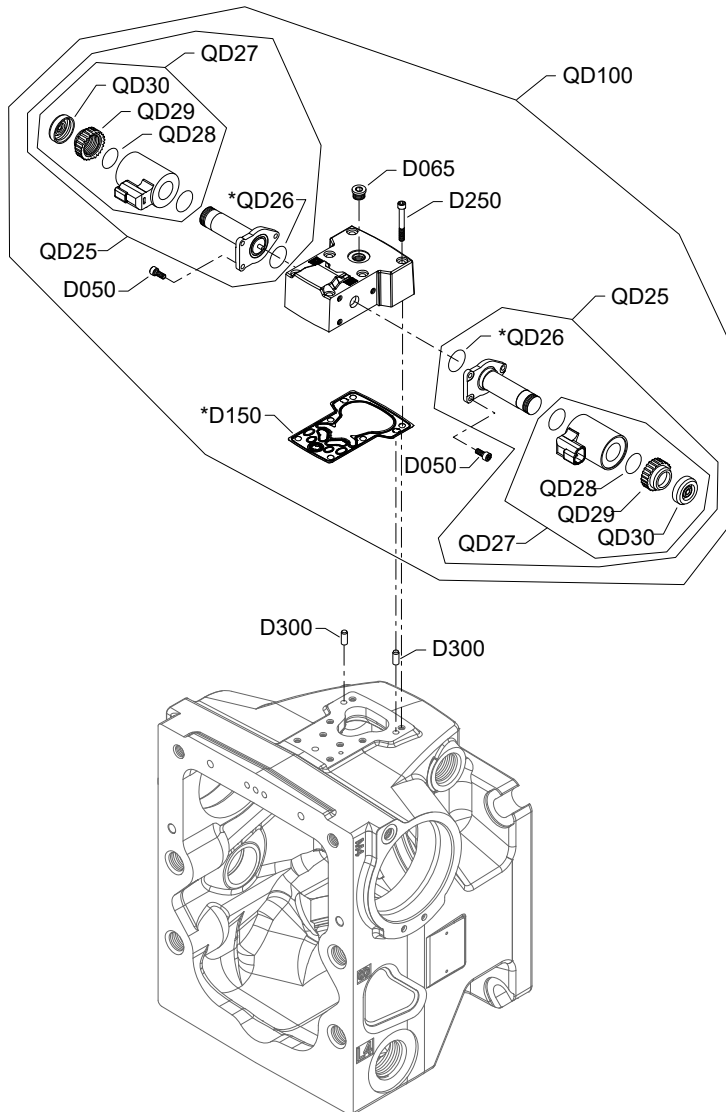
QD70	14-01		11231212	Solenoid valve, 12v (<i>SB-2024-007</i> on page 207)	1
QD83	24-01		11253939	Coil kit, 12v (<i>SB-2024-007</i> on page 207)	1
QD100	14-01		11218978	MDC kit, 12v, neutral start switch assembly, CCO	1

Order code: M6

QD70	14-01		11231213	Solenoid valve, 24v (<i>SB-2024-007</i> on page 207)	1
QD83	24-01		11253938	Coil kit, 24v (<i>SB-2024-007</i> on page 207)	1
QD100	14-01		11218979	MDC kit, 24v, neutral start switch assembly, CCO	1

H1P control N1, N2

N1 and N2 configuration



Generic housing shown

* Included in overhaul seal kit Q210

Common parts

Item	Date Begin	Date End	Part Number	Part Name	Qty. per Model/Kit
D050	16-30		716860	Screw, M5 x 12	6
D065	16-30		9005110-4400	Plug assembly	1
D150	16-30		11227209	Control gasket	1
D250	16-30		505038	Screw, M6 x 45	6
D300	16-30		310979	Dowel pin	2
QD26	16-30		11001952	O-ring	2
QD28	16-30		063172	O-ring	2
QD30	16-30		11027883	Cap	2

Order code: N1

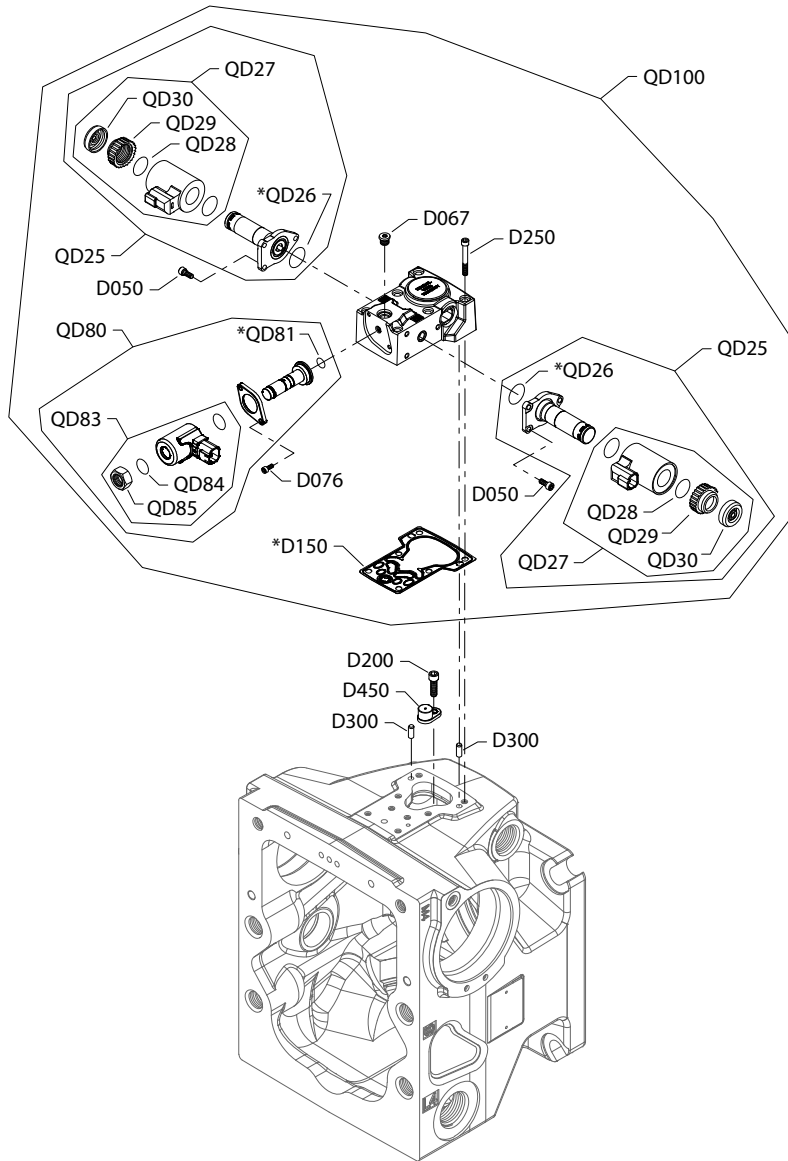
QD25	16-30		140750	Proportional solenoid, 12v, DEUTSCH connector	2
QD27	16-30		11004698	Coil kit, 12v, DEUTSCH connector	2
QD29	16-30		11319330	Coil nut	2
QD100	16-30		11147921	NFPE control kit, 12v, manual override, DEUTSCH connector	1

Order code: N2

QD25	16-30		140751	Proportional solenoid, 24v, DEUTSCH connector	2
QD27	16-30		11004700	Coil kit, 24v, DEUTSCH connector	2
QD29	16-30		11319361	Coil nut	2
QD100	16-30		11147925	NFPE control kit, 24v, manual override, DEUTSCH connector	1

H1P control N3, N4

N3 and N4 configuration



Generic housing shown

* Included in overhaul seal kit Q210

Common parts

Item	Date Begin	Date End	Part Number	Part Name	Qty. per Model/Kit
D050	16-30		716860	Screw, M5 x 12	6
D067	16-30		9005110-4400	Plug assembly	1
D076	16-30		067694	Screw, M4 x 10	2
D150	16-30		11227209	Control gasket	1
D200	16-30		141472	Screw, special	1
D250	16-30		505038	Screw, M6 x 45	6
D300	16-30		310979	Dowel pin	2
D450	16-30		11003097	Magnetic carrier	1
QD26	16-30		11001952	O-ring	2
QD28	16-30		063172	O-ring	2
QD30	16-30		11027883	Cap	2
QD81	16-30		11152257	O-ring	1
QD85	16-30		11140394	Nut	1

Order code: N3

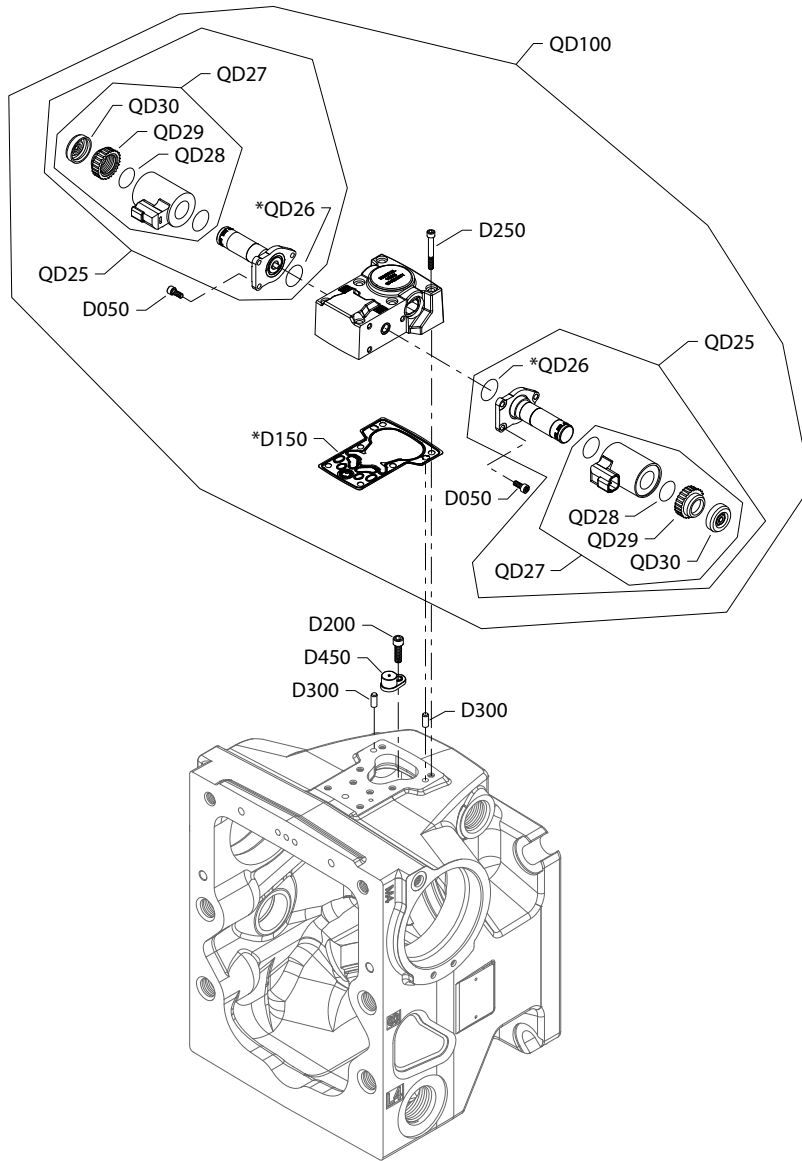
QD25	16-30		140750	Proportional solenoid, 12v	2
QD27	16-30		11004698	Coil kit, 12v, DEUTSCH connector	2
QD29	16-30		11319330	Coil nut	2
QD80	16-30		11231200	Solenoid, 12V, DEUTSCH connector	1
QD83	16-30		11232757	Coil kit, 12v, DEUTSCH connector	1
QD84	16-30		11232752	O-ring	1
QD100	16-30		11147920	NFPE control kit, 12v, CCO	1

Order code: N4

QD25	16-30		140751	Proportional solenoid, 24v	2
QD27	16-30		11004700	Coil kit, 24v, DEUTSCH connector	2
QD29	16-30		11319361	Coil nut	2
QD80	16-30		11231201	Solenoid, 24V, DEUTSCH connector	1
QD83	16-30		11232697	Coil kit, 24V, DEUTSCH connector	1
QD84	16-30		11232752	O-ring	1
QD100	16-30		11147924	NFPE control kit, 24v, CCO	1

H1P control N5, N6

N5 and N6 configuration



Generic housing shown

* Included in overhaul seal kit Q210

Common parts

Item	Date Begin	Date End	Part Number	Part Name	Qty. per Model/Kit
D050	16-30		716860	Screw, M5 x 12	6
D150	16-30		11227209	Control gasket	1
D200	16-30		141472	Screw, special	1
D250	16-30		505038	Screw, M6 x 45	6
D300	16-30		310979	Dowel pin	2
D450	16-30		11003097	Magnetic carrier	1
QD26	16-30		11001952	O-ring	2
QD28	16-30		063172	O-ring	2
QD30	16-30		11027883	Cap	2

Order code: N5

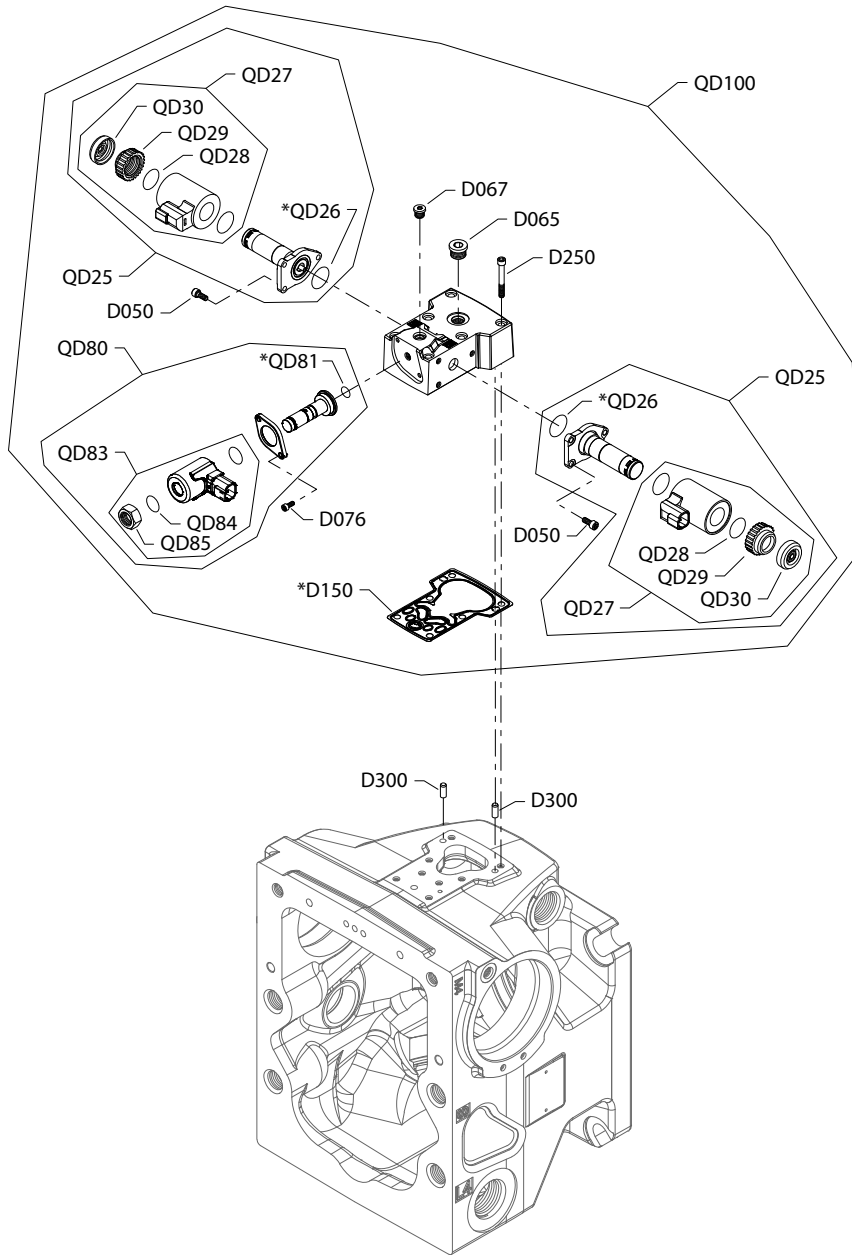
QD25	16-30		140750	Proportional solenoid, 12v	2
QD27	16-30		11004698	Coil kit, 12v, DEUTSCH connector	2
QD29	16-30		11319330	Coil nut	2
QD100	16-30		11147918	NFPE control kit, 12v, manual override	1

Order code: N6

QD25	16-30		140751	Proportional solenoid, 24v	2
QD27	16-30		11004700	Coil kit, 24v, DEUTSCH connector	2
QD29	16-30		11319361	Coil nut	2
QD100	16-30		11147922	NFPE control kit, 24v, manual override	1

H1P control N7, N8

N7 and N8 configuration



Generic housing shown

* Included in overhaul seal kit Q210

Common parts

Item	Date Begin	Date End	Part Number	Part Name	Qty. per Model/Kit
D050	16-30		716860	Screw, M5 x 12	6
D067	16-30		9005110-4400	Plug assembly	1
D076	16-30		067694	Screw, M4 x 10	1
D150	16-30		11227209	Control gasket	1
D250	16-30		505038	Screw, M6 x 45	6
D300	16-30		310979	Dowel pin	2
QD26	16-30		11001952	O-ring	2
QD28	16-30		063172	O-ring	2
QD30	16-30		11027883	Cap	2
QD81	16-30		11152257	O-ring	1
QD85	16-30		11140394	Nut	1

Order code: N7

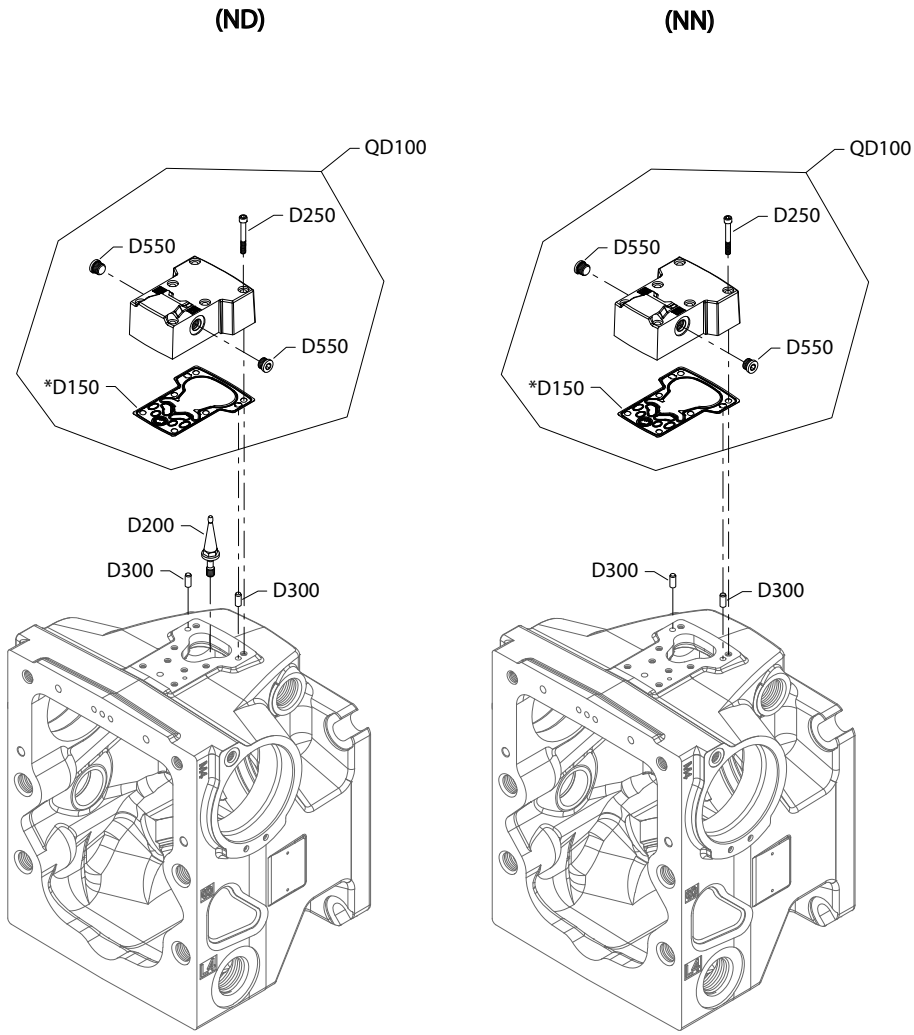
QD25	16-30		140750	Proportional solenoid, 12v	2
QD27	16-30		11004698	Coil kit, 12v, DEUTSCH connector	2
QD29	16-30		11319330	Coil nut	2
QD80	16-30		11231200	Solenoid, 12V, DEUTSCH connector	1
QD83	16-30		11232757	Coil kit, 12V, DEUTSCH connector	1
QD84	16-30		11232752	O-ring	1
QD100	16-30		11147919	NFPE control kit, 12v, CCO	1

Order code: N8

QD25	16-30		140751	Proportional solenoid, 24v	2
QD27	16-30		11004700	Coil kit, 24v, DEUTSCH connector	2
QD29	16-30		11319361	Coil nut	2
QD80	16-30		11231201	Solenoid, 24V, DEUTSCH connector	1
QD83	16-30		11232697	Coil kit, 24V, DEUTSCH connector	1
QD84	16-30		11232752	O-ring	1
QD100	16-30		11147923	NFPE control kit, 24v, CCO	1

H1P control ND, NN

ND and NN configuration



Generic housing shown

* Included in overhaul seal kit Q210

Order code: ND

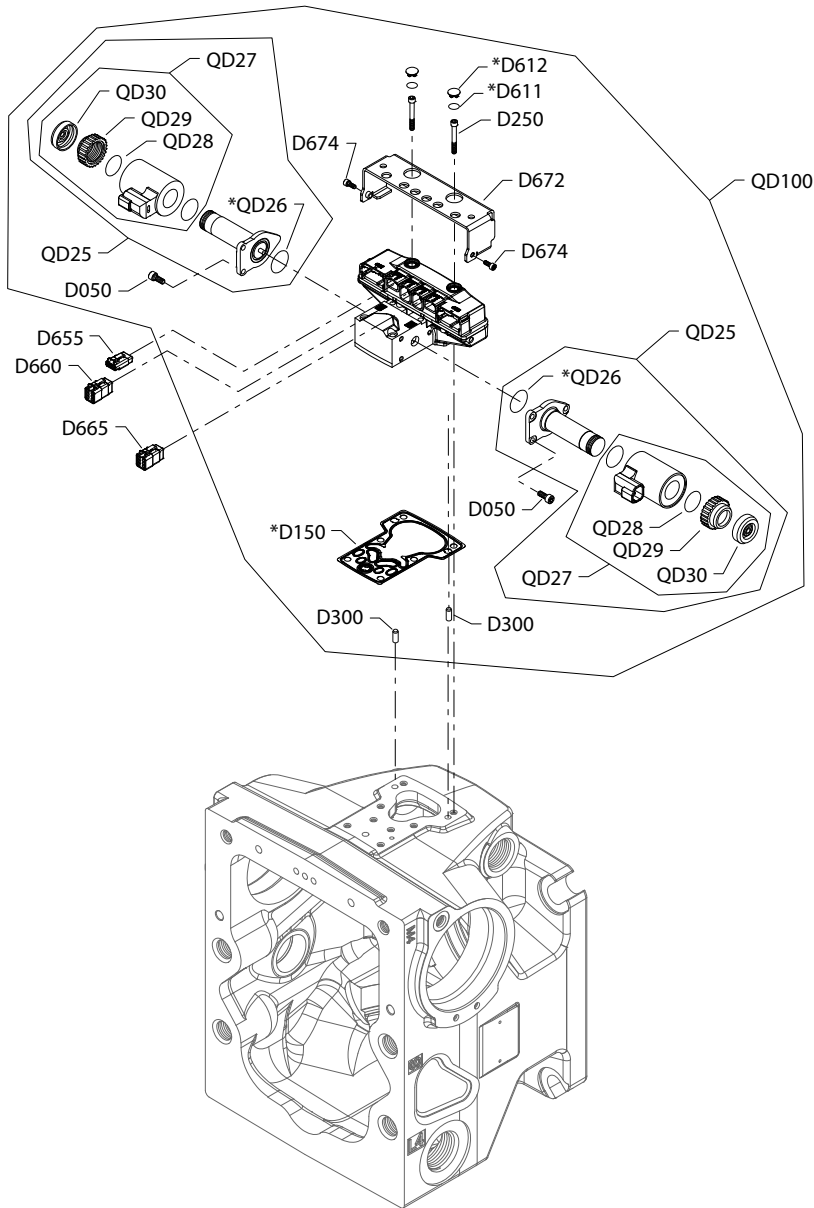
Item	Date Begin	Date End	Part Number	Part Name	Qty. per Model/Kit
D150	16-02		11227209	Control gasket	1
D200	16-02		11202172	Swashplate feedback link	1
D250	16-02		505038	Screw, M6 x 45	6
D300	16-02		310979	Dowel pin	2
D550	16-02		140644	Plug assembly	2
QD100	16-02		11121984	Control cover kit	1

Order code: NN

D150	14-01		11227209	Control gasket (<i>SB-2016-033</i> on page 199)	1
D250	14-01		505038	Screw, M6 x 45	6
D300	14-01		310979	Dowel pin	2
D550	14-01		140644	Plug assembly	2
QD100	14-01		11121984	Control cover kit	1

H1P control P5

P5 configuration



 **Note**

Generic housing shown

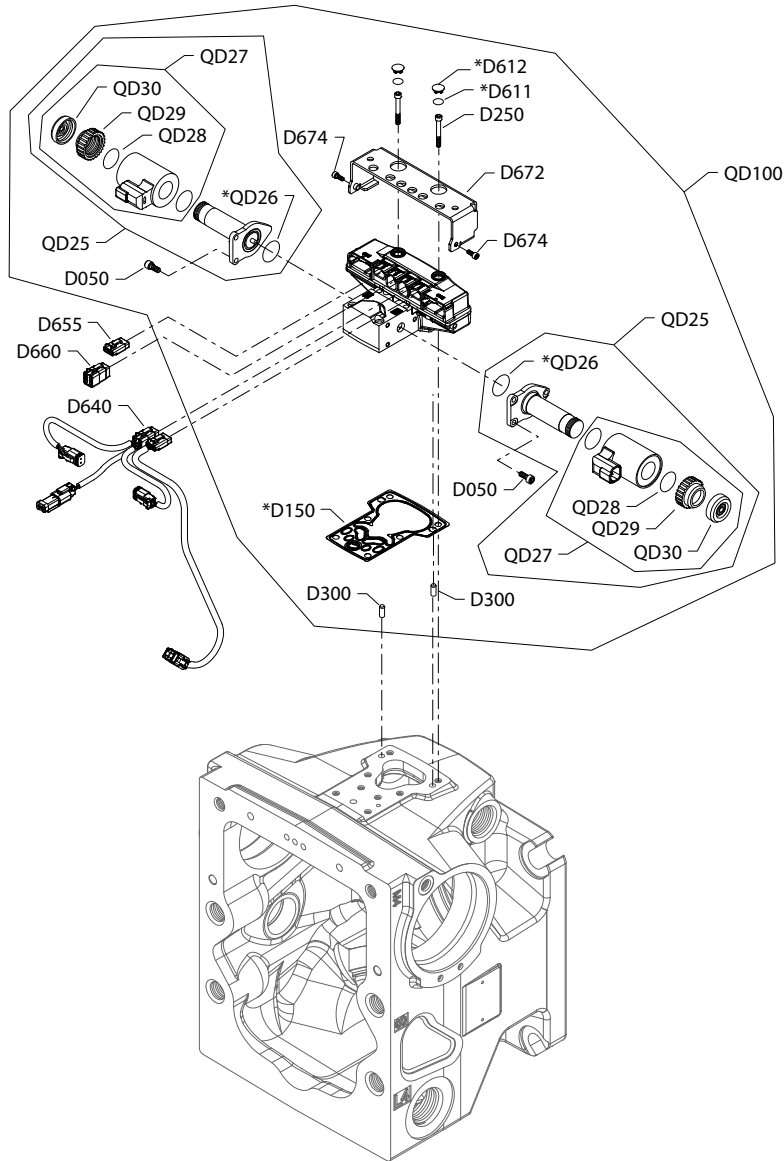
* Included in overhaul kit Q210

Order code: P5

Item	Date Begin	Date End	Part Number	Part Name	Qty. per Model/Kit
D050	17-15		716860	Screw, M5 x 12	6
D150	17-15		11227209	Control gasket	1
D250	17-15		505038	Screw, M6 x 45	6
D300	17-15		11036469	Dowel pin	2
D611	17-15	21-12	11066774	O-ring (SB-2021-014 on page 205)	2
D611	21-13		11225703	O-ring	2
D612	17-15	21-12	11003126	Plug (SB-2021-014 on page 205)	2
D612	21-13		11223708	Plug	2
D655	17-15		11084827	Blank, connector DTM 06-3S	1
D660	17-15		11084822	Blank, connector DTM 06-6S	1
D665	17-15		11084827	Blank, connector DTM 06-3S	1
D672	17-15		11151875	Protection	1
D674	17-15		716860	Screw, M5 x 12	2
QD25	17-15		140750	Proportional solenoid, 12 volt	2
QD26	17-15		11001952	O-ring	2
QD27	17-15		11004698	Coil kit, 12v, DEUTSCH connector	2
QD28	17-15		063172	O-ring	2
QD29	17-15		11319330	Coil nut	2
QD30	17-15		11027883	Cap	2
QD100	17-15		11232768	Automotive control kit, 12v, manual override	1

H1P control P6, P7

P6 and P7 configuration



Generic housing shown

* Included in overhaul seal kit Q210

Common parts

Item	Date Begin	Date End	Part Number	Part Name	Qty. per Model/Kit
D050	16-30		716860	Screw, M5 x 12	6
D150	16-30		11227209	Control gasket	1
D250	16-30		505038	Screw, M6 x 45	6
D300	16-30		11036469	Dowel pin	2
D611	16-30	21-12	11066774	O-ring (SB-2021-014 on page 205)	2
D611	21-13		11225703	O-ring	2
D612	16-30	21-12	11003126	Plug (SB-2021-014 on page 205)	2
D612	21-13		11223708	Plug	2
D640	16-30		11023348	AC wiring harness	1
D655	16-30		11084827	Blank, connector DTM 06-3S	1
D660	16-30		11084822	Blank, connector DTM 06-6S	1
D672	16-30		11151875	Protection	1
D674	16-30		716860	Screw, M5 x 12	2
QD26	16-30		11001952	O-ring	2
QD28	16-30		063172	O-ring	2
QD30	16-30		11027883	Cap	2

Order code: P6

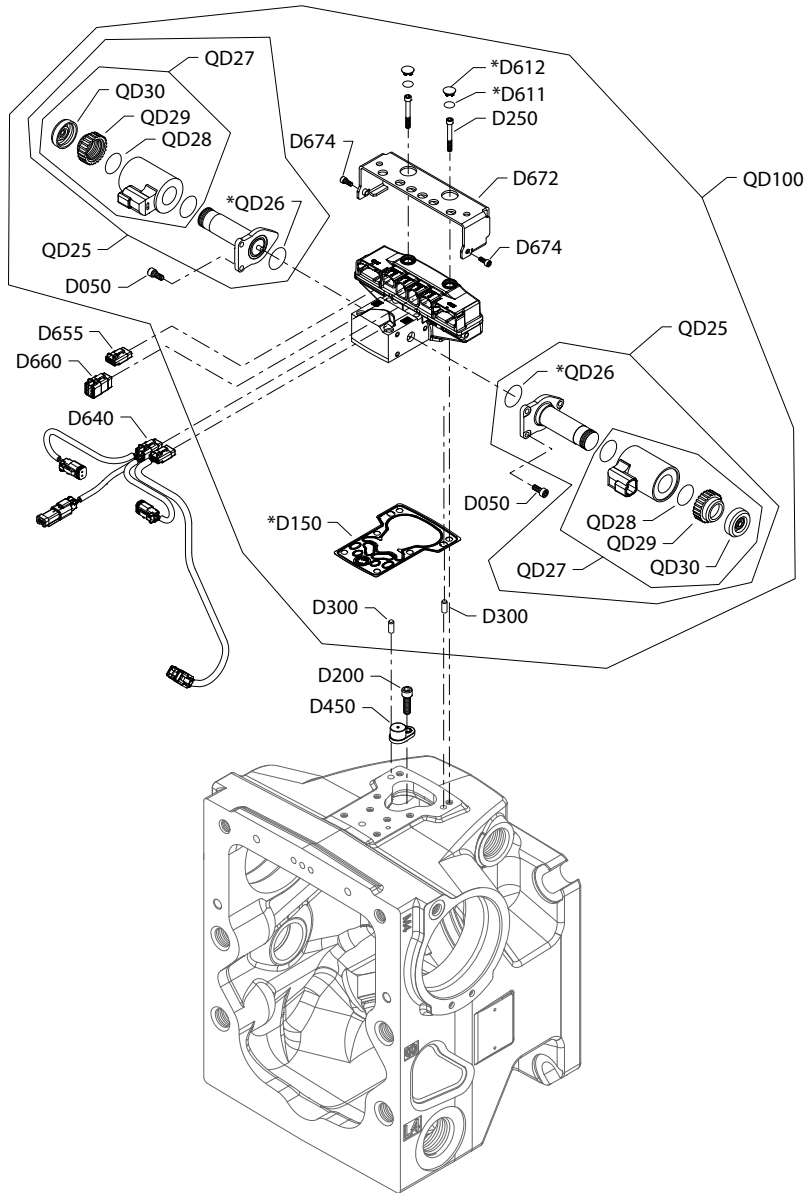
QD25	16-30		140750	Proportional solenoid, 12 volt	2
QD27	16-30		11004698	Coil kit, 12v, DEUTSCH connector	2
QD29	16-30		11319330	Coil nut	2
QD100	16-30		11232768	Automotive control kit, 12v, manual override	1

Order code: P7

QD25	16-30		140751	Proportional solenoid, 24 volt	2
QD27	16-30		11004700	Coil kit, 24v, DEUTSCH connector	2
QD29	16-30		11319361	Coil nut	2
QD100	16-30		11232769	Automotive control kit, 24v, manual override	1

H1P control P8, P9

P8 and P9 configuration



Generic housing shown

* Included in overhaul seal kit Q210

Common parts

Item	Date Begin	Date End	Part Number	Part Name	Qty. per Model/Kit
D050	16-30		716860	Screw, M5 x 12	6
D150	16-30		11227209	Control gasket	1
D200	16-30		141472	Screw, special	1
D250	16-30		505038	Screw, M6 x 45	6
D300	16-30		11036469	Dowel pin	2
D450	16-30		11003097	Magnetic carrier	1
D611	16-30	21-12	11066774	O-ring (SB-2021-014 on page 205)	2
D611	21-13		11225703	O-ring	2
D612	16-30	21-12	11003126	Plug (SB-2021-014 on page 205)	2
D612	21-13		11223708	Plug	2
D640	16-30		11023348	AC wiring harness	1
D655	16-30		11084827	Blank, connector DTM 06-35	1
D660	16-30		11084822	Blank, connector DTM 06-65	1
D672	16-30		11151875	Protection	1
D674	16-30		716860	Screw, M5 x 12	2
QD26	16-30		11001952	O-ring	2
QD28	16-30		063172	O-ring	2
QD30	16-30		11027883	Cap	2

Order code: P8

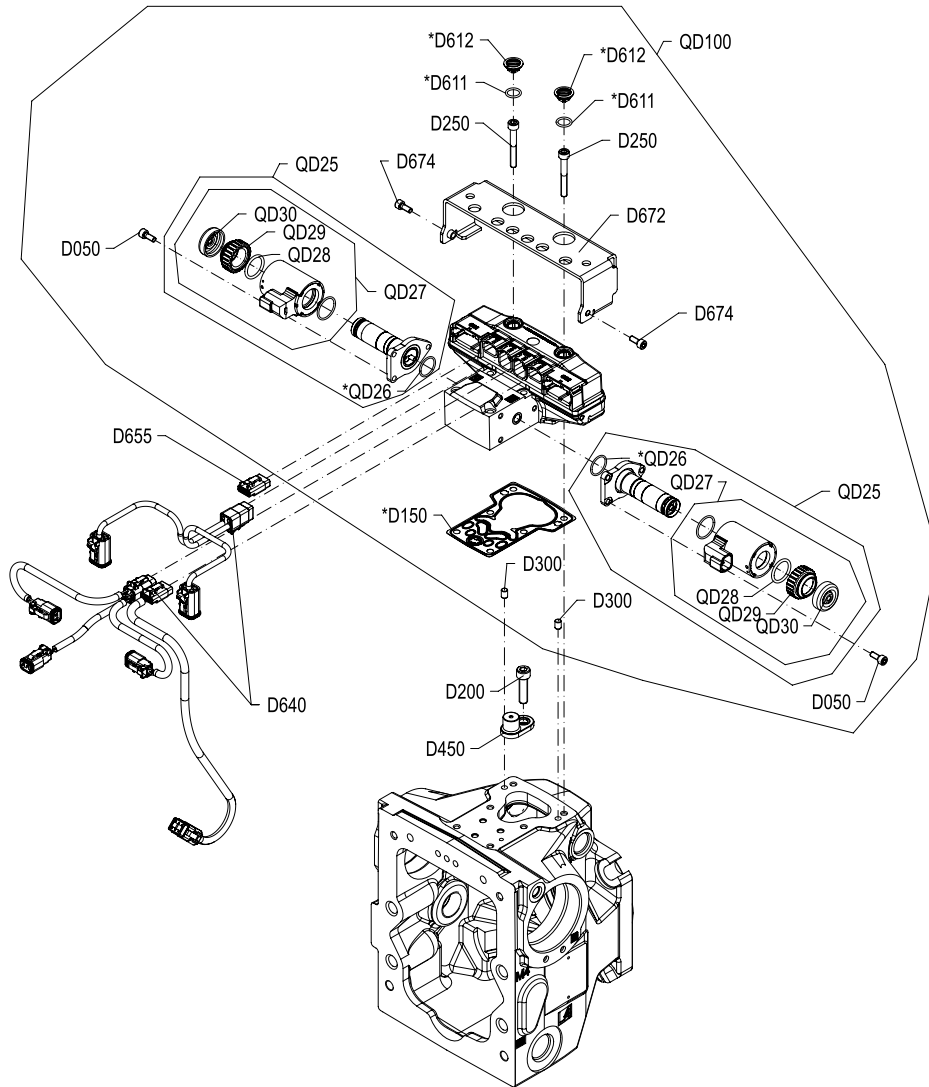
QD25	16-30		140750	Proportional solenoid, 12 volt	2
QD27	16-30		11004698	Coil kit, 12v, DEUTSCH connector	2
QD29	16-30		11319330	Coil nut	2
QD100	16-30		11232770	Automotive control kit, 12v, manual override	1

Order code: P9

QD25	16-30		140751	Proportional solenoid, 24 volt	2
QD27	16-30		11004700	Coil kit, 24v, DEUTSCH connector	2
QD29	16-30		11319361	Coil nut	2
QD100	16-30		11232771	Automotive control kit, 24v, manual override	1

H1P control R1, R2

R1 and R2 configuration



Generic housing used to show part location only

* Included in overhaul seal kit Q210

Common parts

Item	Date Begin	Date End	Part Number	Part Name	Qty. per Model/Kit
D050	16-30		716860	Screw, M5 x 12	6
D150	16-30		11227209	Control gasket	1
D200	16-30		141472	Screw, special	1
D250	16-30		505038	Screw, M6 x 45	6
D300	16-30		11036469	Dowel pin	2
D450	16-30		11003097	Magnetic carrier	1
D611	16-30	21-12	11066774	O-ring (SB-2021-014 on page 205)	2
D611	21-13		11225703	O-ring	2
D612	16-30	21-12	11003126	Plug (SB-2021-014 on page 205)	2
D612	21-13		11223708	Plug	2
D640	16-30		11105876	AC wiring harness	1
D655	16-30		11084827	Blank, connector DTM 06-35	1
D672	16-30		11151875	Protection	1
D674	16-30		716860	Screw, M5 x 12	2
QD26	16-30		11001952	O-ring	2
QD28	16-30		063172	O-ring	2
QD30	16-30		11027883	Cap	2

Order code: R1

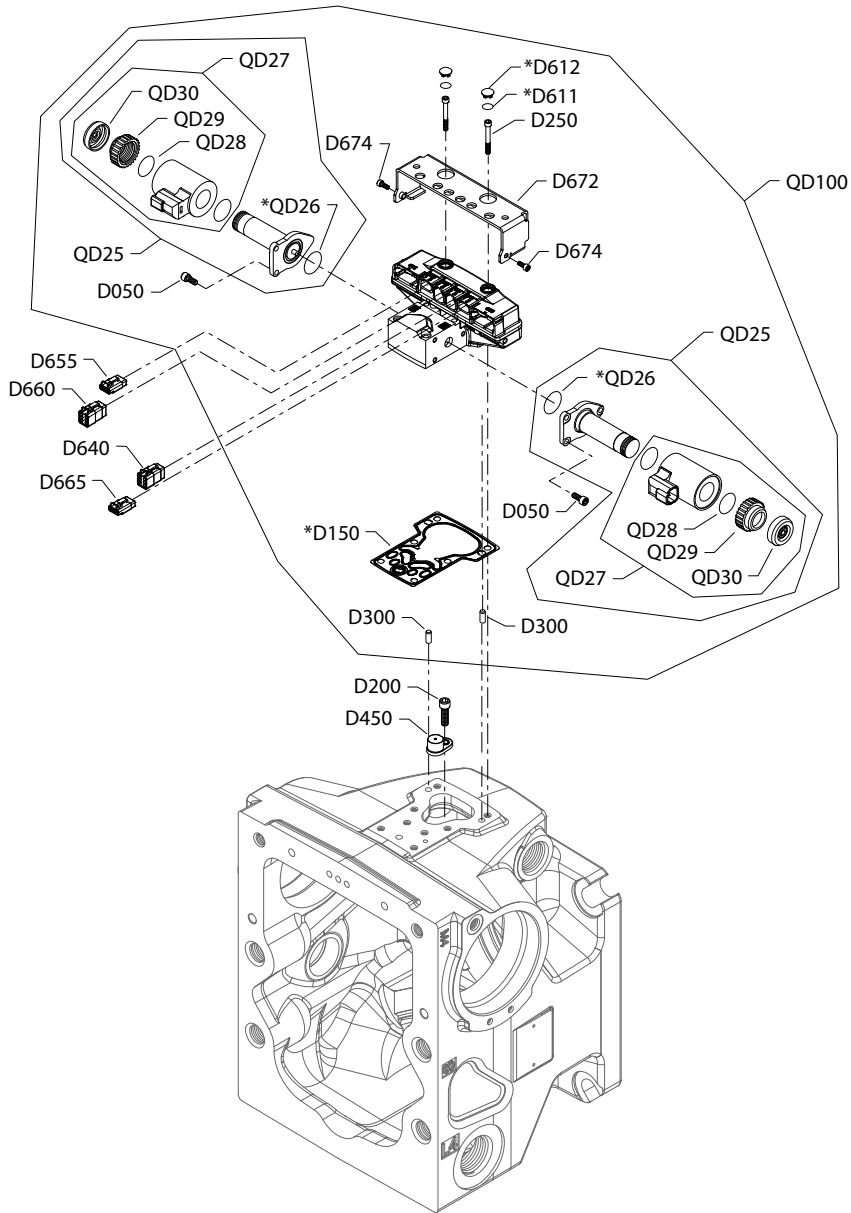
QD25	16-30		140750	Proportional solenoid, 12 volt	2
QD27	16-30		11004698	Coil kit, 12v, DEUTSCH connector	2
QD29	16-30		11319330	Coil nut	2
QD100	16-30		11232770	Automotive control kit, 12v, manual override	1

Order code: R2

QD25	16-30		140751	Proportional solenoid, 24 volt	2
QD27	16-30		11004700	Coil kit, 24v, DEUTSCH connector	2
QD29	16-30		11319361	Coil nut	2
QD100	16-30		11232771	Automotive control kit, 24v, manual override	1

H1P control R3

R3 configuration



Generic housing shown

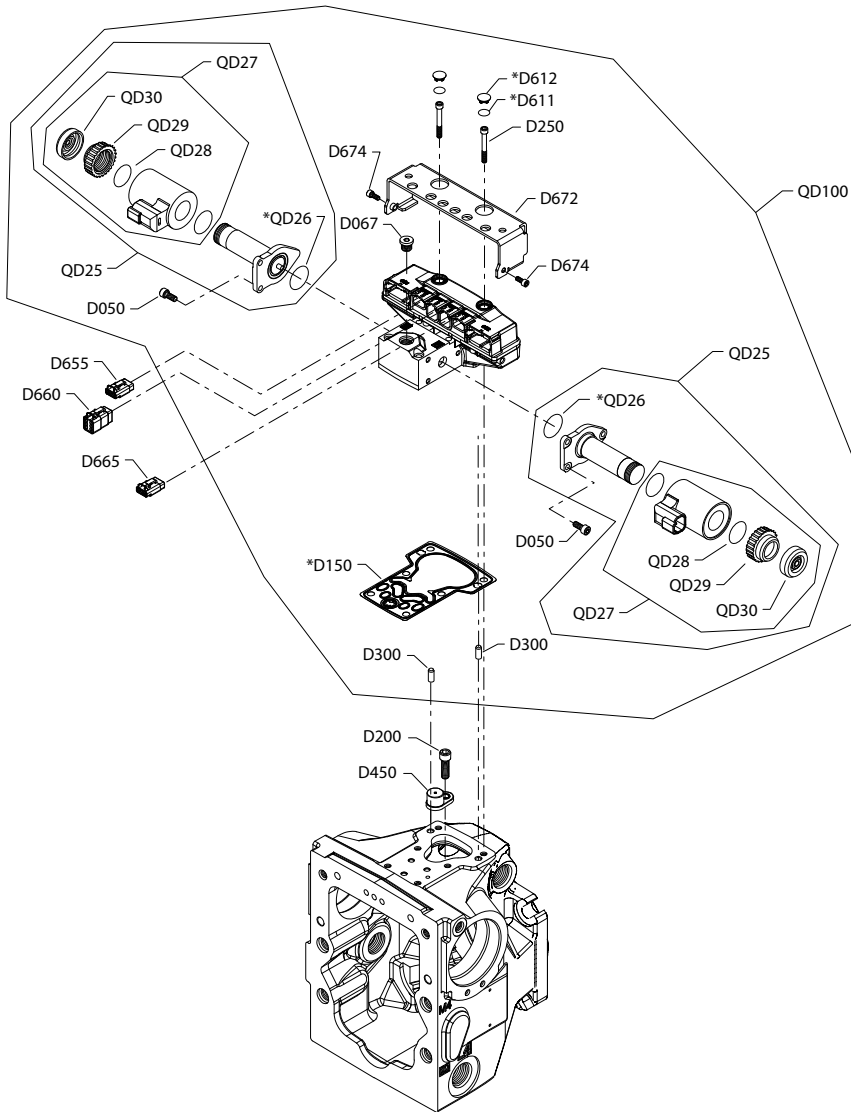
* Included in overhaul seal kit Q210

Order code: R3

Item	Date Begin	Date End	Part Number	Part Name	Qty. per Model/Kit
D050	16-17		716860	Screw, M5 x 12	6
D150	16-17		11227209	Control gasket	1
D200	16-17		141472	Screw, special	1
D250	16-17		505038	Screw, M6 x 45	6
D300	16-17		11036469	Dowel pin	2
D450	16-17		11003097	Magnetic carrier	1
D611	16-17	21-12	11066774	O-ring (SB-2021-014 on page 205)	2
D611	21-13		11225703	O-ring	2
D612	16-17	21-12	11003126	Plug (SB-2021-014 on page 205)	2
D612	21-13		11223708	Plug	2
D640	16-17		11084822	Blank, connector DTM 06-6S	1
D655	16-17		11084827	Blank, connector DTM 06-3S	1
D660	16-17		11084822	Blank, connector DTM 06-6S	1
D665	16-17		11084827	Blank, connector DTM 06-3S	1
D672	16-17		11151875	Protection	1
D674	16-17		716860	Screw, M5 x 12	2
QD25	16-17		140751	Proportional solenoid, 24 volt	2
QD26	16-17		11001952	O-ring	2
QD27	16-17		11004700	Coil kit, 24v, DEUTSCH connector	2
QD28	16-17		063172	O-ring	2
QD29	16-17		11319361	Coil nut	2
QD30	16-17		11027883	Cap	2
QD100	16-17		11232769	Automotive control kit, 24v, manual override	1

H1P control R4

R4 configuration



Generic housing shown

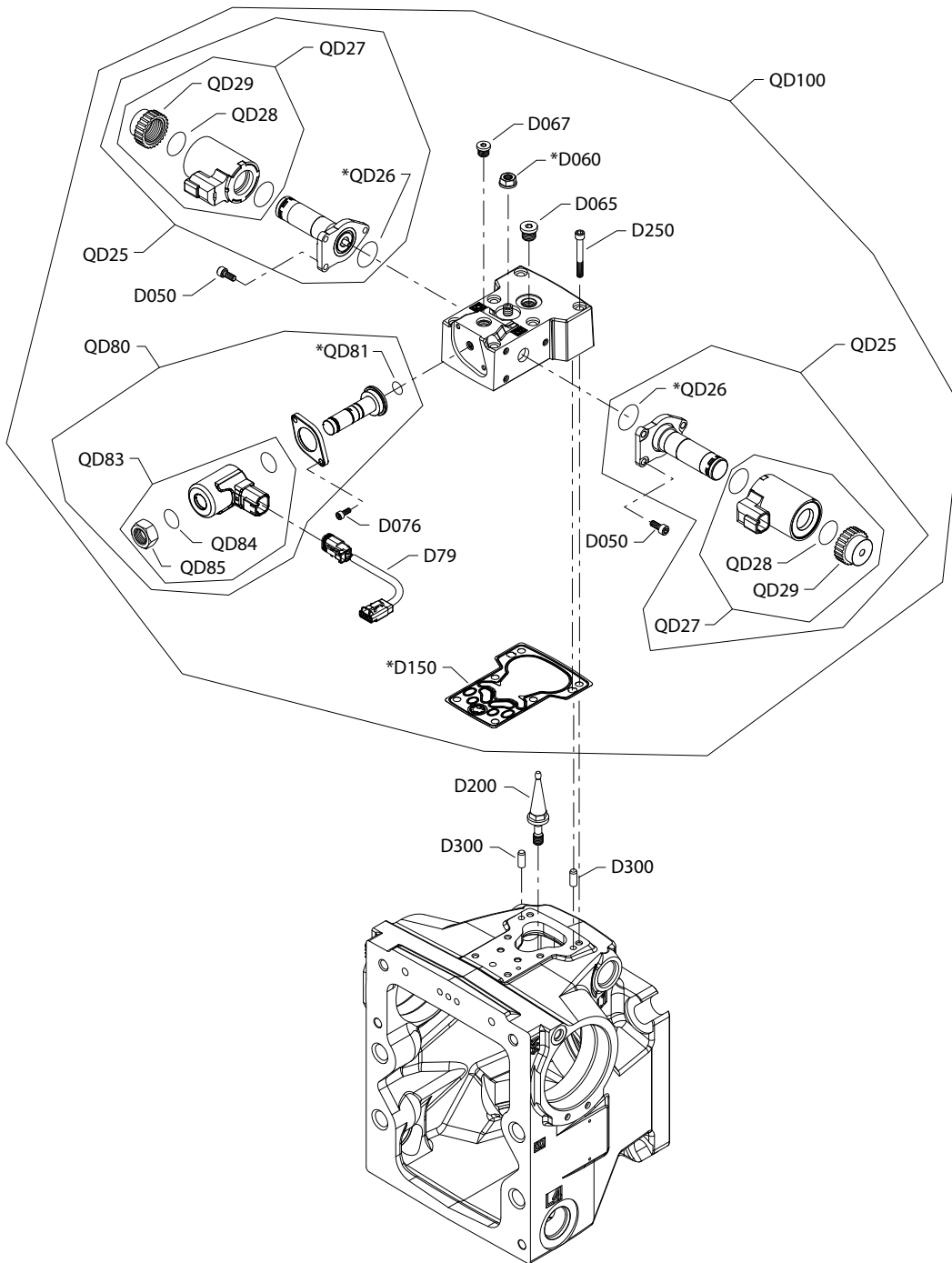
* Included in overhaul seal kit Q210

Order code: R4

Item	Date Begin	Date End	Part Number	Part Name	Qty. per Model/Kit
D050	17-15		716860	Screw, M5 x 12	6
D150	17-15		11227209	Control gasket	1
D200	17-15		141472	Screw, special	1
D250	17-15		505038	Screw, M6 x 45	6
D300	17-15		11036469	Dowel pin	2
D450	17-15		11003097	Magnetic carrier	1
D611	17-15	21-12	11066774	O-ring (SB-2021-014 on page 205)	2
D611	21-13		11225703	O-ring	2
D612	17-15	21-12	11003126	Plug (SB-2021-014 on page 205)	2
D612	21-13		11223708	Plug	2
D655	17-15		11084827	Blank, connector DTM 06-3S	1
D660	17-15		11084822	Blank, connector DTM 06-6S	1
D665	17-15		11084827	Blank, connector DTM 06-3S	1
D672	17-15		11151875	Protection	1
D674	17-15		716860	Screw, M5 x 12	2
QD25	17-15		140750	Proportional solenoid, 12 volt	2
QD26	17-15		11001952	O-ring	2
QD27	17-15		11004698	Coil kit, 12v, DEUTSCH connector	2
QD28	17-15		063172	O-ring	2
QD29	17-15		11319330	Coil nut	2
QD30	17-15		11027883	Cap	2
QD100	17-15		11232770	Automotive control kit, 12v, manual override	1

H1P control S6

Parts configuration



 **Note**

Generic housing shown.

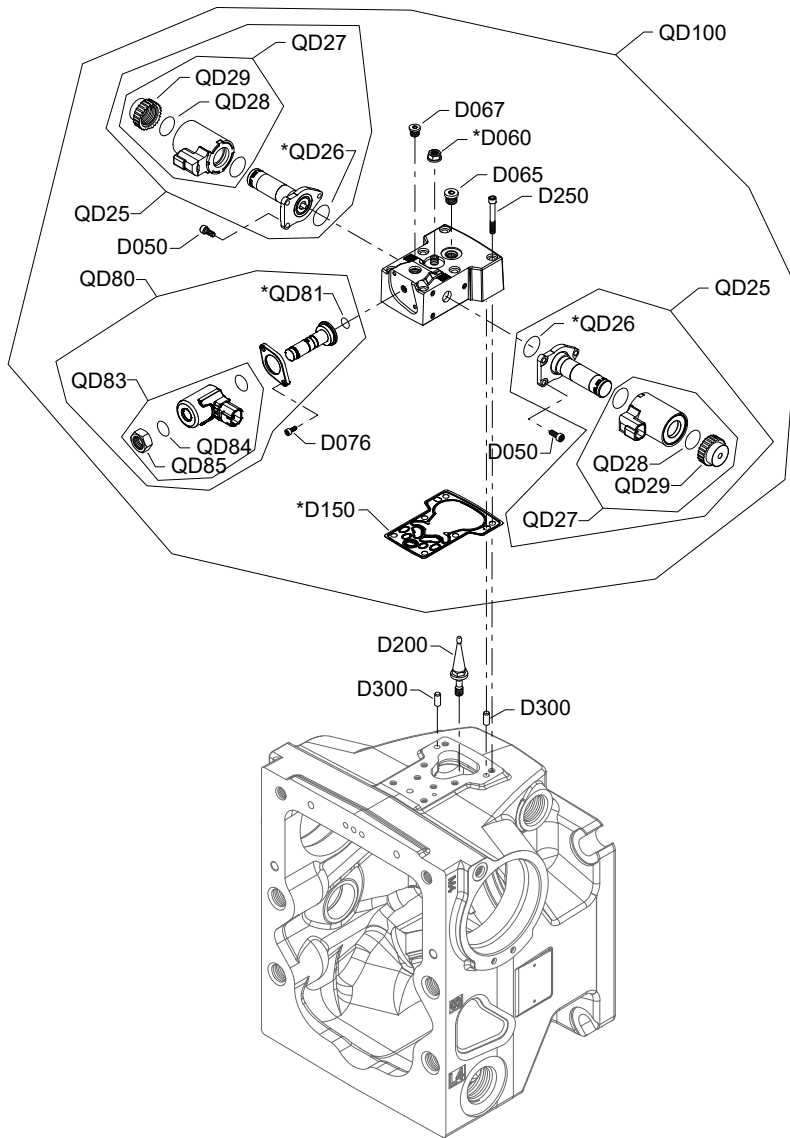
* Included in overhaul seal kit Q210

Order code: S6

Item	Date Begin	Date End	Part Number	Part Name	Qty. per Model/Kit
D79	14-25		11150437	Cable adapter	1
D050	14-25		716860	Screw, M5 x 12	6
D060	14-25		612291 (9003508-0008)	Seal nut, M8	1
D065	14-25		9005110-4400	Plug assembly	1
D067	14-25		11040532	Plug assembly	1
D076	14-25		067694	Screw, M4 x 10	2
D150	14-25		11227209	Control gasket (<i>SB-2016-033</i> on page 199)	1
D200	14-25		11202172	Swashplate feedback link (<i>SB-2018-025</i> on page 203)	1
D250	14-25		505038	Screw, M6 x 45	6
D300	14-25		310979	Dowel pin	2
QD25	14-25		11012457	Proportional solenoid, 12v	2
QD26	14-25		11001952	O-ring	2
QD27	14-25		11028018	Coil kit, 12v, DEUTSCH connector	2
QD28	14-25		063172	O-ring	2
QD29	14-25		11027046	Coil nut	2
QD80	14-25		11231200	Solenoid vale, on/off, 12v	1
QD81	14-25		11152257	O-ring	1
QD83	14-25		11232757	Coil kit, 12v	1
QD84	14-25		11232752	O-ring	1
QD85	14-25		11140394	Coil nut	1
QD100	14-25		11152574	EDC kit, 12v, CORF	1

H1P control S7

Parts configuration



 **Note**

Generic housing shown.

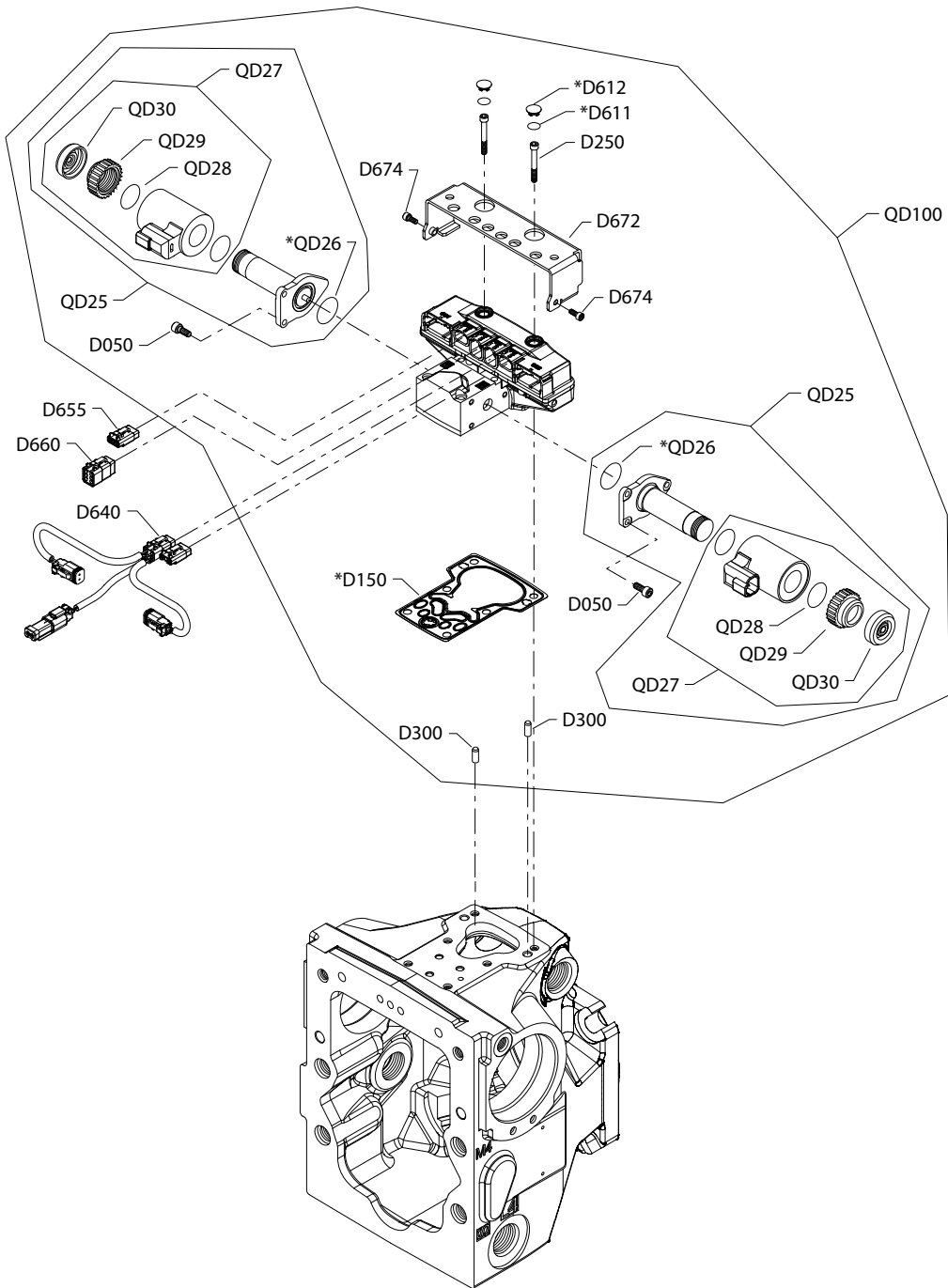
* Included in overhaul seal kit Q210

Order code: S7

Item	Date Begin	Date End	Part Number	Part Name	Qty. per Model/Kit
D050	14-31		716860	Screw, M5 x 12	6
D060	14-31		612291 (9003508-0008)	Seal nut, M8	1
D065	14-31		9005110-4400	Plug assembly	1
D067	14-31		11040532	Plug assembly	1
D076	14-25		067694	Screw, M4 x 10	2
D150	14-31		11227209	Control gasket (<i>SB-2016-033</i> on page 199)	1
D200	14-31		11202172	Swashplate feedback link (<i>SB-2018-025</i> on page 203)	1
D250	14-31		505038	Screw, M6 x 45	6
D300	14-31		310979	Dowel pin	2
QD25	14-31		11012457	Proportional solenoid, 12v	2
QD26	14-31		11001952	O-ring	2
QD27	14-31		11028018	Coil kit, 12v, DEUTSCH connector	2
QD28	14-31		063172	O-ring	2
QD29	14-31		11027046	Coil nut	2
QD80	14-31		11231200	Solenoid vale, on/off, 12v	1
QD81	14-31		11152257	O-ring	1
QD83	14-31		11232757	Coil kit, 12v	1
QD84	14-31		11232752	O-ring	1
QD85	14-31		11140394	Coil nut	1
QD100	14-31		11152574	EDC kit, 12v, CORF	1

H1P control T6, T7

Parts configuration



Note

Generic housing shown

* Included in overhaul seal kit Q210

Order code: T6

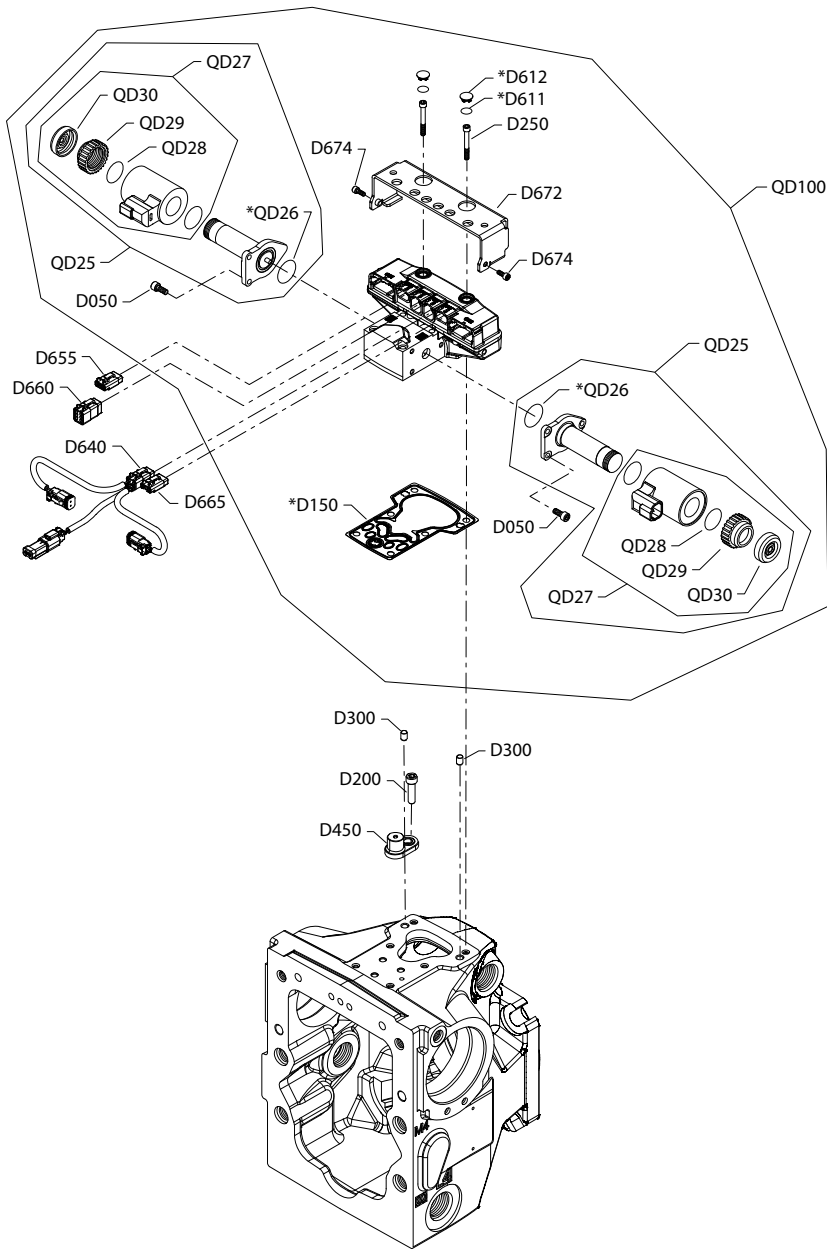
Item	Date Begin	Date End	Part Number	Part Name	Qty. per Model/Kit
D050	18-15		716860	Screw, M5 x 12	6
D150	18-15		11227209	Control Gasket	1
D250	18-15		505038	Screw, M6 x 45	6
D300	18-15		11036469	Dowel pin	2
D611	18-15	21-12	11066774	O-ring (SB-2021-014 on page 205)	2
D611	21-13		11225703	O-ring	2
D612	18-15	21-12	11003126	Plug (SB-2021-014 on page 205)	2
D612	21-13		11223708	Plug	2
D640	18-15		11197432	AC wiring harness	1
D655	18-15		11084827	Blank, connector DTM 06-3S	1
D660	18-15		11084822	Blank, connector DTM 06-6S	1
D665	18-15		11084827	Blank, connector DTM 06-3S	1
D672	18-15		11151875	Protection	1
D674	18-15		716860	Screw, M5 x 12	2
QD100	18-15		11232768	Automotive control kit, 12v, manual override	1
QD25	18-15		140750	Proportional solenoid, 12v	2
QD26	18-15		11001952	O-ring	2
QD27	18-15		11004698	Coil kit, 12v, DEUTSCH connector	2
QD28	18-15		063172	O-ring	2
QD29	18-15		11319330	Coil nut	2
QD30	18-15		11027883	Cap	2

Order code: T7

D050	18-15		716860	Screw, M5 x 12	6
D150	18-15		11227209	Control gasket	1
D250	18-15		505038	Screw, M6 x 45	6
D300	18-15		11036469	Dowel pin	2
D611	18-15	21-12	11066774	O-ring (SB-2021-014 on page 205)	2
D611	21-13		11225703	O-ring	2
D612	18-15	21-12	11003126	Plug (SB-2021-014 on page 205)	2
D612	21-13		11223708	Plug	2
D640	18-15		11197432	AC wiring harness	1
D655	18-15		11084827	Blank, connector DTM 06-3S	1
D660	18-15		11084822	Blank, connector DTM 06-6S	1
D665	18-15		11084827	Blank, connector DTM 06-3S	1
D672	18-15		11151875	Protection	1
D674	18-15		716860	Screw, M5 x 12	2
QD100	18-15		11232769	Automotive control kit, 24v, manual override	1
QD25	18-15		140751	Proportional solenoid, 24v	2
QD26	18-15		11001952	O-ring	2
QD27	18-15		11004700	Coil kit, 24v, DEUTSCH connector	2
QD28	18-15		063172	O-ring	2
QD29	18-15		11319361	Coil nut	2
QD30	18-15		11027883	Cap	2

H1P control T8, T9

Parts configuration



Generic housing shown

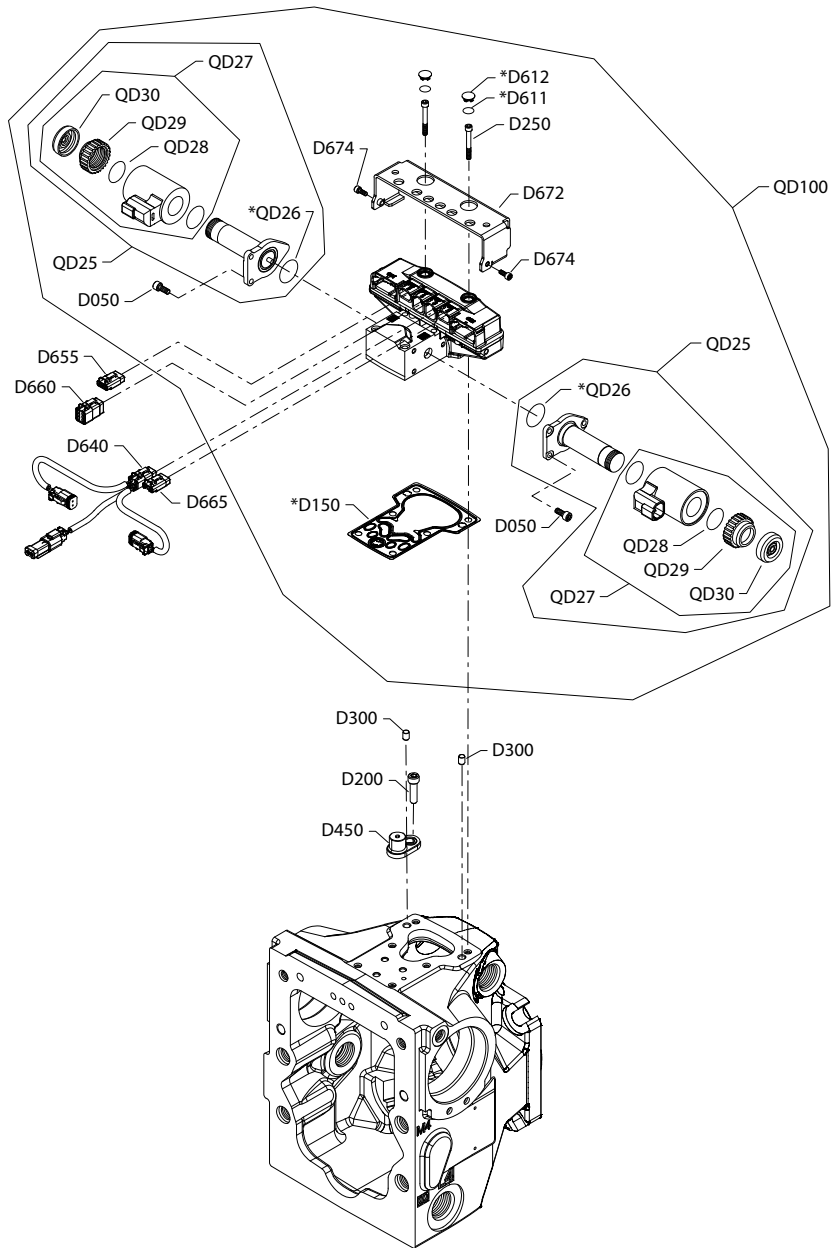
* Included in overhaul seal kit Q210

Order code: T8

Item	Date Begin	Date End	Part Number	Part Name	Qty. per Model/Kit
D050	18-12		716860	Screw, M5 x 12	6
D150	18-12		11227209	Control gasket	1
D200	18-12		141472	Screw, special	1
D250	18-12		505038	Screw, M6 x 45	6
D300	18-12		11036469	Dowel pin	2
D450	18-12		11003097	Magnet carrier	1
D611	18-12	21-12	11066774	O-ring (SB-2021-014 on page 205)	2
D611	21-13		11225703	O-ring	2
D612	18-12	21-12	11003126	Plug (SB-2021-014 on page 205)	2
D612	21-13		11223708	Plug	2
D640	18-12		11197432	AC wiring harness	1
D655	18-12		11084827	Blank, connector DTM 06-35	1
D660	18-12		11084822	Blank, connector DTM 06-6S	1
D665	18-12		11084827	Blank, connector DTM 06-3S	1
D672	18-12		11151875	Protection	1
D674	18-12		716860	Screw, M5 x 12	2
QD100	18-12		11232770	Automotive control kit, 12v, manual override	1
QD25	18-12		140750	Proportional solenoid, 12v	2
QD26	18-12		11001952	O-ring	2
QD27	18-12		11004698	Coil kit, 12v, DEUTSCH connector	2
QD28	18-12		063172	O-ring	2
QD29	18-12		11319330	Coil nut	2
QD30	18-12		11027883	Cap	2

Parts list continued on next 2 pages.

Order code T8, T9



Generic housing shown

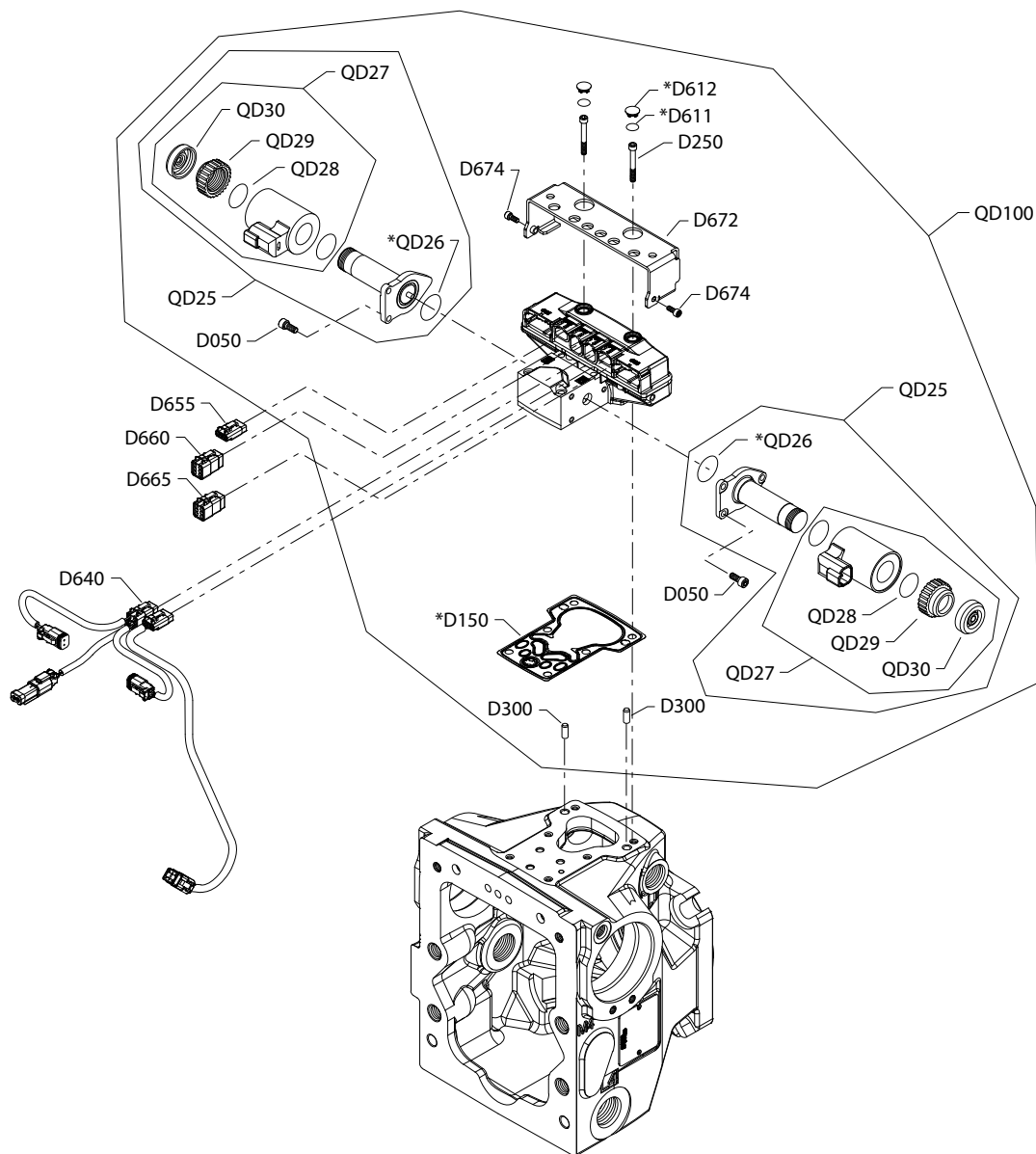
* Included in overhaul seal kit Q210

Order code: T9

Item	Date begin	Date end	Part number	Part name	Qty. per model/kit
D150	18-12		11227209	Control gasket	1
D200	18-12		141472	Screw, special	1
D250	18-12		505038	Screw, M6 x 45	6
D450	18-12		11003097	Magnet carrier	1
D611	18-12	21-12	11066774	O-ring (SB-2021-014 on page 205)	2
D611	21-13		11225703	O-ring	2
D612	18-12	21-12	11003126	Plug (SB-2021-014 on page 205)	2
D612	21-13		11223708	Plug	2
D640	18-12		11197432	AC wiring harness	1
D655	18-12		11084827	Blank, connector DTM 06-3S	1
D660	18-12		11084822	Blank, connector DTM 06-6S	1
D665	18-15		11084827	Blank, connector DTM 06-3S	1
D672	18-12		11151875	Protection	1
D674	18-12		716860	Screw, M5 x 12	2
QD100	18-12		11232771	Automotive control kit, 24v, manual override	1
QD25	18-12		140751	Proportional solenoid, 24v	2
QD26	18-12		11001952	O-ring	2
QD27	18-12		11004700	Coil kit, 24v, DEUTSCH connector	2
QD28	18-12		063172	O-ring	2
QD29	18-12		11319361	Coil nut	2
QD30	18-12		11027883	Cap	2

H1P control U1, U2

Parts configuration



 **Note**

Generic housing shown

* Included in overhaul seal kit Q210

Common parts

Item	Date Begin	Date End	Part Number	Part Number	Qty. per Model/Kit
D050	18-10		716860	Screw, M5 x 12	6
D150	18-10		11227209	Control gasket	1
D250	18-10		505038	Screw, M6 x 45	6
D300	18-10		11036469	Dowel pin	2
D611	18-10	21-12	11066774	O-ring (SB-2021-014 on page 205)	2
D611	21-13		11225703	O-ring	2
D612	18-10	21-12	11003126	Plug (SB-2021-014 on page 205)	2
D612	21-13		11223708	Plug	2
D640	18-10		11197432	AC wiring harness	1
D655	18-10		11084827	Connector DTM 06-3s	1
D660	18-10		11084822	Connector DTM 06-6s	1
D665	18-10		11084827	Connector DTM 06-3s	1
D672	18-10		11151875	Protection	1
D674	18-10		716860	Screw, M5 x 12	2
QD26	18-10		11001952	O-ring	2
QD28	18-10		063172	O-ring	2
QD30	18-10		11027883	Cap	2

Order code: U1

QD100	18-10		11232792	Service control kit, 12v	1
QD25	18-10		140750	Proportional solenoid, 12v	2
QD27	18-10		11004698	Coil kit, 12v, DEUTSCH connector	2
QD29	18-10		11319330	Coil nut	2

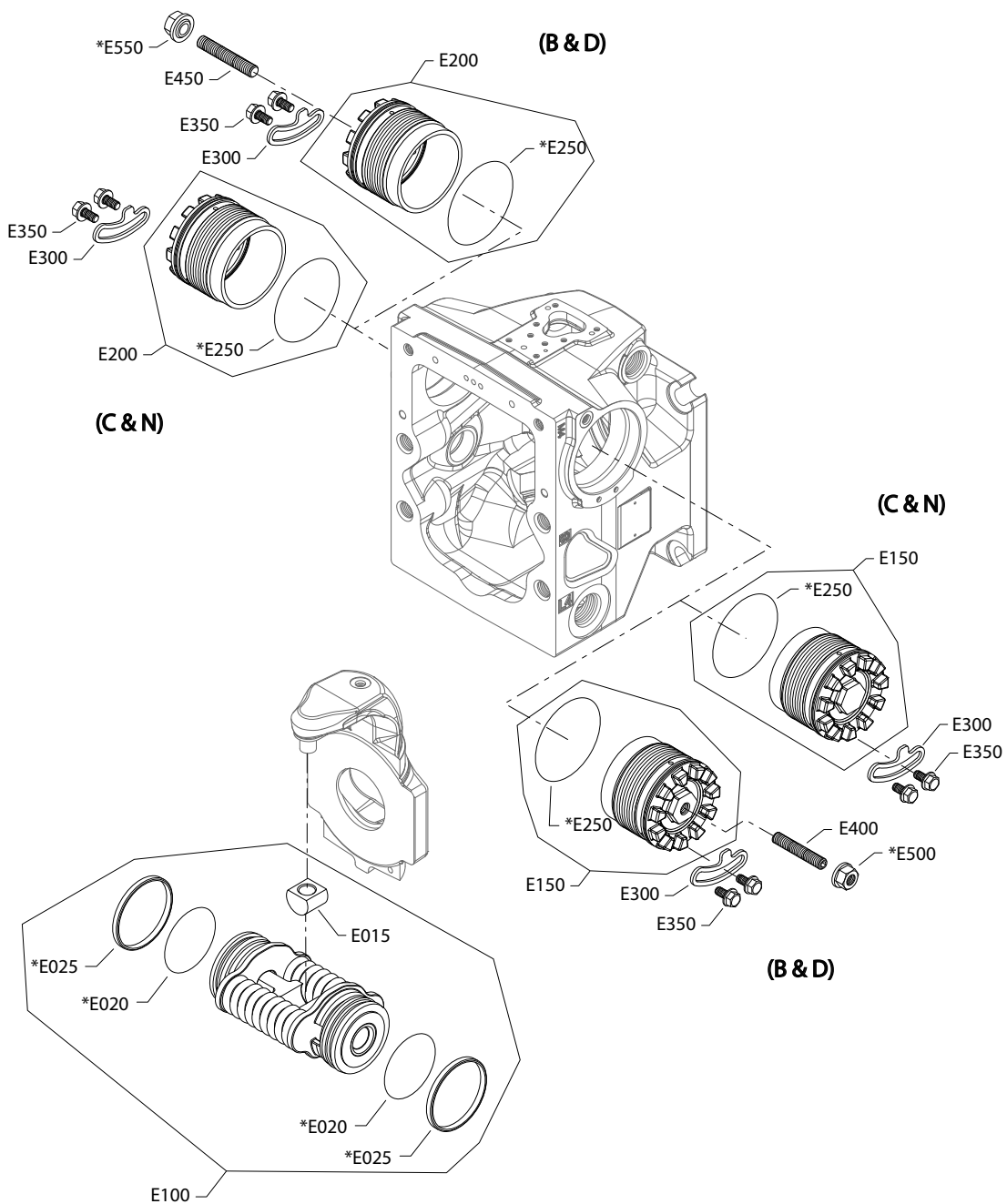
Order code: U2

QD100	16-29		11232793	Automotive control kit, 24V, manual override	1
QD25	16-29		140751	Proportional solenoid, 24V	2
QD27	16-29		11004700	Coil kit, 24V, DEUTSCH connector	2
QD29	16-29		11319361	Coil nut	2

Displacement limitation

H1P 115/130cc displacement limitation

Parts configuration



* Included in overhaul seal kit Q210

Common parts

Item	Date Begin	Date End	Part Number	Part Name	Qty. per Model/Kit
E015	08-10		11141991	Slider block	1
E020	08-10		11075557	O-ring	2
E025	08-10		11075556	Piston seal ring	2
E250	08-10		071845 (9004104-1510)	O-ring	2
E300	10-35		11229549	Locking plate	2
E300	08-10	10-34	140513	Locking plate (<i>SB-2009-046</i> on page 183)	2
E350	08-10		508438	Screw	4

Order code: B

E100	08-10		141243	Servo piston assembly	1
E150	08-10		11089772	Servo cylinder assembly (<i>SB-2009-046</i> on page 183)	1
E200	08-10		11089772	Servo cylinder assembly (<i>SB-2009-046</i> on page 183)	1
E400	08-10		11000798	Set screw	1
E450	08-10		11000798	Set screw	1
E500	08-10		649822	Seal nut	1
E550	08-10		649822	Seal nut	1

Order code: C

E100	08-10		11001831	Servo piston assembly w/nested spring	1
E150	08-10		11089773	Servo cylinder assembly (<i>SB-2009-046</i> on page 183)	1
E200	08-10		11089773	Servo cylinder assembly (<i>SB-2009-046</i> on page 183)	1

Order code: D

E100	08-10		11001831	Servo piston assembly w/nested spring	1
E150	08-10		11089772	Servo cylinder assembly (<i>SB-2009-046</i> on page 183)	1
E200	08-10		11089772	Servo cylinder assembly (<i>SB-2009-046</i> on page 183)	1
E400	08-10		11000798	Set screw	1
E450	08-10		11000798	Set screw	1
E500	08-10		649822	Seal nut	1
E550	08-10		649822	Seal nut	1

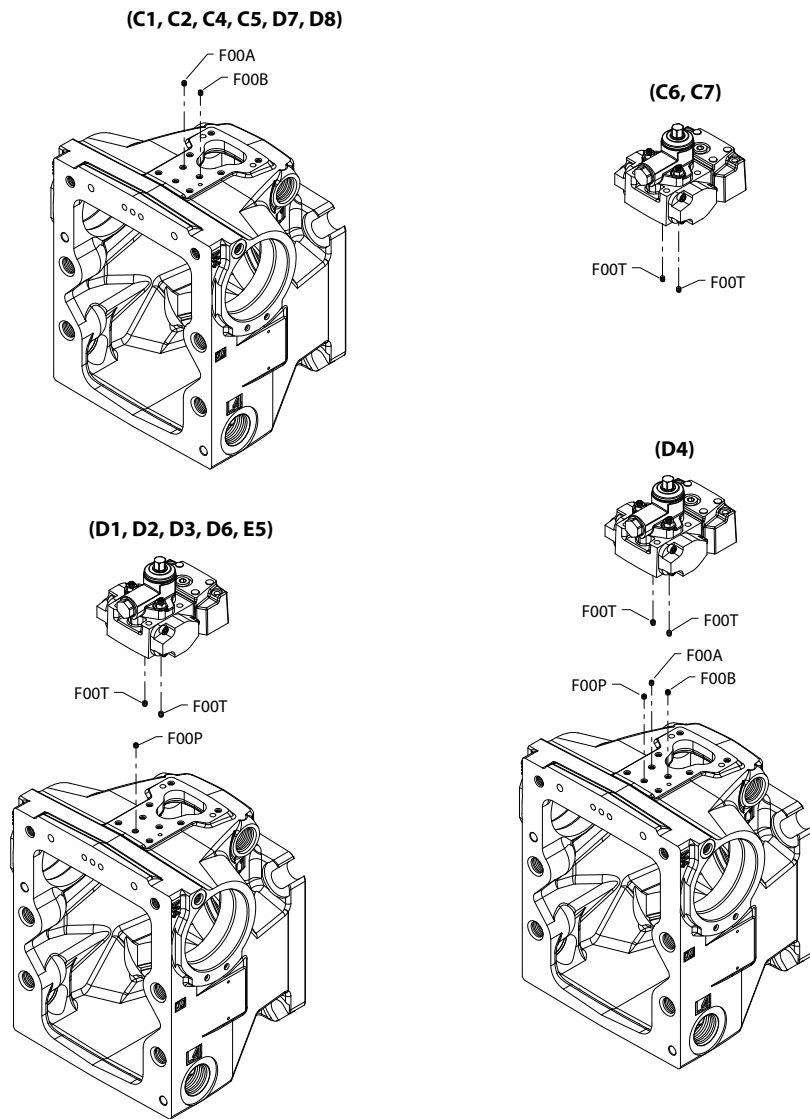
Order code: N

E100	08-10		141243	Servo piston assembly	1
E150	08-10		11089773	Servo cylinder assembly (<i>SB-2009-046</i> on page 183)	1
E200	08-10		11089773	Servo cylinder assembly (<i>SB-2009-046</i> on page 183)	1

Orifice

H1P orifice C-E

Parts configuration



Generic controls and housings shown.

Order code: C1

Item	Date Begin	Date End	Part Number	Part Name	Qty. per Model/Kit
F00A	08-10		140611	Orifice, 0.8, M6 x 0.75 mm	1
F00B	08-10		140611	Orifice, 0.8, M6 x 0.75 mm	1

Order code: C2

F00A	08-10		140754	Orifice, 1.3, M6 x 0.75 mm	1
F00B	08-10		140754	Orifice, 1.3, M6 x 0.75 mm	1

Order code: C3

No parts					
----------	--	--	--	--	--

Order code: C4

F00A	14-01		140757	Orifice, 1.8, M6 x 0.75 mm	1
F00B	14-01		140757	Orifice, 1.8, M6 x 0.75 mm	1

Order code: C5

F00A	18-01		140759	Orifice, 2.5, M6 x 0.75mm	1
F00B	18-01		140759	Orifice, 2.5, M6 x 0.75mm	1

Order code: C6

F00T	14-01		11151734	Orifice, 1.0, M6 x 0.75 mm	2
------	-------	--	----------	----------------------------	---

Order code: C7

F00T	14-01		140754	Orifice, 1.3, M6 x 0.75 mm	2
------	-------	--	--------	----------------------------	---

Order code: D1

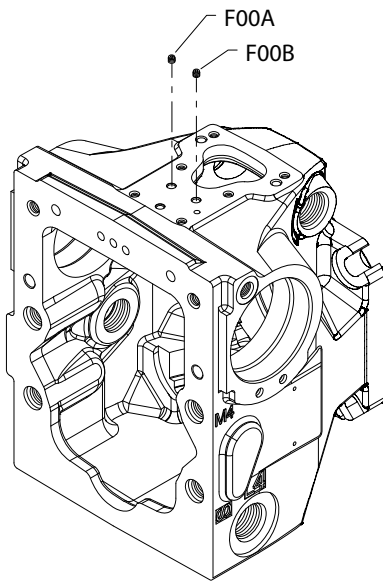
F00P	14-01		11151734	Orifice, 1.0 M6 x 0.75 mm	1
F00T	14-01		140611	Orifice, 0.8 M6 x 0.75 mm	2

Order code: D2

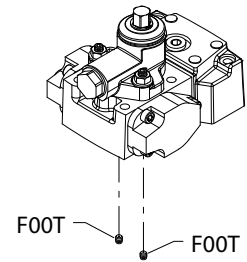
F00P	14-01		140754	Orifice, 1.3, M6 x 0.75 mm	1
F00T	14-01		140611	Orifice, 0.8 M6 x 0.75 mm	2

Parts configuration

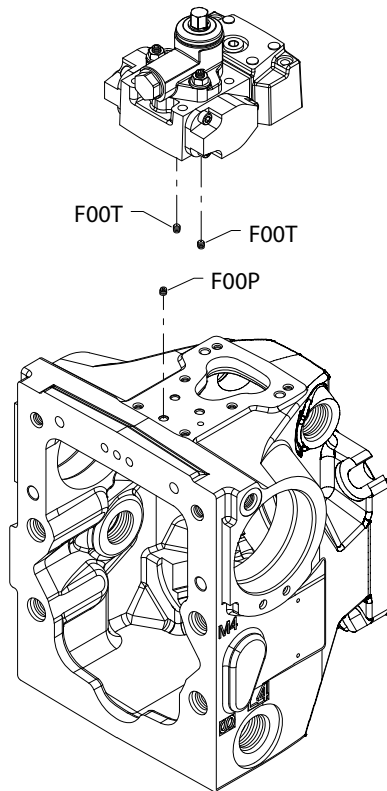
(C1, C2, C4, C5, D8, E1)



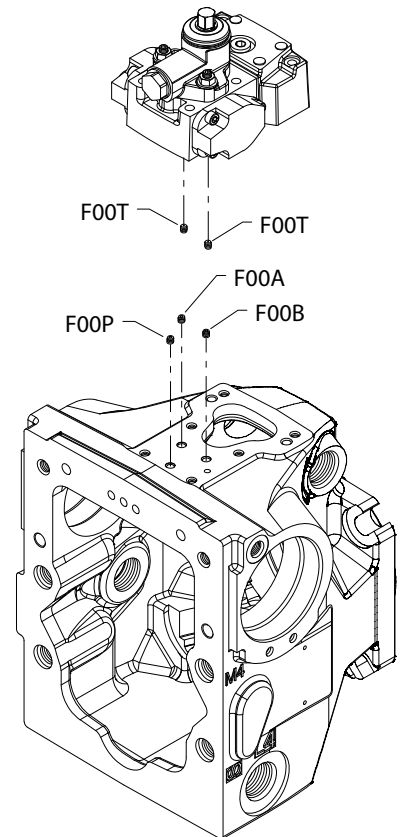
(C6, C7)



(C8, C9, D1, D2, D3, D6, E5)



(D4, D5)



Generic controls and housings shown.

Order code: D3

Item	Date Begin	Date End	Part Number	Part Name	Qty. per Model/Kit
F00P	14-01		140754	Orifice, 1.3, M6 x 0.75 mm	1
F00T	14-01		11151734	Orifice, 1.0 M6 x 0.75 mm	2

Order code: D4

F00A	14-01		140754	Orifice, 1.3, M6 x 0.75 mm	1
F00B	14-01		140754	Orifice, 1.3, M6 x 0.75 mm	1
F00P	14-01		140754	Orifice, 1.3, M6 x 0.75 mm	1
F00T	14-01		11151734	Orifice, 1.0 M6 x 0.75 mm	2

Order code: D6

F00P	14-01		140754	Orifice, 1.3, M6 x 0.75 mm	1
F00T	14-01		140754	Orifice, 1.3, M6 x 0.75 mm	2

Order code: D8

F00A	17-07		11189557	Orifice, 2.3, M6 x 0.75mm	1
F00B	17-07		11189557	Orifice, 2.3, M6 x 0.75mm	1

Order code: E1

F00A	17-09		11151734	Orifice, 1.0, M6 x 0.75	1
F00B	17-09		11151734	Orifice, 1.0, M6 x 0.75	1

Order code: E5

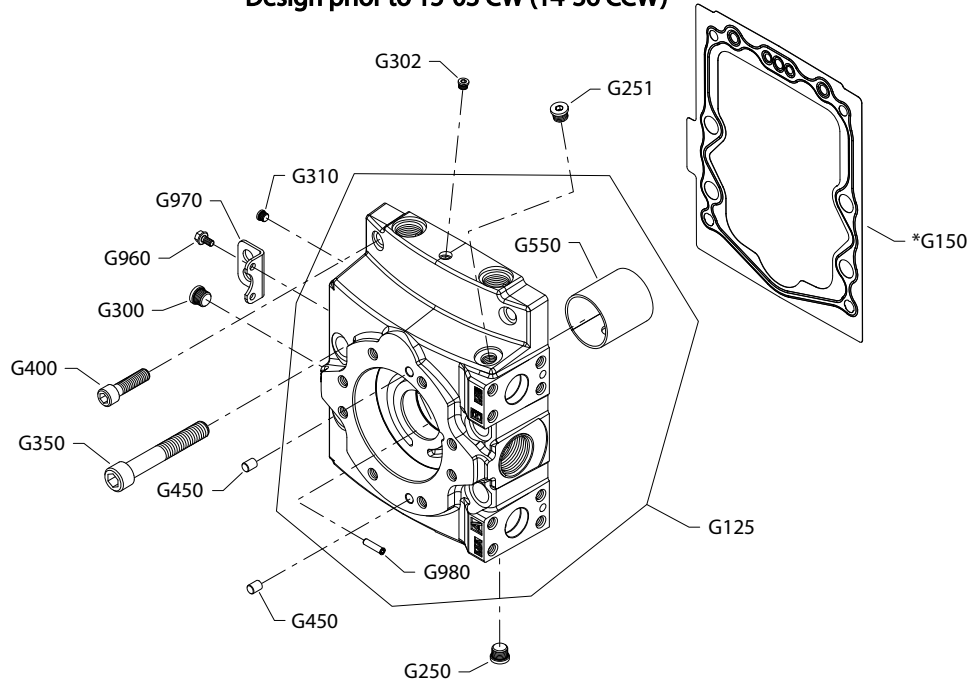
F00P	20-38		11151734	Orifice, 1.0, M6 x 0.75	1
F00T	20-38		140754	Orifice, 1.3, M6 x 0.75	2

End cap

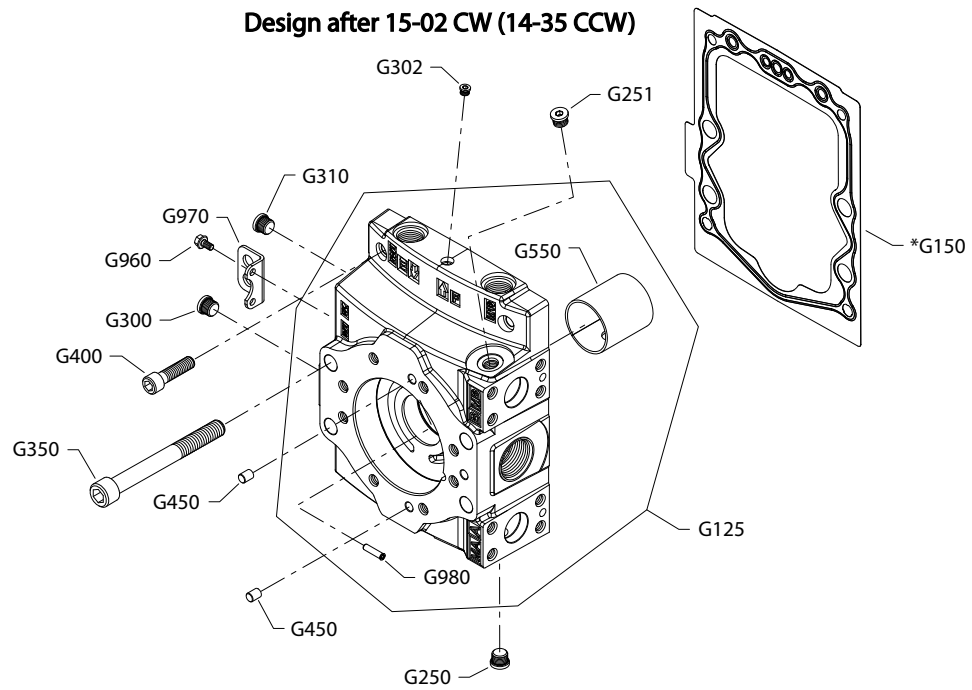
H1P 115/130cc end cap D3

Parts configuration

Design prior to 15-03 CW (14-36 CCW)



Design after 15-02 CW (14-35 CCW)



* Included in overhaul seal kit Q210

Order code: D3 (CW)

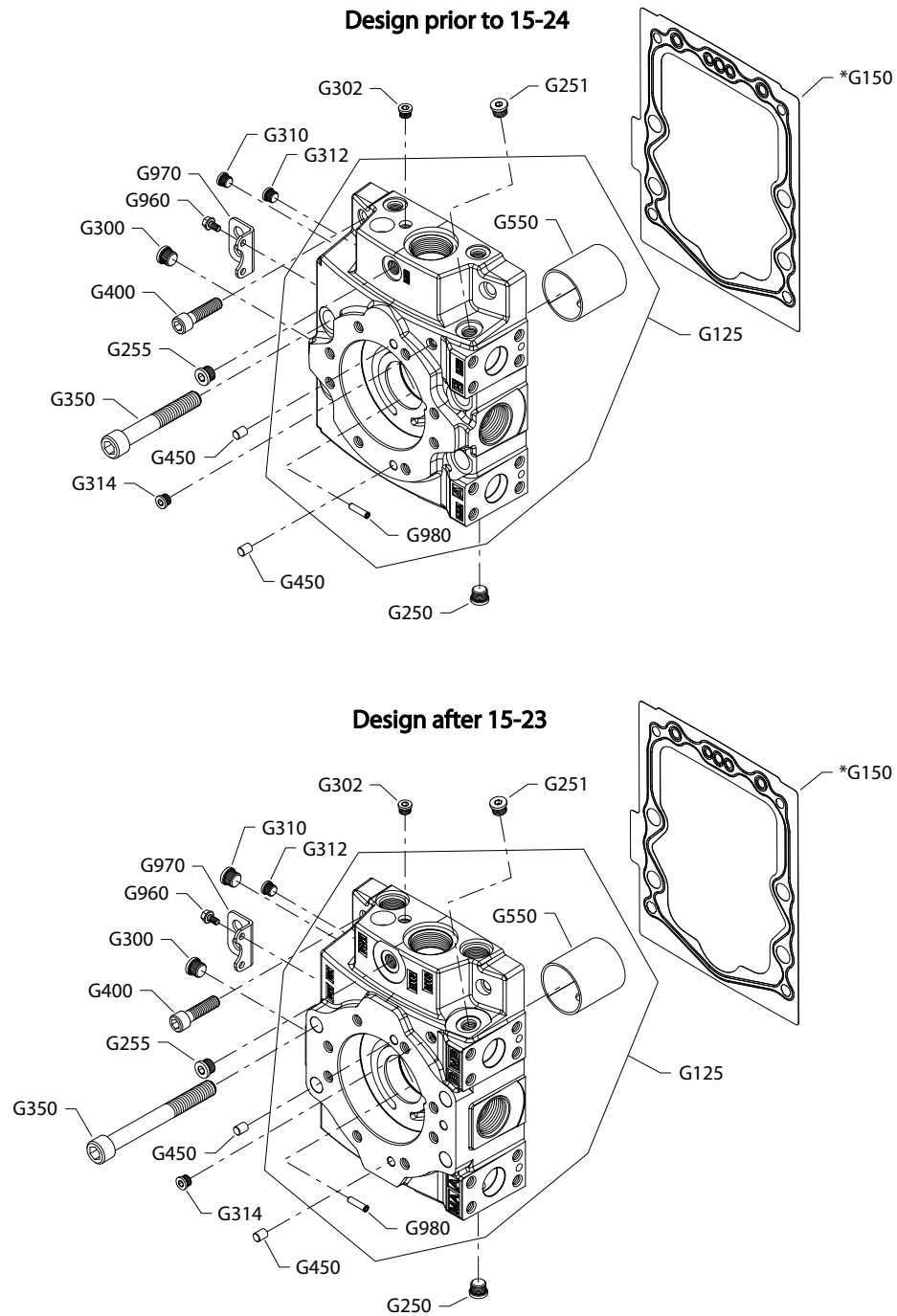
Item	Date Begin	Date End	Part Number	Part Name	Qty. per Model/Kit
G125	15-03		11003665	End cap assembly, CW	1
G150	08-10		11001894	End cap gasket	1
G250	08-10		140644	Plug assembly	1
G251	08-10		140644	Plug assembly	1
G300	08-10		140644	Plug assembly	1
G302	08-10		11040532	Plug assembly (CW rotation pump)	1
G310	15-03		140644	Plug assembly (CW rotation pump)	1
G310	08-10	15-02	11040532	Plug assembly (CW rotation pump)	1
G350	15-03		5000676	Screw, M16 x 130 (CW rotation pump)	4
G350	08-10	15-02	519508	Screw, M16 x 100 (CW rotation pump)	4
G400	08-10		147900	Screw, M10 x 45	2
G450	08-10		9004800-3708	Dowel pin	2
G550	08-10		11070150	Journal bearing	1
G960	08-10		508438	Screw M6 x 12	2
G970	08-10		4460311	Lifting bracket	1
G980	08-10		11000229	Lubrication orifice	1

Order code: D3 (CCW)

G125	14-36		11003643	End cap assembly, CCW	1
G150	08-10		11001894	End cap gasket	1
G250	08-10		140644	Plug assembly	1
G251	08-10		140644	Plug assembly	1
G300	08-10		140644	Plug assembly	1
G302	14-36		11040532	Plug assembly (CCW rotation pump)	1
G310	14-36		140644	Plug assembly (CCW rotation pump)	1
G310	08-10	14-35	11040532	Plug assembly (CCW rotation pump)	1
G350	14-36		5000676	Screw, M16 x 130 (CCW rotation pump)	4
G350	08-10	14-35	519508	Screw, M16 x 100 (CCW rotation pump)	4
G400	08-10		147900	Screw, M10 x 45	2
G450	08-10		9004800-3708	Dowel pin	2
G550	08-10		11070150	Journal bearing	1
G960	08-10		508438	Screw M6 x 12	2
G970	08-10		4460311	Lifting bracket	1
G980	08-10		11000229	Lubrication orifice	1

H1P 115/130cc end cap D4

Parts configuration



 **Note**

This option is available in SAE and metric configurations. Please order accordingly.

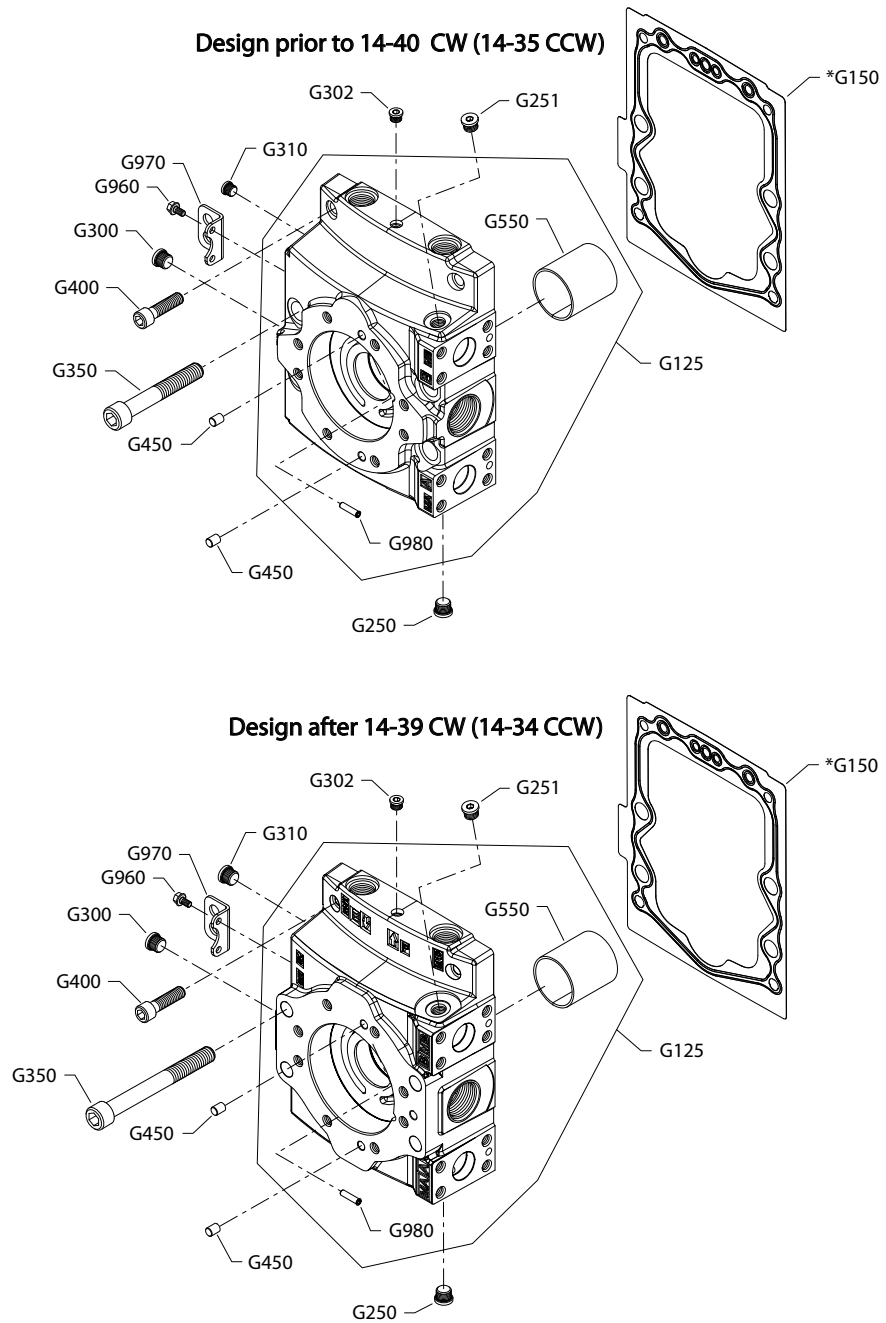
* Included in overhaul seal kit Q210

Order code: D4

Item	Date Begin	Date End	Part Number	Part Name	Qty. per Model/Kit
G125	15-24		11003672	End cap assembly, CW	1
G125	16-09		11173128	End cap assembly, CW (metric)	1
G125	15-24		11003650	End cap assembly, CCW	1
G150	08-10		11001894	End cap gasket	1
G250	08-10		140644	Plug assembly	1
G251	08-10		140644	Plug assembly	1
G255	08-10		140644	Plug assembly	1
G300	08-10		140644	Plug assembly	1
G250	16-09		11178808	Plug assembly, M14 (metric)	1
G251	16-09		11178808	Plug assembly, M14 (metric)	1
G255	16-09		11178808	Plug assembly, M14 (metric)	1
G300	16-09		11178808	Plug assembly, M14 (metric)	1
G302	08-10		11040532	Plug assembly	1
G310	15-24		140644	Plug assembly	1
G310	08-10	15-23	11040532	Plug assembly	1
G310	16-09		11178808	Plug assembly, M14 (metric)	1
G312	08-10		11040532	Plug assembly	1
G314	15-24		11040532	Plug assembly	1
G350	15-24		5000676	Screw, M16 x 130	4
G350	08-10	15-23	519508	Screw, M16 x 100	4
G350	16-09		5000676	Screw, M16 x 130 (metric)	4
G400	08-10		147900	Screw, M10 x 45	2
G450	08-10		9004800-3708	Dowel pin	2
G550	08-10		11070150	Journal bearing	1
G960	08-10		508438	Screw M6 x 12	2
G970	08-10		4460311	Lifting bracket	1
G980	08-10		11000229	Lubrication orifice	1

H1P 115/130cc end cap D6

Parts configuration



* Included in overhaul seal kit Q210

Common parts

Item	Date Begin	Date End	Part Number	Part Name	Qty. per Model/Kit
G150	08-10		11001894	End cap gasket	1
G250	08-10		140644	Plug assembly	1
G251	08-10		140644	Plug assembly	1
G300	08-10		140644	Plug assembly	1
G400	08-10		147900	Screw, M10 x 45	2
G450	08-10		9004800-3708	Dowel pin	2
G550	08-10		11070150	Journal bearing	1
G960	08-10		508438	Screw M6 x 12	2
G970	08-10		4460311	Lifting bracket	1
G980	08-10		11000229	Lubrication orifice	1

Order code: D6 (CW)

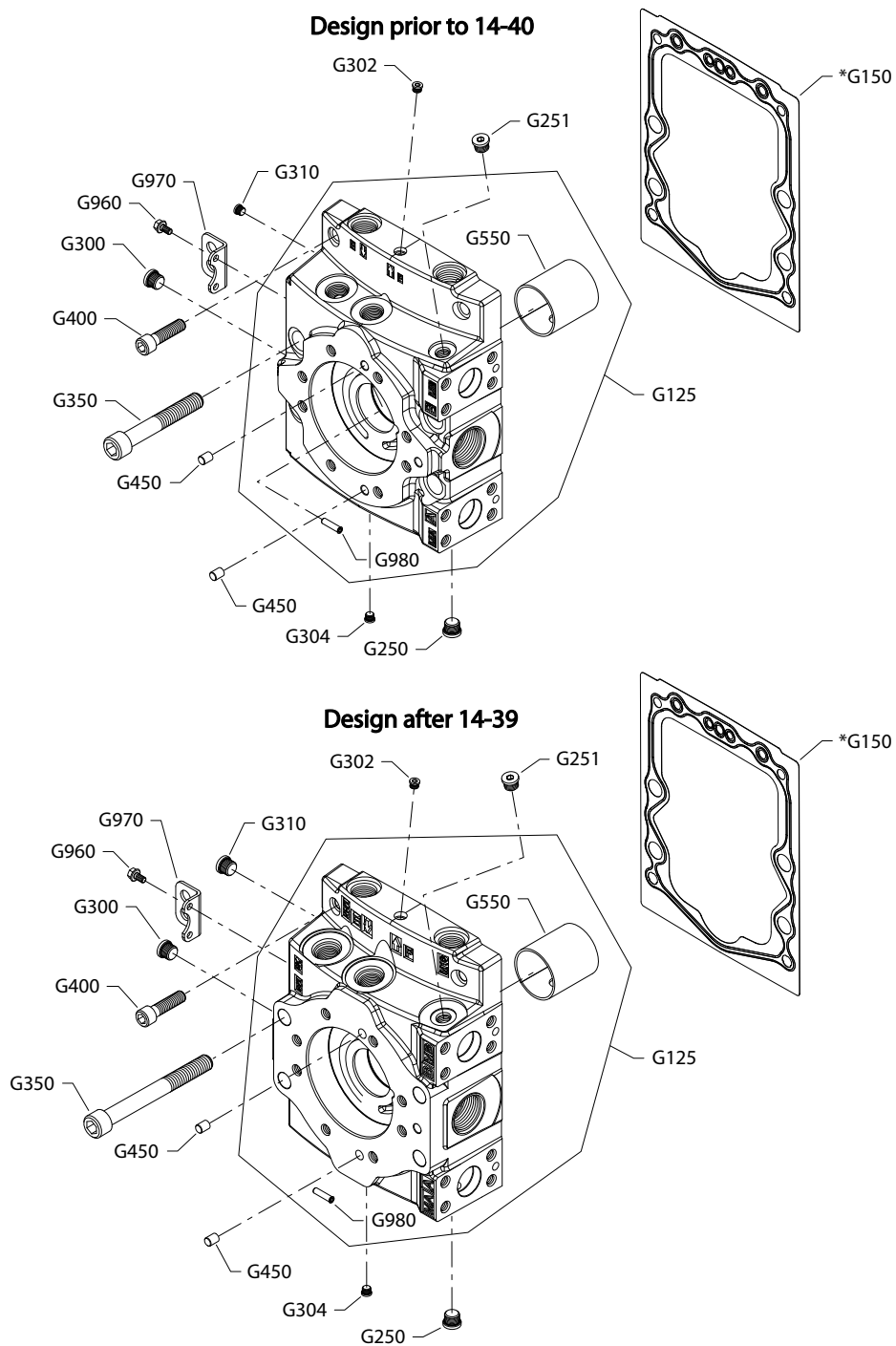
G125	14-40		11003667	End cap assembly, CW	1
G302	08-10		11040532	Plug assembly (CW rotation pump)	1
G310	14-40		140644	Plug assembly (CW rotation pump)	1
G310	08-10	14-39	11040532	Plug assembly (CW rotation pump)	1
G350	14-40		5000676	Screw, M16 x 130 (CW rotation pump)	4
G350	08-10	14-39	519508	Screw, M16 x 100 (CW rotation pump)	4

Order code: D6 (CCW)

G125	14-35		11003645	End cap assembly, CCW	1
G302	08-10		11040532	Plug assembly (CCW rotation pump)	1
G310	14-35		140644	Plug assembly (CCW rotation pump)	1
G310	08-10	14-34	11040532	Plug assembly (CCW rotation pump)	1
G350	14-35		5000676	Screw, M16 x 130 (CCW rotation pump)	4
G350	08-10	14-34	519508	Screw, M16 x 100 (CCW rotation pump)	4

H1P 115/130cc end cap D8

Parts configuration



 **Note**

This option is available in SAE and metric configurations. Please order accordingly.

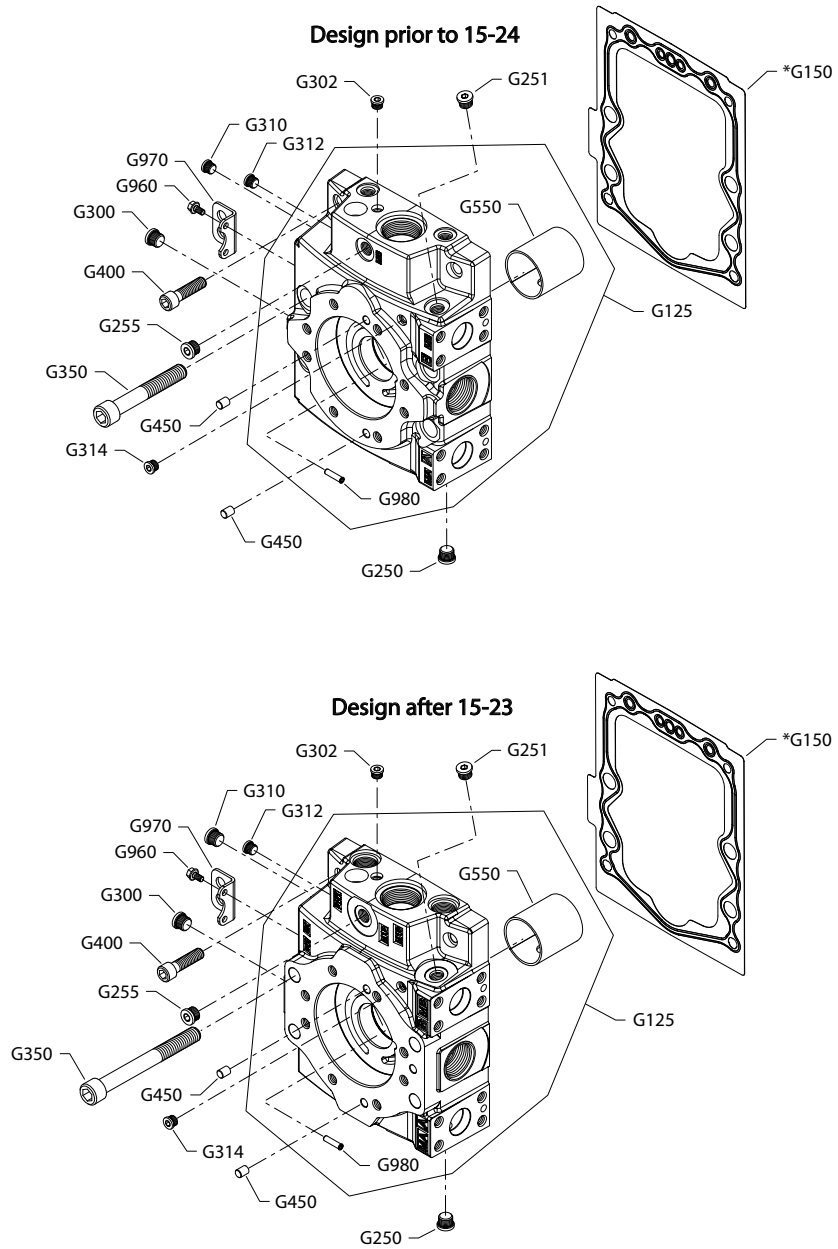
* Included in overhaul seal kit Q210.

Order code: D8

Item	Date Begin	Date End	Part Number	Part Name	Qty. per Model/Kit
G125	14-40		11003669	End cap assembly, CW	1
G125	14-40		11003647	End cap assembly, CCW	1
G125	16-09		11174364	End cap assembly, CCW (metric)	1
G150	08-10		11001894	End cap gasket	1
G250	08-10		140644	Plug assembly	1
G250	16-09		11178808	Plug assembly, M14 (metric)	1
G251	08-10		140644	Plug assembly	1
G251	16-09		11178808	Plug assembly, M14	1
G300	08-10		140644	Plug assembly	1
G300	16-09		11178808	Plug assembly, M14 (metric)	1
G302	08-10		11040532	Plug assembly	1
G304	12-30		11040532	Plug assembly	1
G310	14-40		140644	Plug assembly	1
G310	16-09		11178808	Plug assembly, M14 (metric)	1
G310	08-10	14-39	11040532	Plug assembly	1
G350	14-40		5000676	Screw, M16 x 130	4
G350	08-10	14-39	519508	Screw, M16 x 100	4
G400	08-10		147900	Screw, M10 x 45	2
G450	08-10		9004800-3708	Dowel pin	2
G550	08-10		11070150	Journal bearing	1
G960	08-10		508438	Screw M6 x 12	2
G970	08-10		4460311	Lifting bracket	1
G980	08-10		11000229	Lubrication orifice	1

H1P 115/130cc end cap E8

Parts configuration



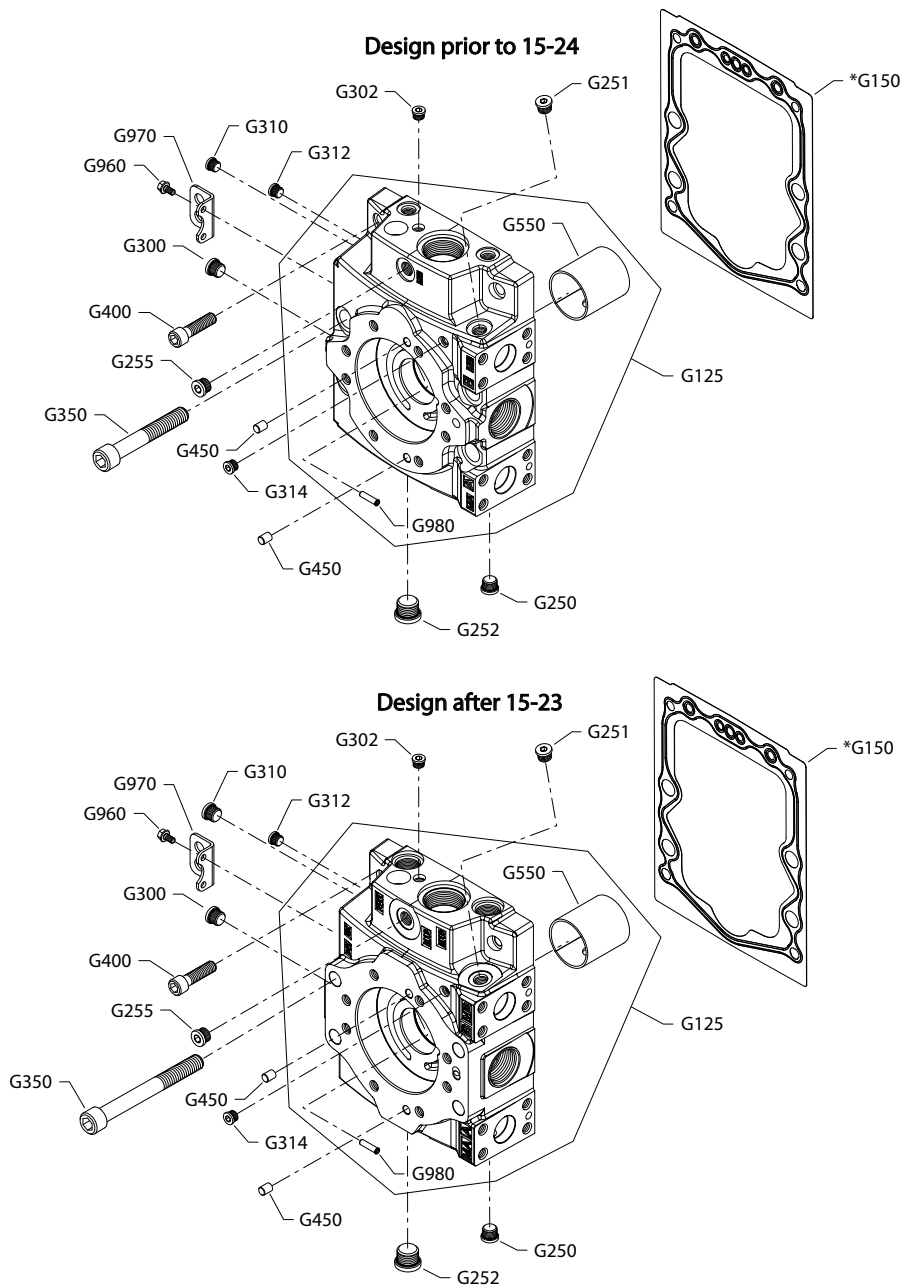
* Included in overhaul seal kit Q210

Order code: E8

Item	Date Begin	Date End	Part Number	Part Name	Qty. per Model/Kit
G125	15-24		11003671	End cap assembly, CW	1
G125	15-24		11003649	End cap assembly, CCW	1
G150	08-10		11001894	End cap gasket	1
G250	08-10		140644	Plug assembly	1
G251	08-10		140644	Plug assembly	1
G255	08-10		140644	Plug assembly	1
G300	08-10		140644	Plug assembly	1
G302	15-24		11040532	Plug assembly	1
G310	15-24		140644	Plug assembly	1
G310	08-10	15-23	11040532	Plug assembly	1
G312	08-10		11040532	Plug assembly	1
G314	08-10		11040532	Plug assembly	1
G350	15-24		5000676	Screw, M16 x 130	4
G350	08-10	15-23	519508	Screw, M16 x 100	4
G400	08-10		147900	Screw, M10 x 45	2
G450	08-10		9004800-3708	Dowel pin	2
G550	08-10		11070150	Journal bearing	1
G960	08-10		508438	Screw	2
G970	08-10		4460311	Lifting bracket	1
G980	08-10		11000229	Lubrication orifice	1

H1P 115/130cc end cap G3

Parts configuration



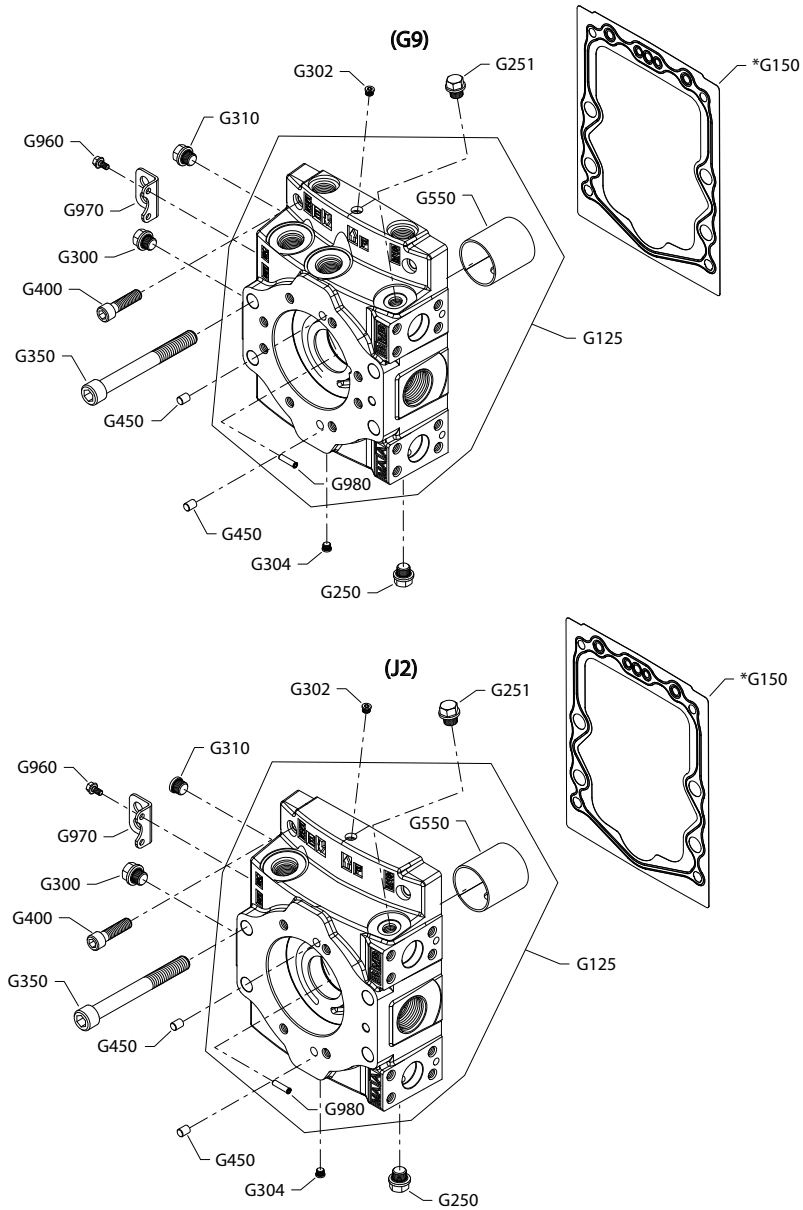
* Included in overhaul seal kit Q210

Order code: G3

Item	Date Begin	Date End	Part Number	Part Name	Qty. per Model/Kit
G125	15-24		11089752	End cap assembly, CW	1
G150	10-40		11001894	End cap gasket	1
G250	10-40		140644	Plug assembly	1
G251	10-40		140644	Plug assembly	1
G252	10-40		315325 (9005110-8700)	Plug assembly	1
G255	10-40		140644	Plug assembly	1
G300	10-40		140644	Plug assembly	1
G302	10-40		11040532	Plug assembly	1
G310	15-24		140644	Plug assembly	1
G310	10-40	15-23	11040532	Plug assembly	1
G312	10-40		11040532	Plug assembly	1
G314	10-40		11040532	Plug assembly	1
G350	15-24		5000676	Screw, M16 x 130	4
G350	10-40	15-23	519508	Screw, M16 x 100	4
G400	10-40		147900	Screw, M10 x 45	2
G450	10-40		9004800-3708	Dowel pin	2
G550	10-40		11070150	Journal bearing	1
G650	10-40		8800565	Lifting bracket	1
G960	10-40		508438	Screw	2
G970	10-40		4460311	Lifting bracket	1
G980	10-40		11000229	Lubrication orifice	1

H1P 115/130cc end cap G9, J2

Parts configuration



* Included in overhaul seal kit Q210

Order code: G9

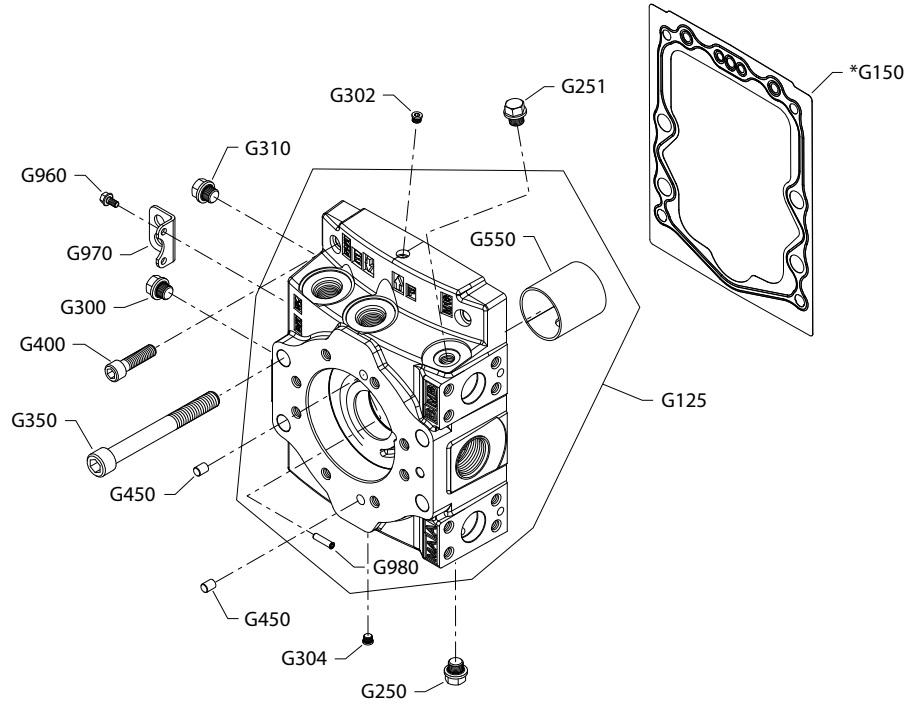
Item	Date Begin	Date End	Part Number	Part Name	Qty. per Model/Kit
G125	15-12		11003669	End cap assembly, CW	1
G150	15-12		11001894	End cap gasket	1
G250	15-12		11147119	Plug assembly, special	1
G251	15-12		11147119	Plug assembly, special	1
G300	15-12		11147119	Plug assembly, special	1
G302	15-12		11040532	Plug assembly	1
G304	15-12		11040532	Plug assembly	1
G310	15-12		11147119	Plug assembly, special	1
G350	15-12		5000676	Screw, M16 x 130	4
G400	15-12		147900	Screw, M10 x 45	2
G450	15-12		9004800-3708	Dowel pin	2
G550	15-12		11070150	Journal bearing	1
G650	15-12		8800565	Lifting bracket	1
G960	15-12		508438	Screw	2
G970	15-12		4460311	Lifting bracket	1
G980	15-12		11000229	Lubrication orifice	1

Order code: J2

G125	14-12		11130755	End cap assembly, CW	1
G150	14-12		11001894	End cap gasket	1
G250	14-12		11147119	Plug assembly, special	1
G251	14-12		11147119	Plug assembly, special	1
G300	14-12		11147119	Plug assembly, special	1
G302	14-12		11040532	Plug assembly	1
G304	14-12		11040532	Plug assembly	1
G310	14-12		140644	Plug assembly	1
G350	14-12		5000676	Screw, M16 x 130	4
G400	14-12		147900	Screw, M10 x 45	2
G450	14-12		9004800-3708	Dowel pin	2
G550	14-12		11070150	Journal bearing	1
G650	14-12		8800565	Lifting bracket	1
G960	14-12		508438	Screw, M6 x 12	2
G961	14-12		508438	Screw, M6 x 12	2
G970	14-12		4460311	Lifting bracket	1
G971	14-12		4800754	Lifting bracket	2
G980	14-12		11000229	Lubrication orifice	1

H1P 115/130cc end cap J3

Parts configuration



* Included in overhaul seal kit Q210

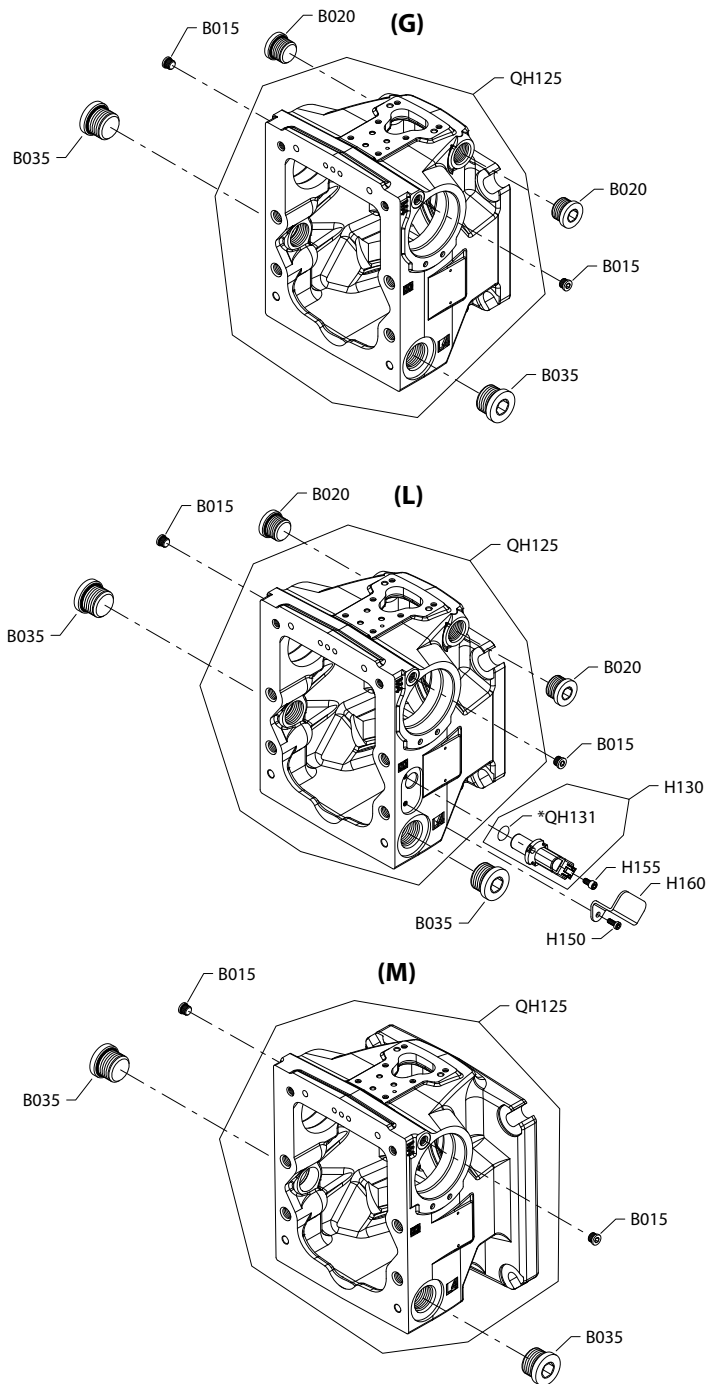
Order code: J3

Item	Date Begin	Date End	Part Number	Part Name	Qty. per Model/Kit
G125	15-23		11166551	End cap assembly, CW	1
G150	15-23		11001894	End cap gasket	1
G250	15-23		11147119	Plug assembly, special	1
G251	15-23		11147119	Plug assembly, special	1
G300	15-23		11147119	Plug assembly, special	1
G302	15-23		11040532	Plug assembly	1
G304	15-23		11040532	Plug assembly	1
G310	15-23		11147119	Plug assembly, special	1
G350	15-23		5000676	Screw, M16 x 130	4
G400	15-23		147900	Screw, M10 x 45	2
G450	15-23		9004800-3708	Dowel pin	2
G550	15-23		11070150	Journal bearing	1
G960	15-23		508438	Screw	2
G970	15-23		4460311	Lifting bracket	1
G980	15-23		11000229	Lubrication orifice	1

Housing

H1P 115/130cc housing G, L, M

Parts configuration



 **Note**

Option G is available in SAE and metric configurations. Please order accordingly.

* Included in overhaul seal kit Q210

Order code: G

Item	Date Begin	Date End	Part Number	Part Name	Qty. per Model/Kit
B015	08-10		9005110-4400	Plug assembly	2
B015	16-09		5000572	Plug assembly, M12 (metric)	2
B020	08-10		664524 (9005110-9000)	Plug assembly	2
B020	16-09		11178807	Plug assembly, M27 (metric)	2
B035	08-10		320002 (9005110-9200)	Plug assembly	2
B035	16-09		11164204	Plug assembly, M33 (metric)	2
QH125	08-10		11005070	Housing assembly (<i>SB-2009-068</i> on page 184)	1
QH125	16-09		11173134	Housing assembly (metric)	1

Order code: L

B015	08-10		9005110-4400	Plug assembly	2
B020	08-10		664524 (9005110-9000)	Plug assembly	2
B035	08-10		320002 (9005110-9200)	Plug assembly	2
H130	08-10		149055	Speed sensor assembly	1
H150	08-10		508438	Screw, M6 x 12	1
H155	08-10		376749	Screw, M6 x 12	1
H160	08-10		11186383	Speed sensor protector	1
QH125	08-10		11030118	Housing assembly (<i>SB-2009-068</i> on page 184)	1
QH131	08-10		11013397	O-ring	1

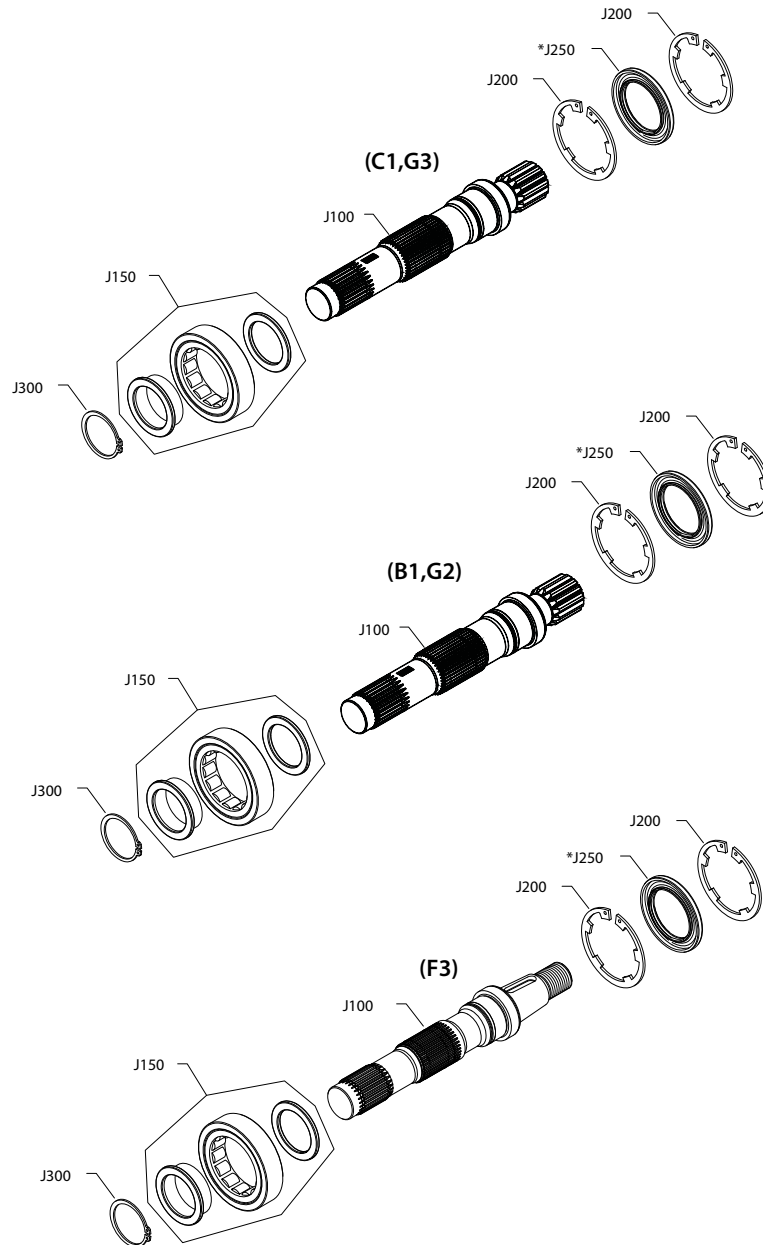
Order code: M

B015	13-13		9005110-4400	Plug assembly	2
B035	13-13		320002 (9005110-9200)	Plug assembly	2
QH125	13-13		11130855	Housing assembly	1

Shaft

H1P 115/130cc shaft B1-G2

Parts configuration



* Included in overhaul seal kit Q210

Order code: B1

J100	17-45		11179439	Shaft, 18 tooth spline (<i>SB-2018-006</i> on page 200)	1
J150	08-10		11045851	Roller bearing	1
J200	08-10		140063	Retaining ring	2
J250	08-10		11024711	Lip seal	1
J300	08-10		392209	Retaining ring	1

Order code: C1

J100	18-12		11179439	Shaft, 18 tooth spline	1
J150	18-12		11045851	Roller bearing	1
J200	18-12		140063	Retaining ring	2
J250	18-12		11024711	Lip seal	1
J300	18-12		392209	Retaining ring	1

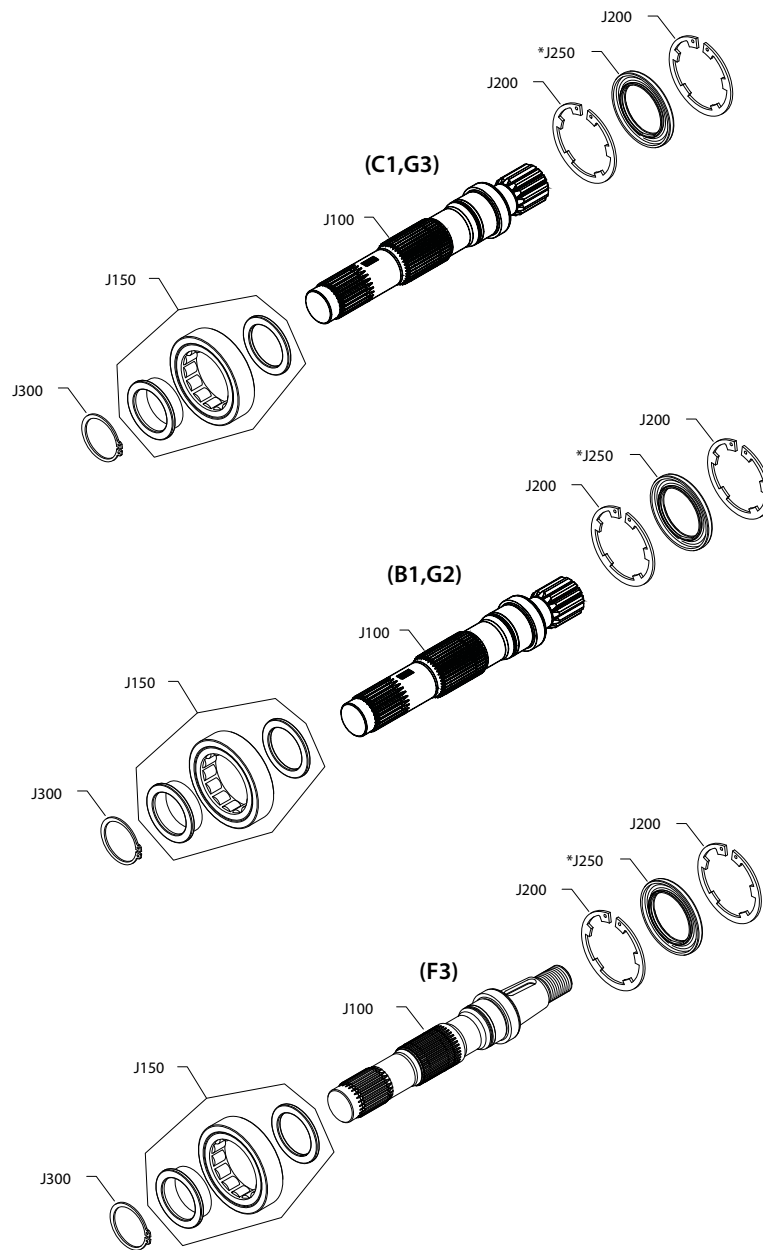
Order code: F3

J100	17-45		11179440	Shaft, tapered (<i>SB-2012-026</i> on page 190 and <i>SB-2018-006</i> on page 200)	1
J150	08-10		11045851	Roller bearing	1
J200	08-10		140063	Retaining ring	2
J250	08-10		11024711	Lip seal	1
J300	08-10		392209	Retaining ring	1

 **Note**

Parts continue to the next 2 pages.

Parts configuration shaft B1-G2



* Included in overhaul seal kit Q210

Order code: G2

Item	Date Begin	Date End	Part Number	Part Name	Qty. per Model/Kit
J100	17-45		11179438	Shaft, 27 tooth spline (<i>SB-2012-026</i> on page 190 and <i>SB-2018-006</i> on page 200)	1
J150	08-10		11045851	Roller bearing	1
J200	08-10		140063	Retaining ring	2
J250	08-10		11024711	Lip seal	1
J300	08-10		392209	Retaining ring	1

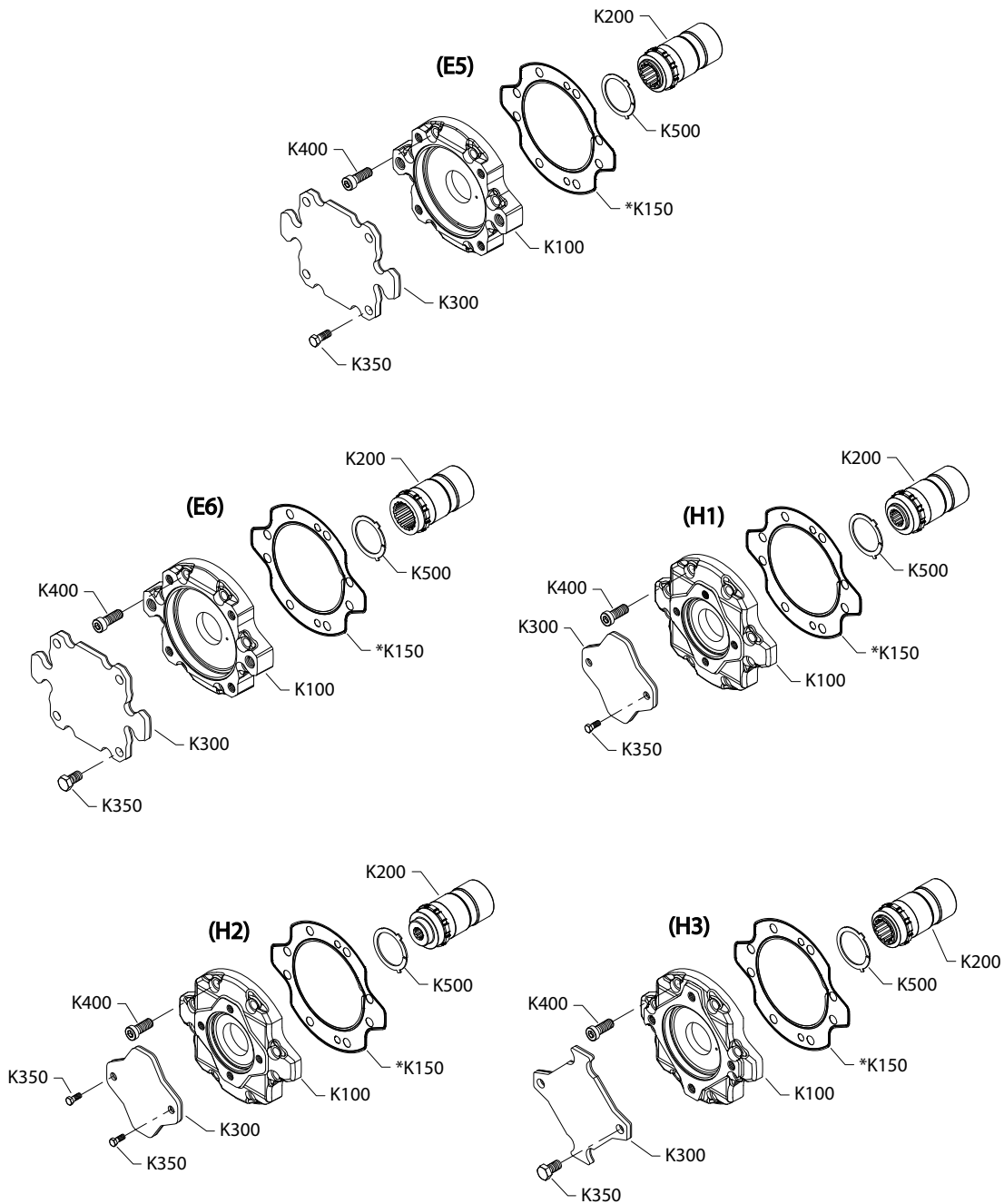
Order code: G3

J100	17-45		11176728	Shaft, 13 tooth spline (<i>SB-2012-026</i> on page 190 and <i>SB-2018-006</i> on page 200)	1
J150	08-10		11045851	Roller bearing	1
J200	08-10		140063	Retaining ring	2
J250	08-10		11024711	Lip seal	1
J300	08-10		392209	Retaining ring	1

Auxiliary mounting

H1P 115/130cc aux mounting E5-H3

Parts configuration



* Included in overhaul seal kit Q210

Order code: E5

K100	13-39		11138744	Adapter flange, SAE C (<i>SB-2018-036</i> on page 203)	1
K150	13-39		11002236	Adapter seal	1
K200	13-39		11190719	Charge pump shaft	1
K300	13-39		11165485	Flange cover	1
K350	13-39		509528	Screw, M12 x 20	4
K400	13-39		140700	Screw, M12 x 30 (<i>SB-2018-036</i> on page 203)	8
K500	13-39		11001182	Thrust washer	1

Order code: E6

K100	13-39		11138744	Adapter flange, SAE C (<i>SB-2018-036</i> on page 203)	1
K150	13-39		11002236	Adapter seal	1
K200	13-39		11129807	Charge pump shaft	1
K300	13-39		11165485	Flange cover	1
K350	13-39		509528	Screw, M12 x 20	2
K400	13-39		140700	Screw, M12 x 30 (<i>SB-2018-036</i> on page 203)	8
K500	13-39		11001182	Thrust washer	1

Order code: H1

K100	08-10		11002191	Adapter flange, SAE A	1
K150	08-10		11002236	Adapter seal	1
K200	10-36		11064258	Charge pump shaft, 11 tooth	1
K200	08-10	10-35	11002333	Charge pump shaft, 11 tooth (<i>SB-2011-022</i> on page 188)	1
K300	08-10		11165482	Flange cover	1
K350	08-10		370247	Screw, M10 x 20	2
K400	08-10		140700	Screw, M12 x 30 (<i>SB-2018-036</i> on page 203)	8
K500	08-10		11001182	Thrust washer	1

Order code: H2

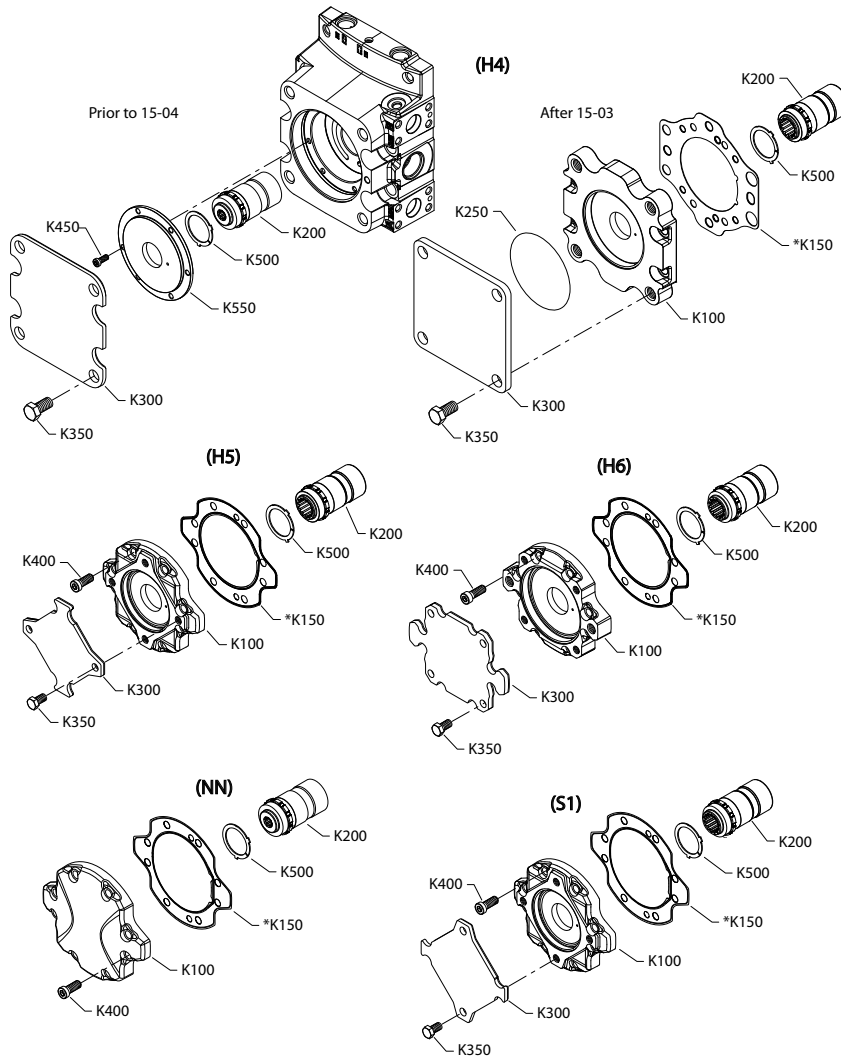
K100	08-10		11002191	Adapter flange, SAE A	1
K150	08-10		11002236	Adapter seal	1
K200	10-36		11192283	Charge pump shaft, 9 tooth	1
K200	08-10	10-35	11002231	Charge pump shaft, 9 tooth (<i>SB-2011-022</i> on page 188)	1
K300	08-10		11165482	Flange cover	1
K350	08-10		370247	Screw, M10 x 20	2
K400	08-10		140700	Screw, M12 x 30 (<i>SB-2018-036</i> on page 203)	8
K500	08-10		11001182	Thrust washer	1

Order code: H3

K100	08-10		11002192	Adapter flange, SAE B	1
K150	08-10		11002236	Adapter seal	1
K200	10-36		11192285	Charge pump shaft, 13 tooth	1
K200	08-10	10-35	11002232	Charge pump shaft, 13 tooth (<i>SB-2011-022</i> on page 188)	1
K300	08-10		11023747	Flange cover	1
K350	13-39		509528	Screw, M12 x 20	2
K400	08-10		140700	Screw, M12 x 30 (<i>SB-2018-036</i> on page 203)	8
K500	08-10		11001182	Thrust washer	1

H1P 115/130cc aux mounting H4-S1

Parts configuration



* Included in overhaul seal kit Q210

Order code: H4

Item	Date Begin	Date End	Part Number	Part Name	Qty. per Model/Kit
K100	15-04		11109108	Adapter (SB-2016-005 on page 197)	1
K150	15-04		11125012	Adapter seal (SB-2016-005 on page 197)	1
K200	10-36		11190719	Charge pump shaft, 13 tooth	1
K200	08-10	10-35	11002234	Charge pump shaft, 13 tooth, (SB-2011-022 on page 188)	1
K250	15-04		726927	O-ring (SB-2016-005 on page 197)	1
K300	15-04		338400	Flange cover (SB-2016-005 on page 197)	1
K300	08-10	15-03	11023751	Flange cover	1
K350	08-10		11024165	Screw, M20 x 30	4
K450	08-10	15-03	11001141	Screw (SB-2016-005 on page 197)	6
K500	08-10		11001182	Thrust washer	1
K550	08-10	15-03	11158373	Charge pump cover (SB-2016-005 on page 197)	1

Order code: H5

K100	08-10		11002192	Adapter flange, SAE B	1
K150	08-10		11002236	Adapter seal	1
K200	10-36		11064275	Charge pump shaft, 15 tooth	1
K200	08-10	10-35	11002235	Charge pump shaft, 15 tooth, (SB-2011-022 on page 188)	1
K300	08-10		11023747	Flange cover	1
K350	08-10		509528	Screw	2
K400	08-10		140700	Screw, M12 x 30 (SB-2018-036 on page 203)	8
K500	08-10		11001182	Thrust washer	1

Order code: H6

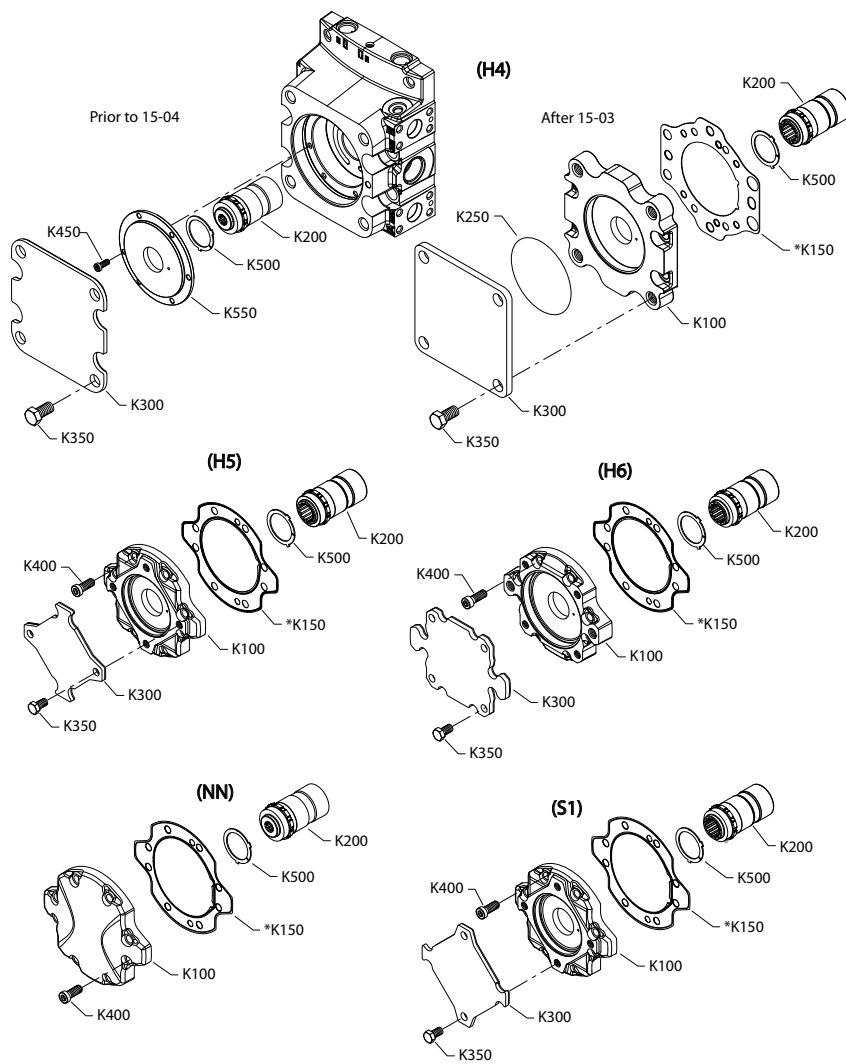
K100	08-10		11138744	Adapter flange, SAE C (SB-2018-036 on page 203)	1
K150	08-10		11002236	Adapter seal	1
K200	10-36		11190740	Charge pump shaft, 14 tooth	1
K200	08-10	10-35	11002233	Charge pump shaft, 14 tooth, (SB-2011-022 on page 188)	1
K300	08-10		11165485	Flange cover	1
K350	08-10		509528	Screw	4
K400	08-10		140700	Screw, M12 x 30 (SB-2018-036 on page 203)	8
K500	08-10		11001182	Thrust washer	1



Note

Parts continue to the next 2 pages.

Parts configuration



* Included in overhaul seal kit Q210

Order code: NN

Item	Date Begin	Date End	Part Number	Part Name	Qty. per Model/Kit
K100	08-10		11002194	Adapter flange, no pad	1
K150	08-10		11002236	Adapter seal	1
K200	10-36		11192283	Charge pump shaft, 9 tooth	1
K200	08-10	10-35	11002231	Charge pump shaft, 9 tooth, (<i>SB-2011-022</i> on page 188)	1
K400	08-10		140700	Screw, M12 x 30 (<i>SB-2018-036</i> on page 203)	8
K500	08-10		11001182	Thrust washer	1

Order code: S1

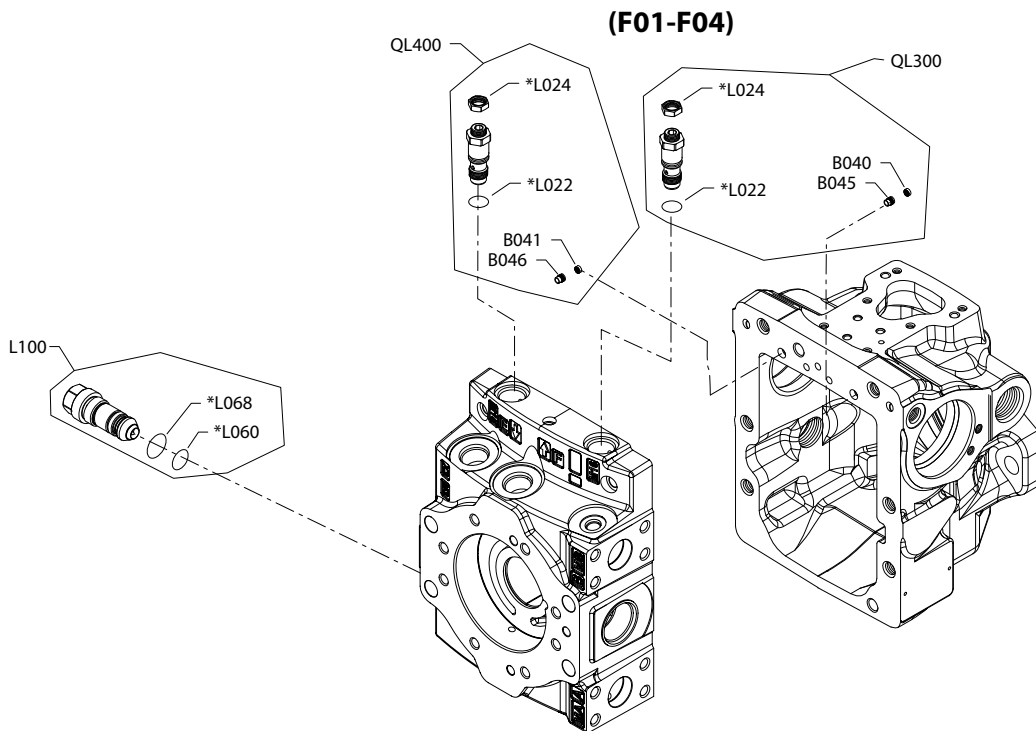
K100	08-10		11002192	Adapter flange, SAE B	1
K150	08-10		11002236	Adapter seal	1
K200	10-36		11190740	Charge pump shaft, 14 tooth	1
K200	08-10	10-35	11002233	Charge pump shaft, 14 tooth, (<i>SB-2011-022</i> on page 188)	1
K300	08-10		11023747	Flange cover	1
K350	08-10		509528	Screw	2
K400	08-10		140700	Screw, M12 x 30 (<i>SB-2018-036</i> on page 203)	8
K500	08-10		11001182	Thrust washer	1

High pressure setting

Port A

High pressure setting (port A) F01-F04

Parts configuration



* Included in overhaul seal kit Q210

Common parts

Item	Date Begin	Date End	Part Number	Part Name	Qty. per Model/Kit
B040	20-40		140967	Screen (<i>SB-2020-029</i> on page 204)	1
B041	20-40		140967	Screen (<i>SB-2020-029</i> on page 204)	1
B045	20-40		11062684	Screen retainer (<i>SB-2020-029</i> on page 204)	1
B046	20-40		11062684	Screen retainer (<i>SB-2020-029</i> on page 204)	1
L022	08-10		504207	O-ring	1
L060	08-10		365023	O-ring	1
L068	08-10		11052201	O-ring	1
L024	13-14		336826	Seal nut	1
QL300	13-14		11004709	Pressure limiter kit, adjustable, CCW rotation pump	1
QL400	13-14		11004709	Pressure limiter kit, adjustable, CW rotation pump	1

Order code: F01

L100	13-14		11049147	High pressure relief valve, 250 bar	1
------	-------	--	----------	-------------------------------------	---

Order code: F02

L100	13-14		11049149	High pressure relief valve, 300 bar	1
------	-------	--	----------	-------------------------------------	---

Order code: F03

L100	13-14		11049151	High pressure relief valve, 350 bar	1
------	-------	--	----------	-------------------------------------	---

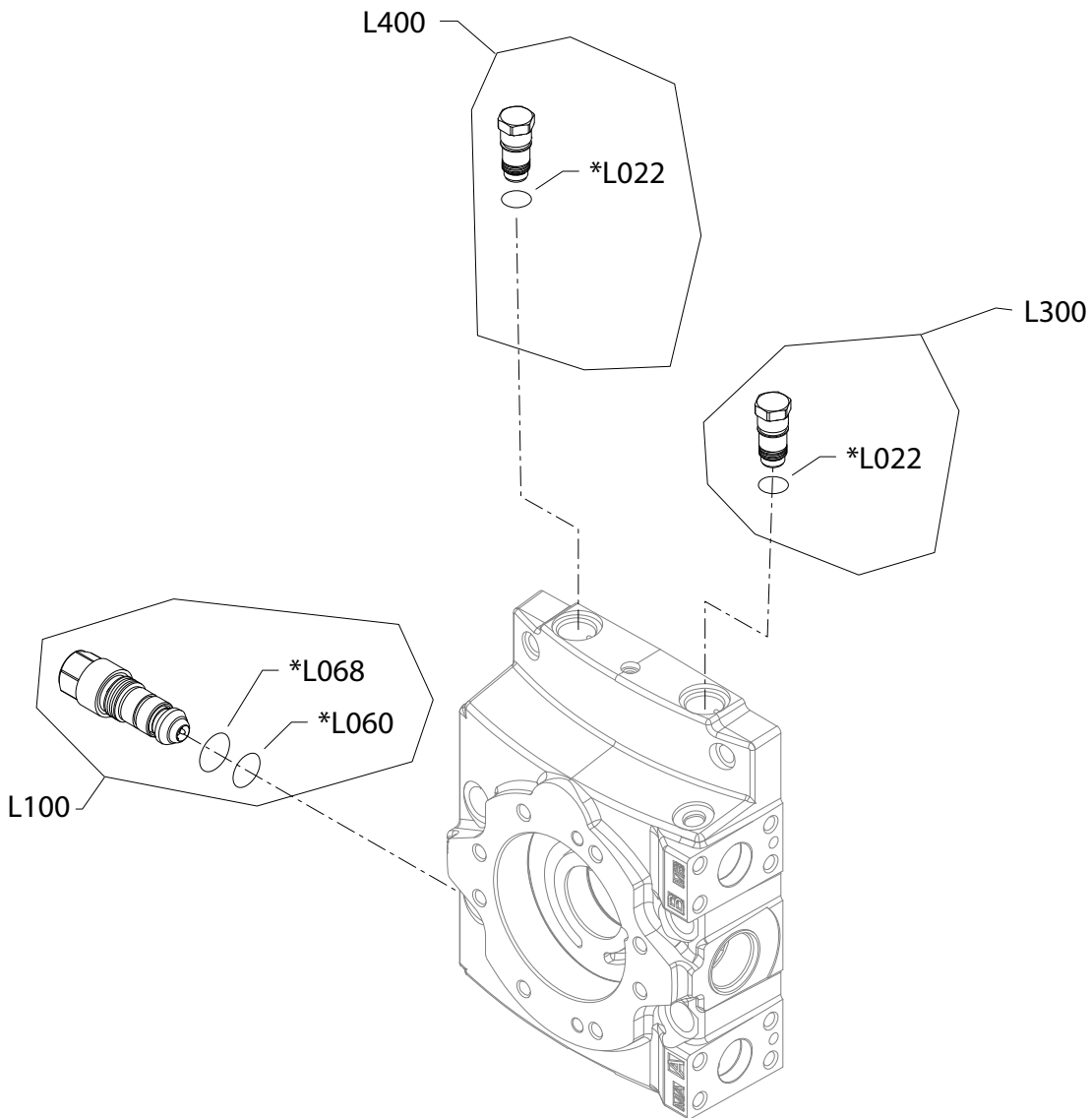
Order code: F04

L100	13-14		11049153	High pressure relief valve, 400 bar	1
------	-------	--	----------	-------------------------------------	---

High pressure setting (port A) K20-K45

Parts configuration

(K20-K45)



* Included in overhaul seal kit Q210

Common parts

Item	Date Begin	Date End	Part Number	Part Name	Qty. per Model/Kit
L022	08-10		504207	O-ring	1
L060	08-10		365023	O-ring	1
L068	08-10		11052201	O-ring	1
L300	08-10		11002302	Pressure limiter plug assembly, CCW rotation pump	1
L400	08-10		11002302	Pressure limiter plug assembly, CW rotation pump	1

Order code: K20

L100	08-10		11049144	High pressure relief valve, 200 bar	1
------	-------	--	----------	-------------------------------------	---

Order code: K23

L100	08-10		11049146	High pressure relief valve, 230 bar	1
------	-------	--	----------	-------------------------------------	---

Order code: K25

L100	08-10		11049147	High pressure relief valve, 250 bar	1
------	-------	--	----------	-------------------------------------	---

Order code: K28

L100	08-10		11049148	High pressure relief valve, 280 bar	1
------	-------	--	----------	-------------------------------------	---

Order code: K30

L100	08-10		11049149	High pressure relief valve, 300 bar	1
------	-------	--	----------	-------------------------------------	---

Order code: K33

L100	08-10		11049150	High pressure relief valve, 330 bar	1
------	-------	--	----------	-------------------------------------	---

Order code: K35

L100	08-10		11049151	High pressure relief valve, 350 bar	1
------	-------	--	----------	-------------------------------------	---

Order code: K38

L100	08-10		11049152	High pressure relief valve, 380 bar	1
------	-------	--	----------	-------------------------------------	---

Order code: K40

L100	08-10		11049153	High pressure relief valve, 400 bar	1
------	-------	--	----------	-------------------------------------	---

Order code: K42

L100	08-10		11049154	High pressure relief valve, 420 bar	1
------	-------	--	----------	-------------------------------------	---

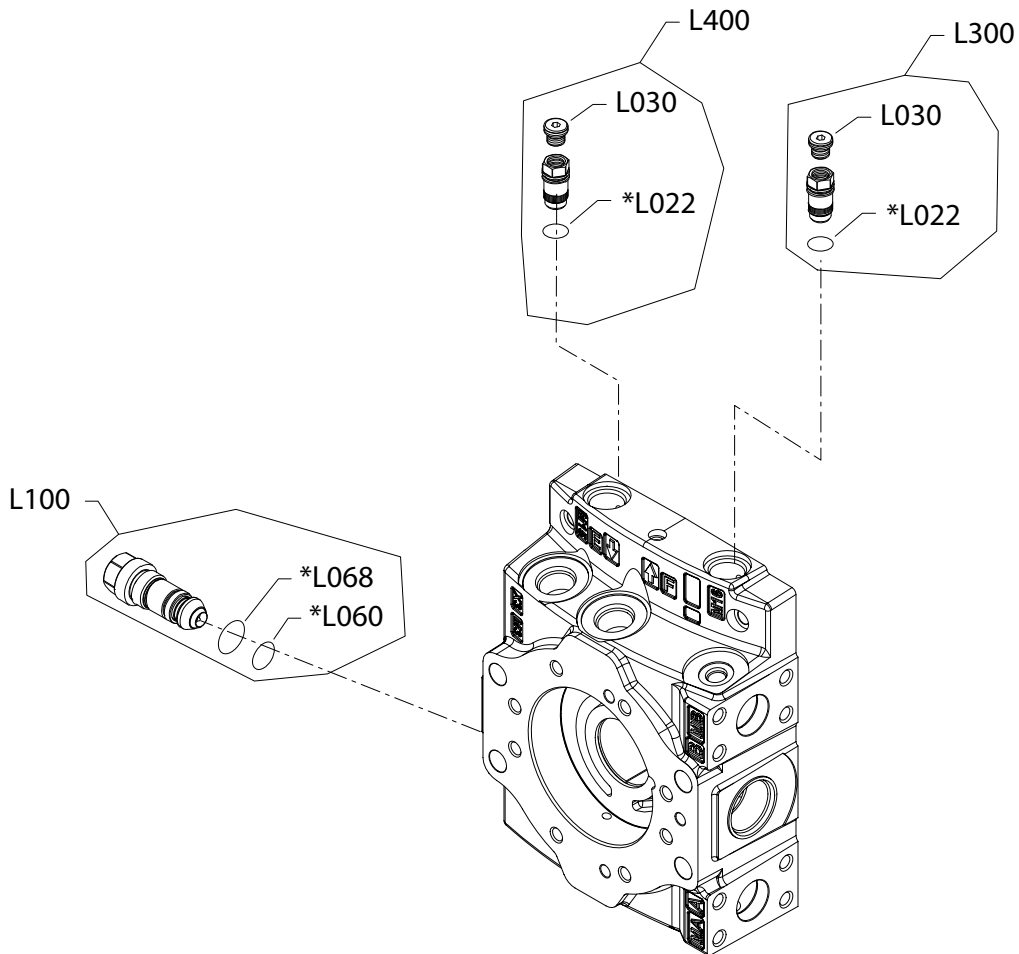
Order code: K45

L100	08-10		11049155	High pressure relief valve, 450 bar	1
------	-------	--	----------	-------------------------------------	---

H1P 115/130cc High pressure setting (port A) KDC_KWY

Parts configuration

(KDC-KWY)



 **Note**

Generic end caps shown.

* Included in overhaul seal kit Q210

Common parts

Item	Date Begin	Date End	Part Number	Part Name	Qty. per Model/Kit
L022	08-10		504207	O-ring	1
L060	08-10		365023	O-ring	1
L068	08-10		11052201	O-ring	1
L030	08-10		513443	Plug assembly	1
L300	08-10		11035112	Pressure sensor adapter assembly, CCW rotation pump	1
L400	08-10		11035112	Pressure sensor adapter assembly, CW rotation pump	1

Order code: KDC

L100	08-10		11069762	High pressure relief valve, 430 bar	1
------	-------	--	----------	-------------------------------------	---

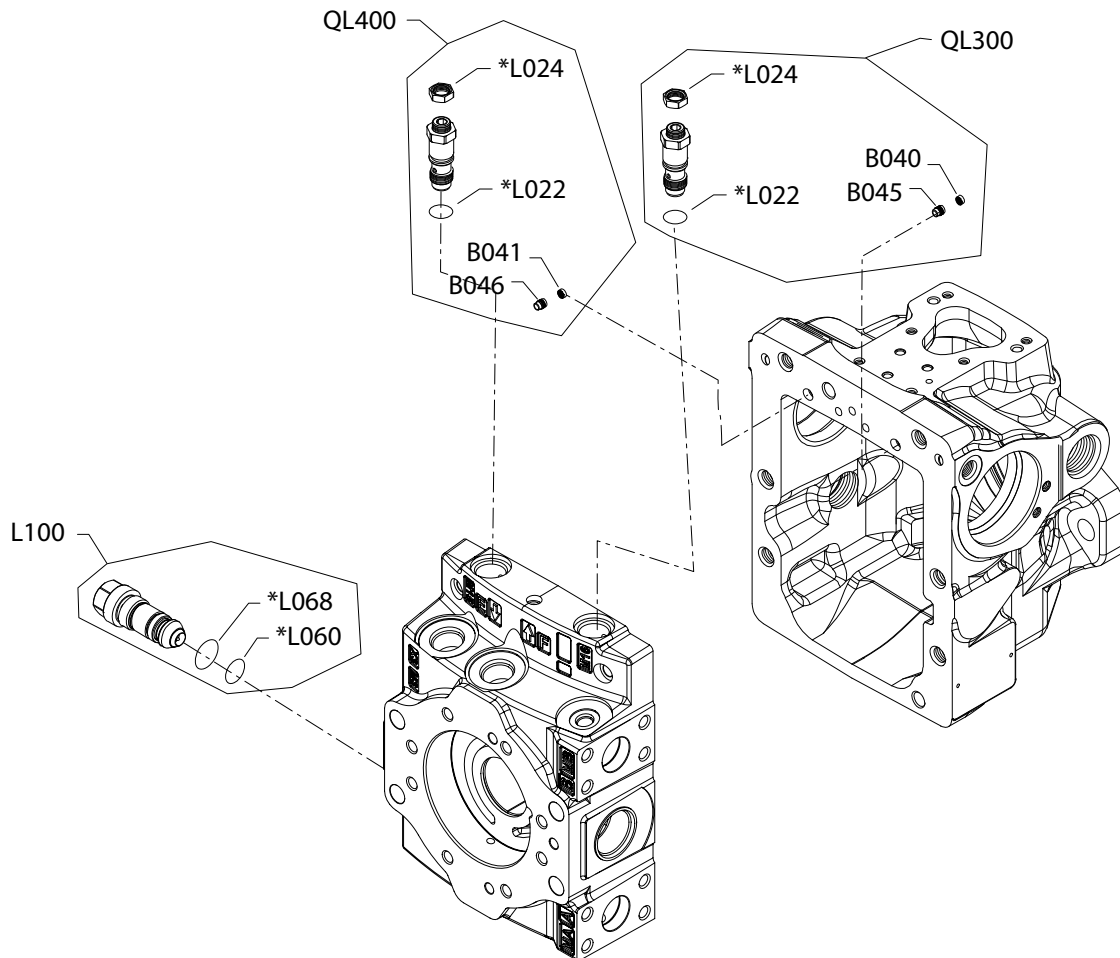
Order code: KWY

L100	08-10		11049155	High pressure relief valve, 450 bar	1
------	-------	--	----------	-------------------------------------	---

H1P High pressure setting (port A) L15-L45, LED

Parts configuration

(L15-L45, LED)



 **Note**

Generic end cap shown

* Included in overhaul seal kit Q210

Common parts

Item	Date Begin	Date End	Part Number	Part Name	Qty. per Model/Kit
B040	20-40		140967	Screen (<i>SB-2020-029</i> on page 204)	1
B041	20-40		140967	Screen (<i>SB-2020-029</i> on page 204)	1
B045	20-40		11062684	Screen retainer (<i>SB-2020-029</i> on page 204)	1
B046	20-40		11062684	Screen retainer (<i>SB-2020-029</i> on page 204)	1
L022	08-10		504207	O-ring	1
L024	08-10		336826	Seal nut	1
L060	08-10		365023	O-ring	1
L068	08-10		11052201	O-ring	1
QL300	05-18		11004709	Pressure limiter kit, adjustable, CCW rotation pump	1
QL400	05-18		11004709	Pressure limiter kit, adjustable, CW rotation pump	1

Order code: L15

L100	08-10		11049144	High pressure relief valve, 200 bar	1
------	-------	--	----------	-------------------------------------	---

Order code: L20

L100	08-10		11049147	High pressure relief valve, 250 bar	1
------	-------	--	----------	-------------------------------------	---

Order code: L23

L100	08-10		11049148	High pressure relief valve, 280 bar	1
------	-------	--	----------	-------------------------------------	---

Order code: L25

L100	08-10		11049149	High pressure relief valve, 300 bar	1
------	-------	--	----------	-------------------------------------	---

Order code: L28

L100	08-10		11049150	High pressure relief valve, 330 bar	1
------	-------	--	----------	-------------------------------------	---

Order code: L30

L100	08-10		11049151	High pressure relief valve, 350 bar	1
------	-------	--	----------	-------------------------------------	---

Order code: L33

L100	08-10		11049152	High pressure relief valve, 380 bar	1
------	-------	--	----------	-------------------------------------	---

Order code: L35

L100	08-10		11049153	High pressure relief valve, 400 bar	1
------	-------	--	----------	-------------------------------------	---

Order code: L38

L100	08-10		11049154	High pressure relief valve, 420 bar	1
------	-------	--	----------	-------------------------------------	---

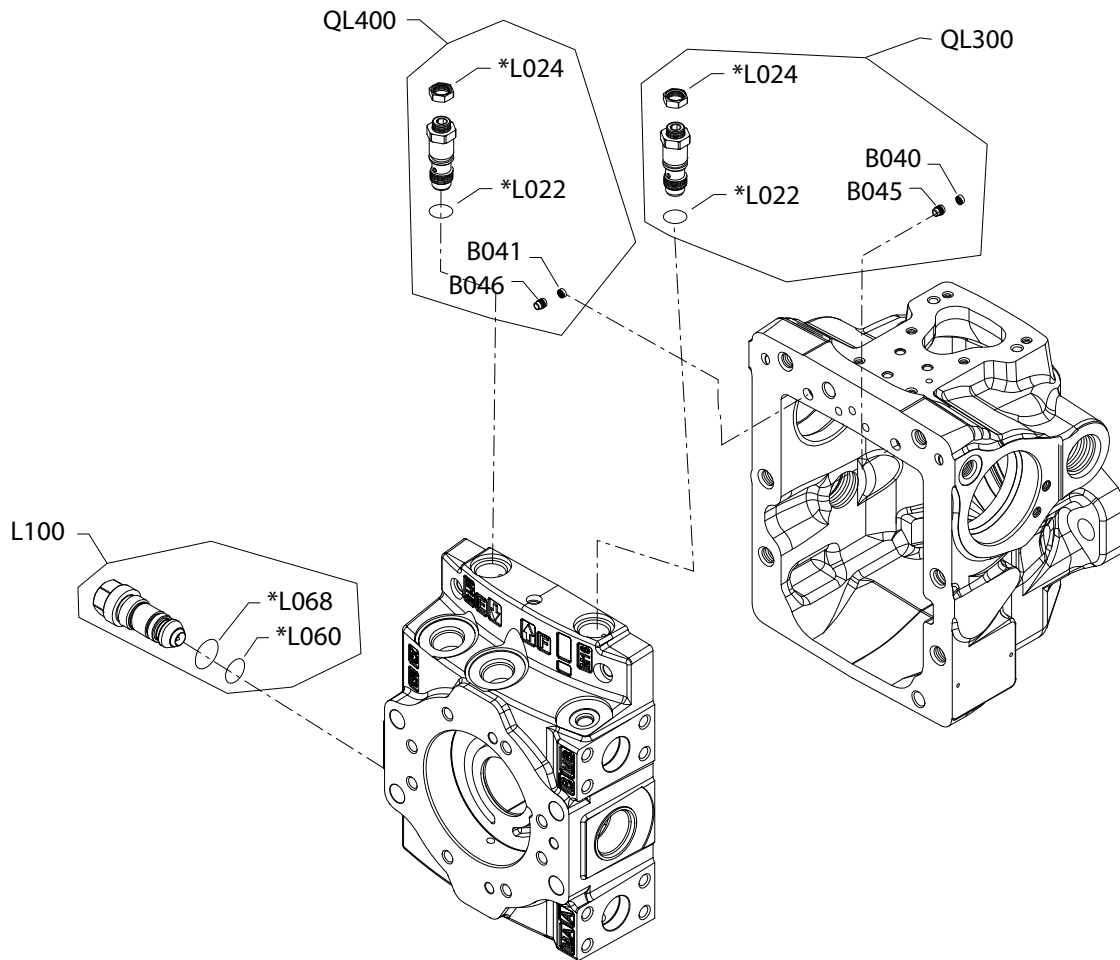


Note

Parts list continued on next 2 pages

Parts configuration

(L15-L45, LED)



 **Note**

Generic end cap shown

* Included in overhaul seal kit Q210

Common parts

Item	Date Begin	Date End	Part Number	Part Name	Qty. per Model/Kit
B040	20-40		140967	Screen (<i>SB-2020-029</i> on page 204)	1
B041	20-40		140967	Screen (<i>SB-2020-029</i> on page 204)	1
B045	20-40		11062684	Screen retainer (<i>SB-2020-029</i> on page 204)	1
B046	20-40		11062684	Screen retainer (<i>SB-2020-029</i> on page 204)	1
L022	08-10		504207	O-ring	1
L024	08-10		336826	Seal nut	1
L060	08-10		365023	O-ring	1
L068	08-10		11052201	O-ring	1
QL300	05-18		11004709	Pressure limiter kit, adjustable, CCW rotation pump	1
QL400	05-18		11004709	Pressure limiter kit, adjustable, CW rotation pump	1

Order codes: L40, L41, L42

L100	08-10		11049155	High pressure relief valve, 450 bar	1
------	-------	--	----------	-------------------------------------	---

Order code: L43, L44, L45

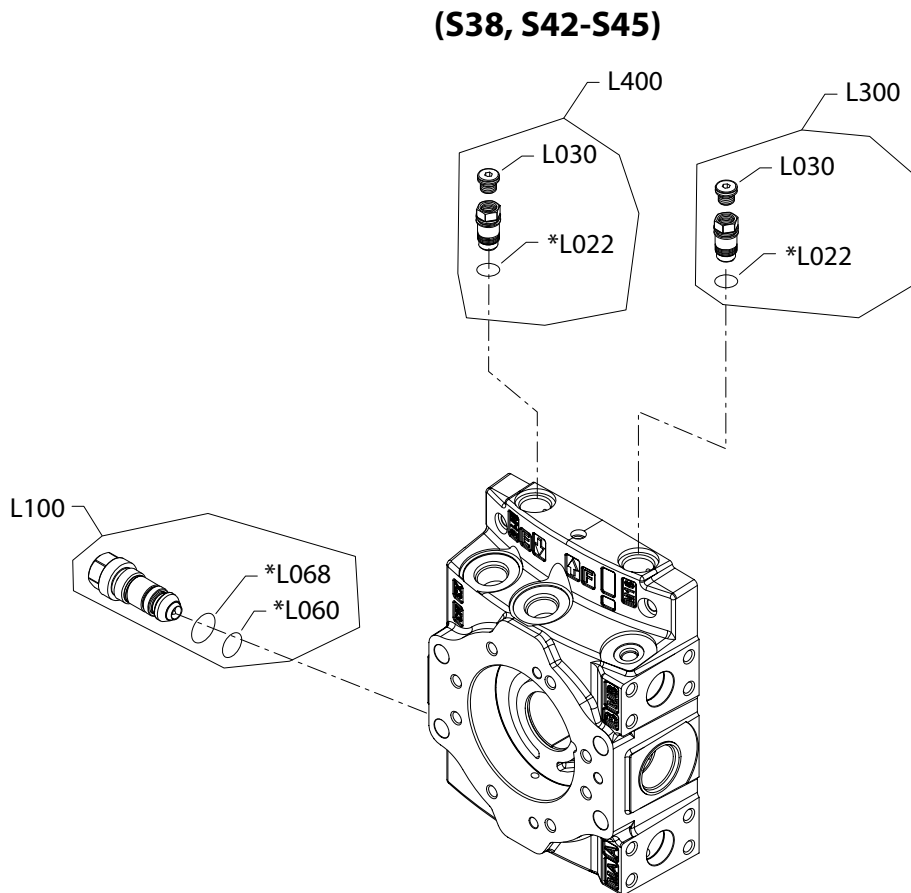
L100	08-10		11049156	High pressure relief valve, 480 bar	1
------	-------	--	----------	-------------------------------------	---

Order code: LED

L100	08-10		11106573	High pressure relief valve, 460 bar	1
------	-------	--	----------	-------------------------------------	---

H1P High pressure setting (port A) S38, S42-S45

Parts configuration



 **Note**

Generic end cap shown

* Included in overhaul seal kit Q210

Common parts

Item	Date Begin	Date End	Part Number	Part Name	Qty. per Model/Kit
L022	08-10		504207	O-ring	1
L030	12-02		140644	Plug assembly	1
L060	08-10		365023	O-ring	1
L068	08-10		11052201	O-ring	1
L300	12-02		11085422	Pressure sensor adapter, CCW rotation pump	1
L400	12-02		11085422	Pressure sensor adapter, CW rotation pump	1

Order code: S38

L100	24-05		11049152	High pressure relief valve, 380 bar	1
------	-------	--	----------	-------------------------------------	---

Order code: S42

L100	12-04		11049154	High pressure relief valve, 420 bar	1
------	-------	--	----------	-------------------------------------	---

Order code: S44

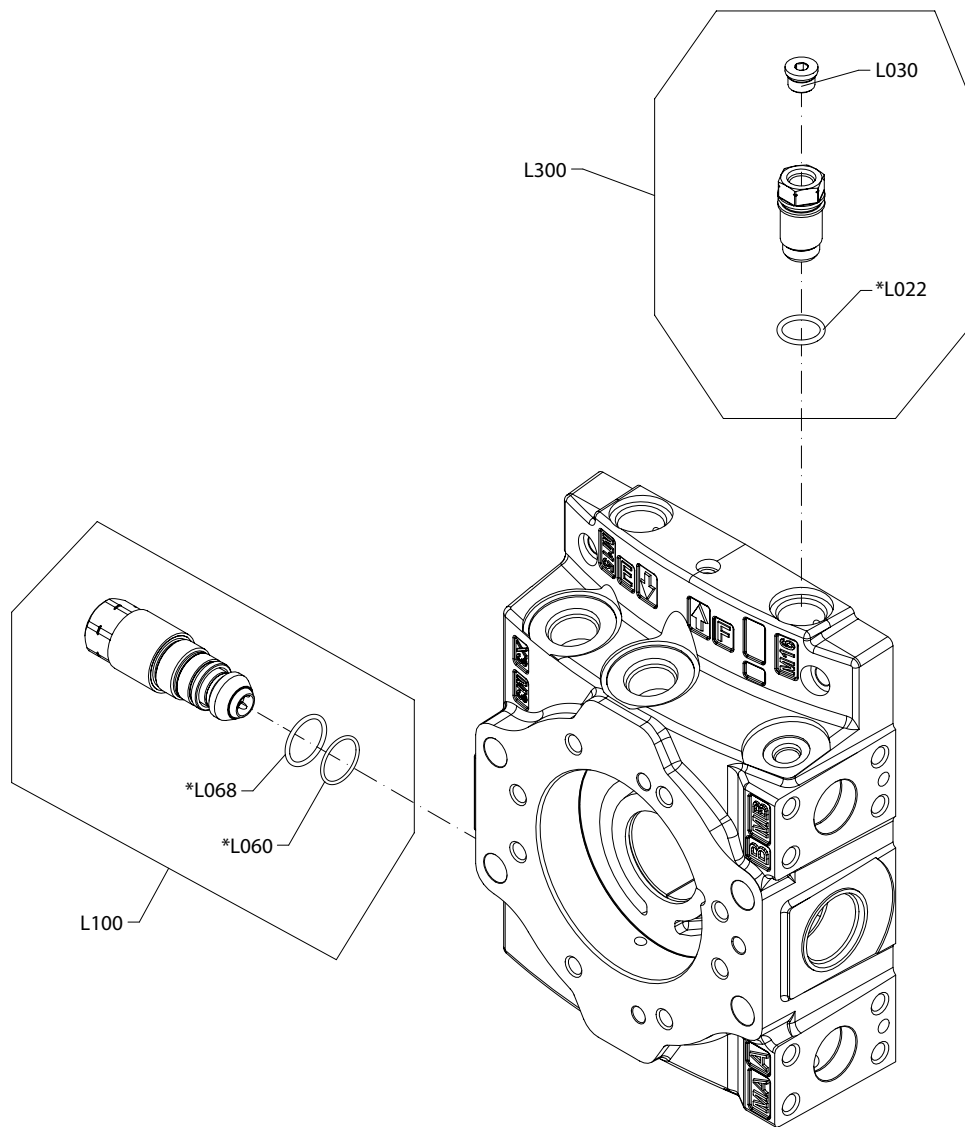
L100	12-02		11116160	High pressure relief valve, 440 bar	1
------	-------	--	----------	-------------------------------------	---

Order code: S45

L100	12-22		11049155	High pressure relief valve, 450 bar	1
------	-------	--	----------	-------------------------------------	---

H1P high pressure setting (port A) S40

Parts configuration



 **Note**

Generic endcap shown.

* Included in overhaul seal kit Q210

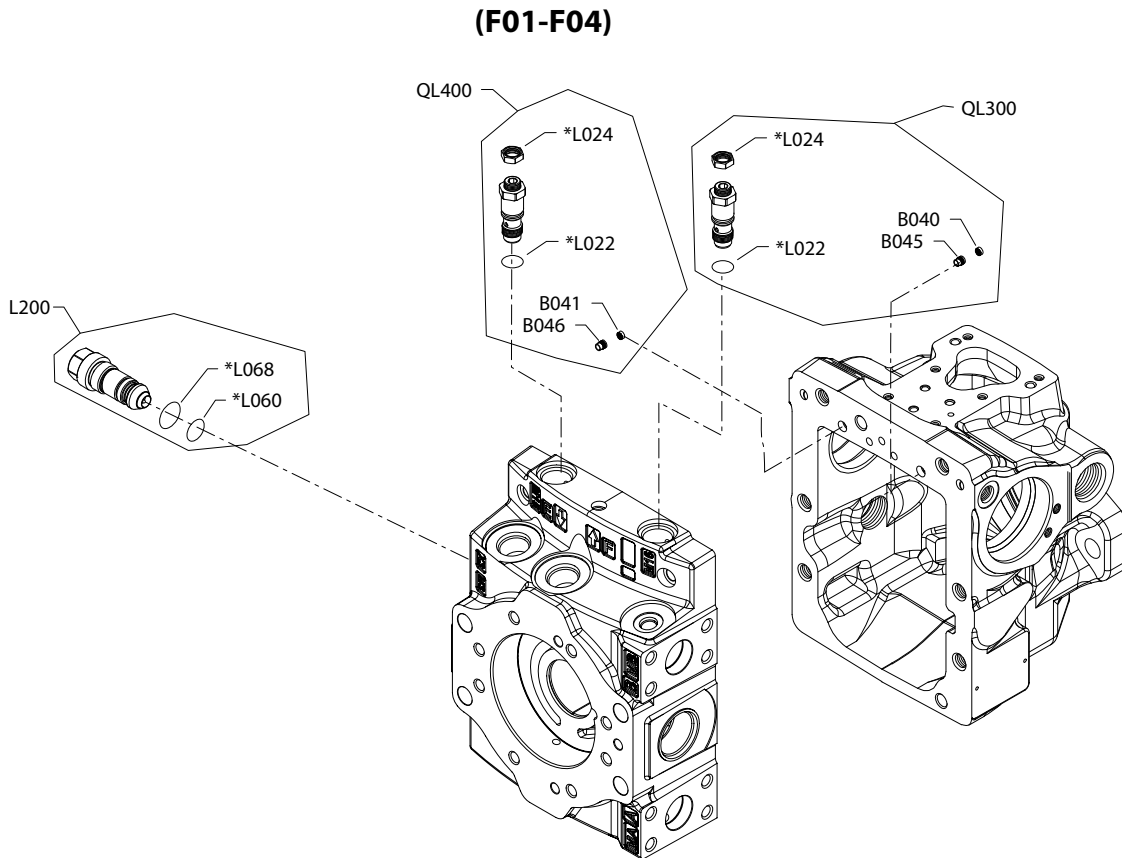
Order code: S40

Item	Date Begin	Date End	Part Number	Part Name	Qty. per Model/Kit
L022	21-11		504207	O-ring	1
L030	21-11		140644	Plug assembly	1
L060	21-11		365023	O-ring	1
L068	21-11		11052201	O-ring	1
L100	21-11		11049153	High pressure relief valve, 400 bar	1
L300	21-11		11085422	Pressure sensor adapter	1

Port B

H1P High pressure setting (port B) F01-F04

Parts configuration



 **Note**

Generic end cap shown

* Included in overhaul seal kit Q210

Common parts

Item	Date Begin	Date End	Part Number	Part Name	Qty. per Model/Kit
B040	20-40		140967	Screen (<i>SB-2020-029</i> on page 204)	1
B041	20-40		140967	Screen (<i>SB-2020-029</i> on page 204)	1
B045	20-40		11062684	Screen retainer (<i>SB-2020-029</i> on page 204)	1
B046	20-40		11062684	Screen retainer (<i>SB-2020-029</i> on page 204)	1
L022	13-14		504207	O-ring	1
L024	13-14		336826	Seal nut	1
L060	13-14		365023	O-ring	1
L068	13-14		11052201	O-ring	1
QL300	13-14		11004709	Pressure limiter kit, adjustable, CW rotation pump	1
QL400	13-14		11004709	Pressure limiter kit, adjustable, CCW rotation pump	1

Order code: F01

L200	13-14		11049147	High pressure relief valve, 250 bar	1
------	-------	--	----------	-------------------------------------	---

Order code: F02

L200	13-14		11049149	High pressure relief valve, 300 bar	1
------	-------	--	----------	-------------------------------------	---

Order code: F03

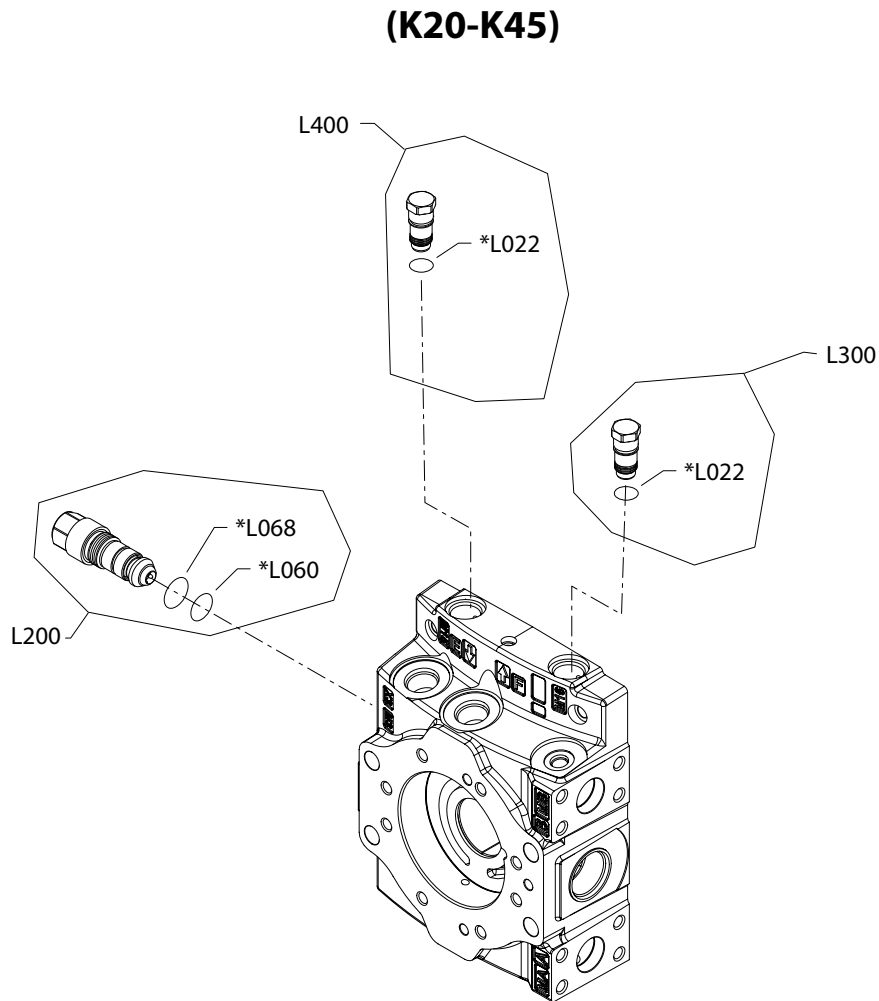
L200	13-14		11049151	High pressure relief valve, 350 bar	1
------	-------	--	----------	-------------------------------------	---

Order code: F04

L200	13-14		11049153	High pressure relief valve, 400 bar	1
------	-------	--	----------	-------------------------------------	---

H1P High pressure setting (port B) K20-K45

Parts configuration



 **Note**

Generic end cap shown

* Included in overhaul seal kit Q210

Common parts

Item	Date Begin	Date End	Part Number	Part Name	Qty. per Model/Kit
L022	08-10		504207	O-ring	1
L060	08-10		365023	O-ring	1
L068	08-10		11052201	O-ring	1
L300	08-10		11002302	Pressure limiter plug assembly, CW rotation pump	1
L400	08-10		11002302	Pressure limiter plug assembly, CCW rotation pump	1

Order code: K20

L200	08-10		11049144	High pressure relief valve, 200 bar	1
------	-------	--	----------	-------------------------------------	---

Order code: K23

L200	08-10		11049146	High pressure relief valve, 230 bar	1
------	-------	--	----------	-------------------------------------	---

Order code: K25

L200	08-10		11049147	High pressure relief valve, 250 bar	1
------	-------	--	----------	-------------------------------------	---

Order code: K28

L200	08-10		11049148	High pressure relief valve, 280 bar	1
------	-------	--	----------	-------------------------------------	---

Order code: K30

L200	08-10		11049149	High pressure relief valve, 300 bar	1
------	-------	--	----------	-------------------------------------	---

Order code: K33

L200	08-10		11049150	High pressure relief valve, 330 bar	1
------	-------	--	----------	-------------------------------------	---

Order code: K35

L200	08-10		11049151	High pressure relief valve, 350 bar	1
------	-------	--	----------	-------------------------------------	---

Order code: K38

L200	08-10		11049152	High pressure relief valve, 380 bar	1
------	-------	--	----------	-------------------------------------	---

Order code: K40

L200	08-10		11049153	High pressure relief valve, 400 bar	1
------	-------	--	----------	-------------------------------------	---

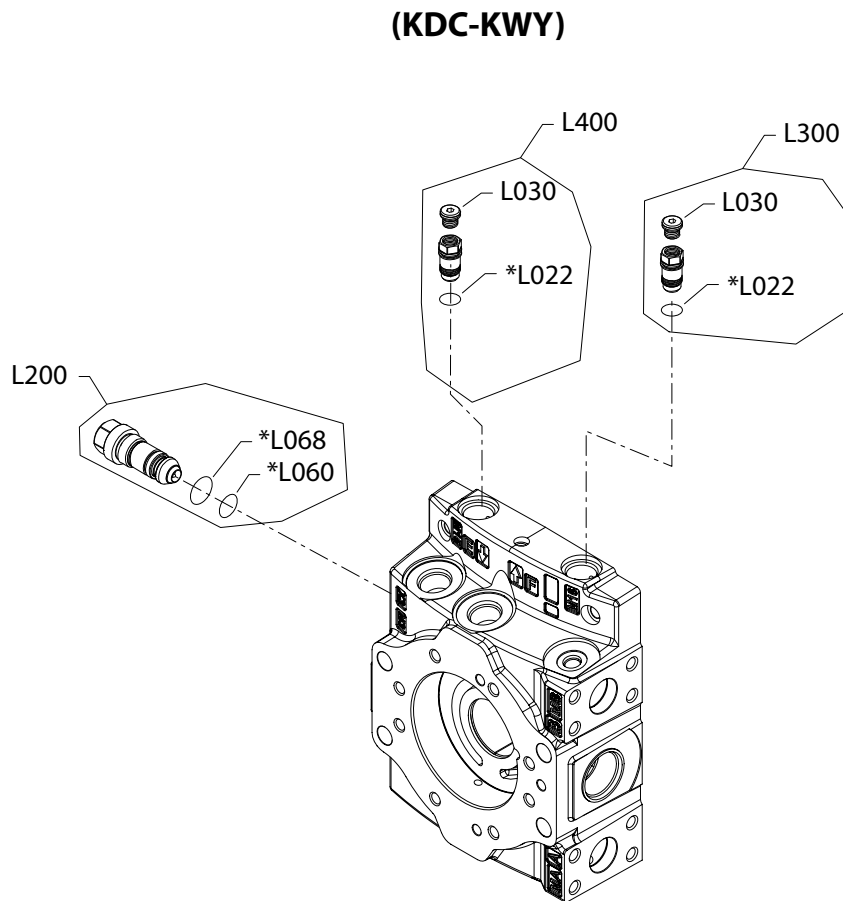
Order code: K42

L200	08-10		11049154	High pressure relief valve, 420 bar	1
------	-------	--	----------	-------------------------------------	---

Order code: K45

L200	08-10		11049155	High pressure relief valve, 450 bar	1
------	-------	--	----------	-------------------------------------	---

High pressure setting (port B) KDC-KWY



 **Note**

Generic end cap shown

* Included in overhaul seal kit Q210

Common parts

Item	Date Begin	Date End	Part Number	Part Name	Qty. per Model/Kit
L022	08-10		504207	O-ring	1
L030	08-10		513443	Plug assembly	1
L060	08-10		365023	O-ring	1
L068	08-10		11052201	O-ring	1
L300	08-10		11035112	Pressure limiter plug assembly, CW rotation pump	1
L400	08-10		11035112	Pressure limiter plug assembly, CCW rotation pump	1

Order code: KDC

L200	08-10		11069762	High pressure relief valve, 430 bar	1
------	-------	--	----------	-------------------------------------	---

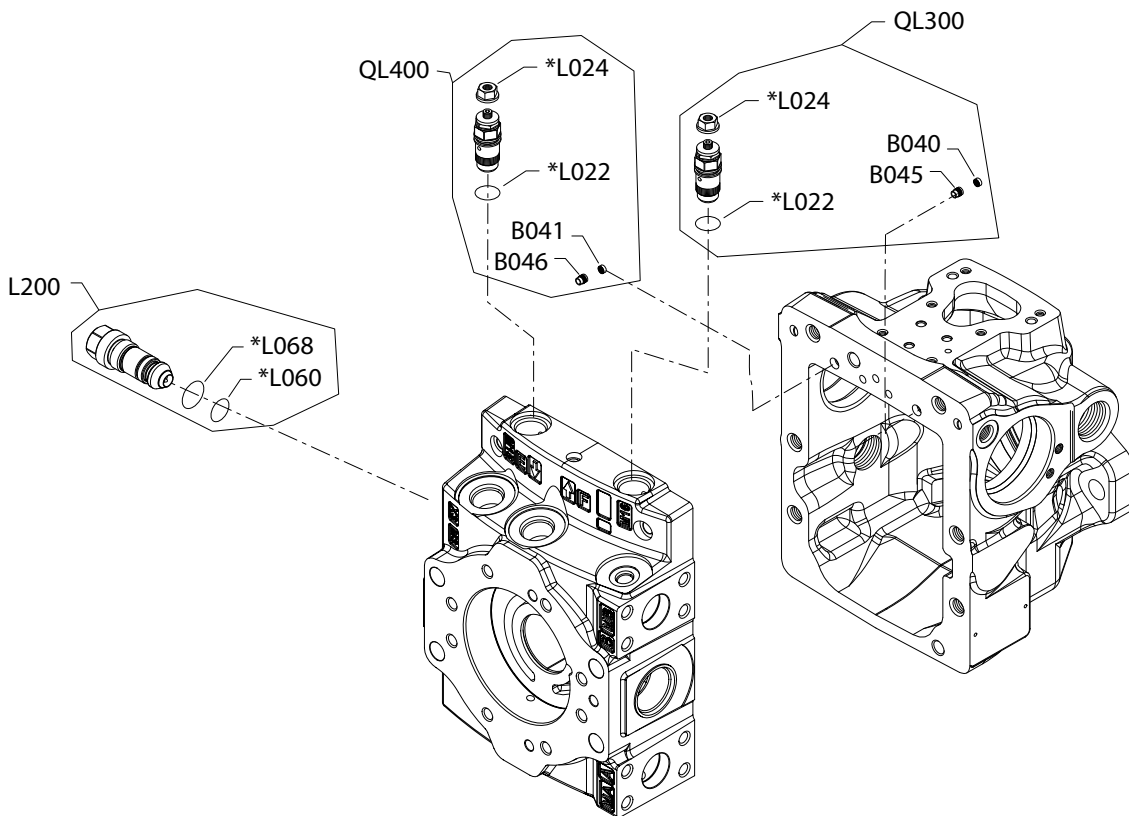
Order code: KWY

L200	08-10		11049155	High pressure relief valve, 450 bar	1
------	-------	--	----------	-------------------------------------	---

H1P High pressure setting (port B) L15-L45, LED

Parts configuration

(L15-L45, LED)



Note

Generic end cap shown

- * Included in overhaul seal kit Q210

Common parts

Item	Date Begin	Date End	Part Number	Part Name	Qty. per Model/Kit
B040	20-40		140967	Screen (<i>SB-2020-029</i> on page 204)	1
B041	20-40		140967	Screen (<i>SB-2020-029</i> on page 204)	1
B045	20-40		11062684	Screen retainer (<i>SB-2020-029</i> on page 204)	1
B046	20-40		11062684	Screen retainer (<i>SB-2020-029</i> on page 204)	1
L022	08-10		504207	O-ring	1
L024	08-10		336826	Seal nut	1
L060	08-10		365023	O-ring	1
L068	08-10		11052201	O-ring	1
QL300	08-10		11004709	Pressure limiter kit, adjustable, CW rotation pump	1
QL400	08-10		11004709	Pressure limiter kit, adjustable, CCW rotation pump	1

Order code: L15

L200	08-10		11049144	High pressure relief valve, 200 bar	1
------	-------	--	----------	-------------------------------------	---

Order code: L20

L200	08-10		11049147	High pressure relief valve, 250 bar	1
------	-------	--	----------	-------------------------------------	---

Order code: L23

L200	08-10		11049148	High pressure relief valve, 280 bar	1
------	-------	--	----------	-------------------------------------	---

Order code: L25

L200	08-10		11049149	High pressure relief valve, 300 bar	1
------	-------	--	----------	-------------------------------------	---

Order code: L28

L200	08-10		11049150	High pressure relief valve, 330 bar	1
------	-------	--	----------	-------------------------------------	---

Order code: L30

L200	08-10		11049151	High pressure relief valve, 350 bar	1
------	-------	--	----------	-------------------------------------	---

Order code: L33

L200	08-10		11049152	High pressure relief valve, 380 bar	1
------	-------	--	----------	-------------------------------------	---

Order code: L35

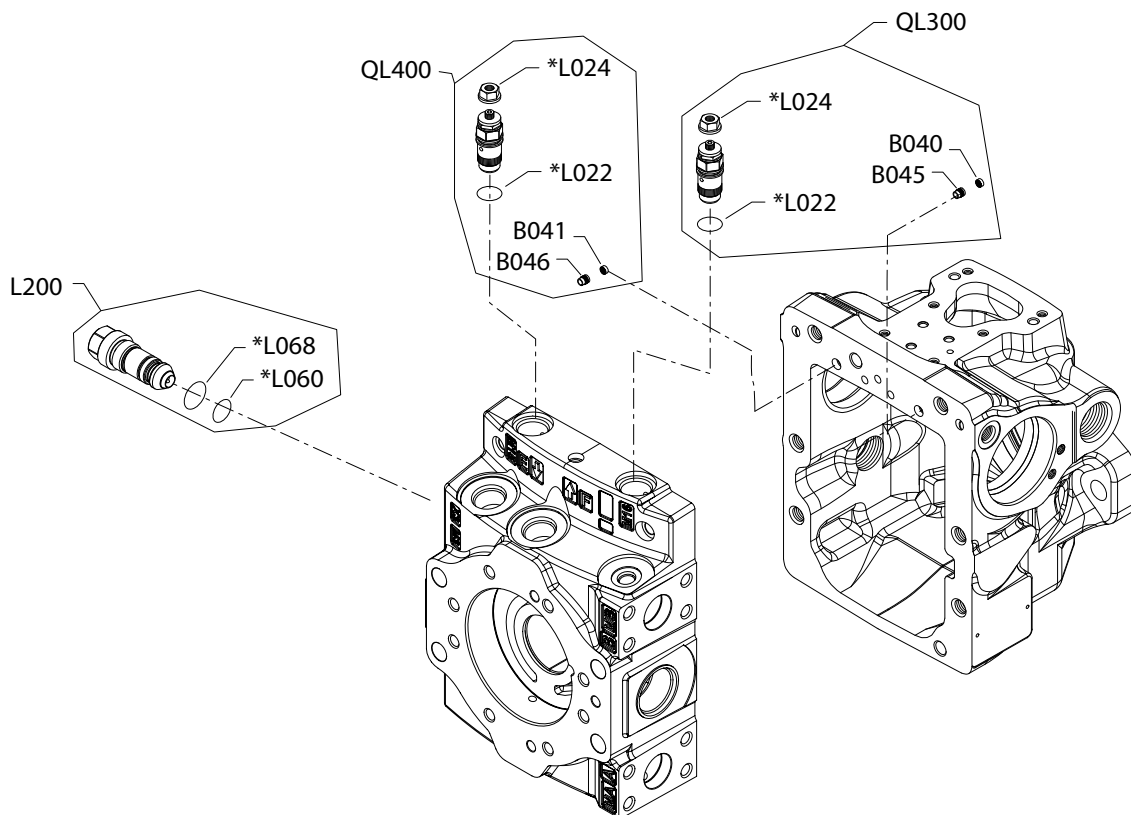
L200	08-10		11049153	High pressure relief valve, 400 bar	1
------	-------	--	----------	-------------------------------------	---

Order code: L38

L200	08-10		11049154	High pressure relief valve, 420 bar	1
------	-------	--	----------	-------------------------------------	---

Parts configuration

(L15-L45, LED)



 **Note**

Generic end cap shown

- * Included in overhaul seal kit Q210

Common parts

Item	Date Begin	Date End	Part Number	Part Name	Qty. per Model/Kit
B040	20-40		140967	Screen (SB-2020-029 on page 204)	1
B041	20-40		140967	Screen (SB-2020-029 on page 204)	1
B045	20-40		11062684	Screen retainer (SB-2020-029 on page 204)	1
B046	20-40		11062684	Screen retainer (SB-2020-029 on page 204)	1
L022	08-10		504207	O-ring	1
L024	08-10		336826	Seal nut	1
L060	08-10		365023	O-ring	1
L068	08-10		11052201	O-ring	1
QL300	08-10		11004709	Pressure limiter kit, adjustable, CW rotation pump	1
QL400	08-10		11004709	Pressure limiter kit, adjustable, CCW rotation pump	1

Order code: L40, L41, L42

L200	08-10		11049155	High pressure relief valve, 450 bar	1
------	-------	--	----------	-------------------------------------	---

Order code: L43, L44, L45

L200	08-10		11049156	High pressure relief valve, 480 bar	1
------	-------	--	----------	-------------------------------------	---

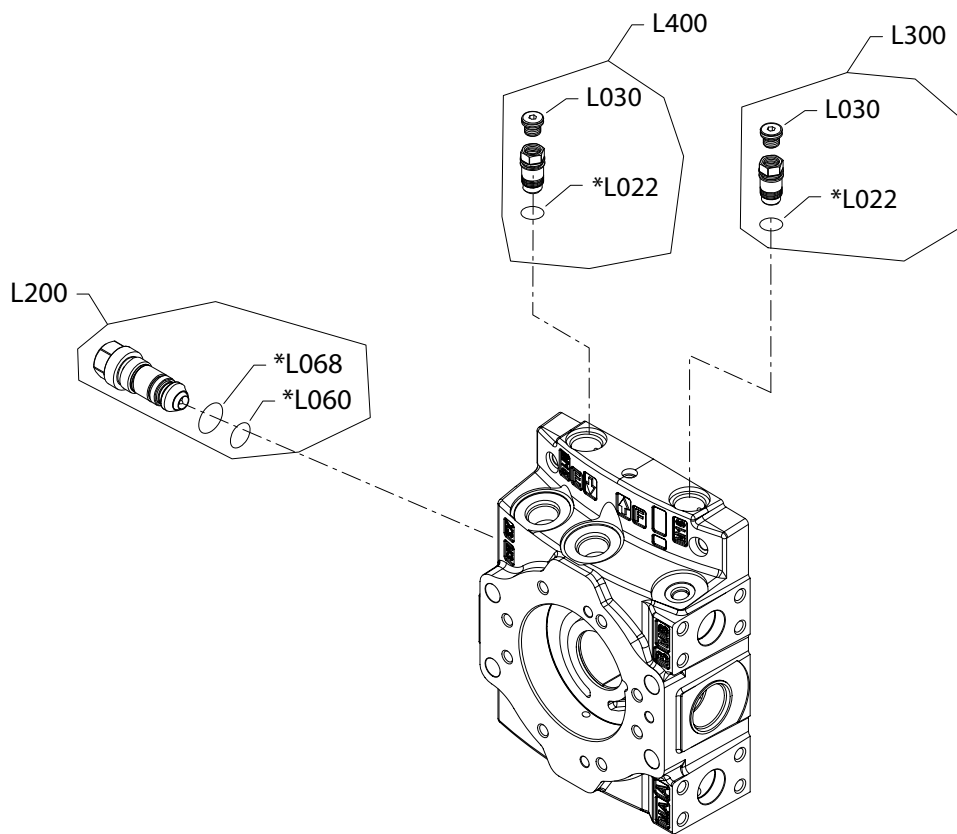
Order code: LED

L200	08-10		11106573	High pressure relief valve, 460 bar	1
------	-------	--	----------	-------------------------------------	---

High pressure setting S38, S42-S45

Parts configuration

(S38, S42-S45)



Note

Generic end cap shown

* Included in overhaul seal kit Q210

Common parts

Item	Date Begin	Date End	Part Number	Part Name	Qty. per Model/Kit
L022	08-10		504207	O-ring	1
L030	12-02		140644	Plug assembly	1
L060	08-10		365023	O-ring	1
L068	08-10		11052201	O-ring	1
L300	12-02		11085422	Pressure sensor adapter, CW rotation pump	1
L400	12-02		11085422	Pressure sensor adapter, CCW rotation pump	1

Order code: S38

L200	24-05		11049152	High pressure relief valve, 380 bar	1
------	-------	--	----------	-------------------------------------	---

Order code: S42

L200	12-04		11049154	High pressure relief valve, 420 bar	1
------	-------	--	----------	-------------------------------------	---

Order code: S44

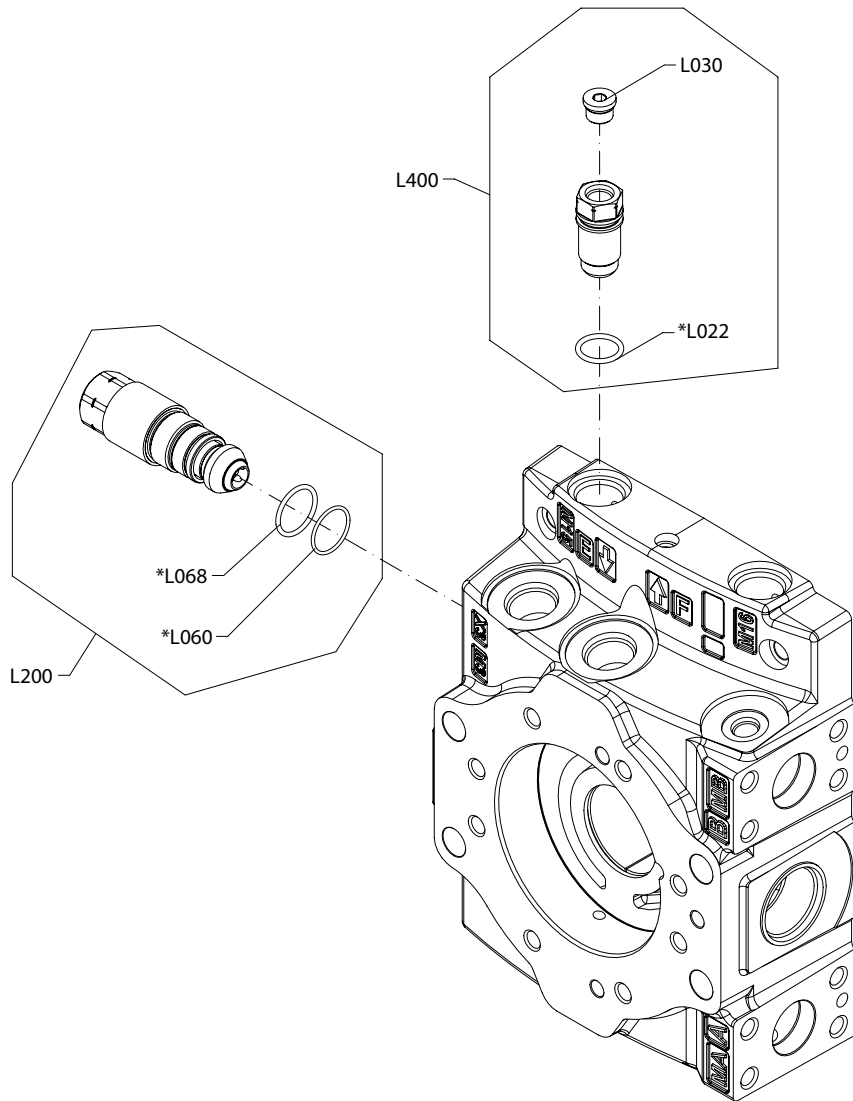
L200	12-02		11116160	High pressure relief valve, 440 bar	1
------	-------	--	----------	-------------------------------------	---

Order code: S45

L200	12-22		11049155	High pressure relief valve, 450 bar	1
------	-------	--	----------	-------------------------------------	---

H1P high pressure setting (port B) S40

Parts configuration



 **Note**

Generic endcap shown.

* Included in overhaul seal kit Q210

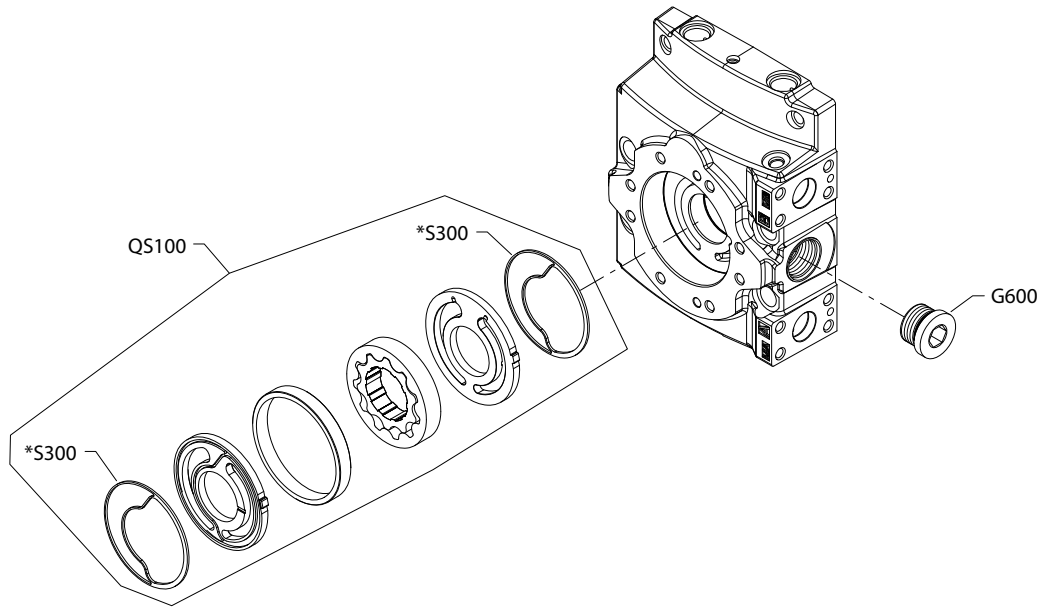
Order code: S40

Item	Date Begin	Date End	Part Number	Part Name	Qty. per Model/Kit
L022	21-11		504207	O-ring	1
L030	21-11		140644	Plug assembly	1
L060	21-11		365023	O-ring	1
L068	21-11		11052201	O-ring	1
L200	21-11		11049153	High pressure relief valve, 400 bar	1
L400	21-11		11085422	Pressure sensor adapter	1

Charge pump

H1P charge pump

Parts configuration



 **Note**

Option N is available in SAE and metric configurations. Please order accordingly.

* Included in overhaul seal kit Q210

Order code: A

Item	Date Begin	Date End	Part Number	Part Name	Qty. per Model/Kit
QS100	10-08		11075695	Charge pump kit, 26cc (<i>SB-2011-022</i> on page 188)	1
S300	08-10		11126778	Seal ring (<i>SB-2013-019</i> on page 193)	2

Order code: L

QS100	10-08		11069135	Charge pump kit, 34cc (<i>SB-2011-022</i> on page 188)	1
S300	08-10		11126778	Seal ring (<i>SB-2013-019</i> on page 193)	2

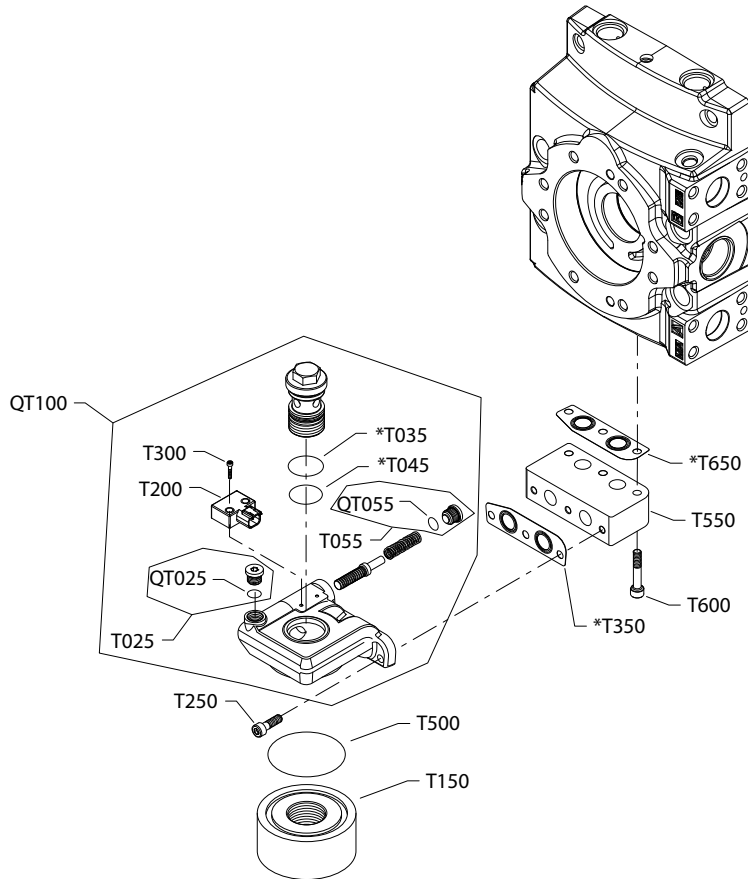
Order code: N

G600	10-15		676734 (9005110-9500)	Plug assembly	1
G600	16-09		11164205	Plug assembly, M42 (metric)	1

Filtration

H1P filtration C

Parts configuration



Note

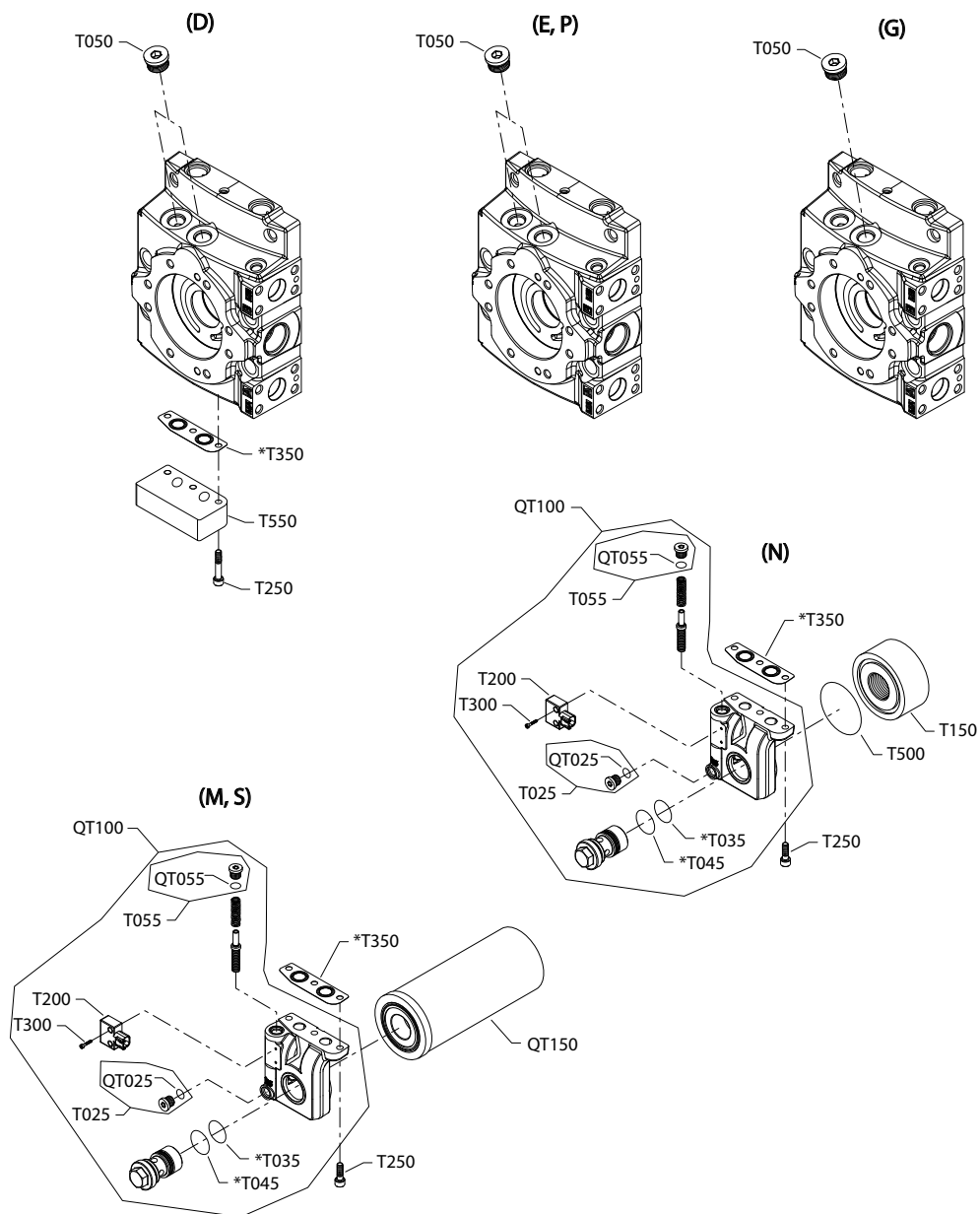
Generic end cap shown

* Included in overhaul seal kit Q210

Order code: C

Item	Date Begin	Date End	Part Number	Part Name	Qty. per Model/Kit
T025	08-10		141269	Plug assembly	1
T035	08-10		761148	O-ring	1
T045	08-10		314500 (9004100-1250)	O-ring	1
T055	08-10		141269	Plug assembly	1
QT100	08-10		11127352	Pressure filter adapter assembly	1
T150	08-10		11190584	Cover	1
T200	08-10		11031852	Filtration sensor (<i>SB-2007-052</i> on page 182)	1
T250	08-10		11128665	Screw, M8 x 25	3
T300	08-10		140560	Screw, M3 x 16	2
T350	08-10		140737	Filter adapter gasket	1
T500	08-10		000943 (9004100-2300)	O-ring	1
T550	08-10		11008273	Adapter plate	1
T600	08-10		376624	Screw, M8 x 45	3
T650	08-10		140737	Gasket	1

115/130 H1P filtration D-S



 **Note**

Generic end caps shown

* Included in overhaul seal kit Q210

Order code: D

Item	Date Begin	Date End	Part Number	Part Name	Qty. per Model/Kit
T050	09-43		664524 (9005110-9000)	Plug assembly	2
T250	09-43		092106	Screw	3
T350	09-43		140737	Filter adapter gasket	1
T550	09-43		11074118	Adapter plate	1

Order code: E

T050	09-43		664524 (9005110-9000)	Plug assembly	2
------	-------	--	-----------------------	---------------	---

Order code: G

T050	09-43		664524 (9005110-9000)	Plug assembly	1
------	-------	--	-----------------------	---------------	---

Order code: L

No parts					
----------	--	--	--	--	--

Order code: M

QT150	08-10		11004919	Filter assembly	1
T025	08-10		141269	Plug assembly	1
T035	08-10		761148	O-ring	1
T045	08-10		314500 (9004100-1250)	O-ring	1
T055	08-10		141269	Plug assembly	1
QT100	08-10		11127352	Pressure filter adapter assembly	1
T200	08-10		11031852	Filtration sensor (<i>SB-2007-052</i> on page 182)	1
T250	08-10		11128665	Screw	3
T300	08-10		140560	Screw	2
T350	08-10		140737	Filter adapter gasket	1

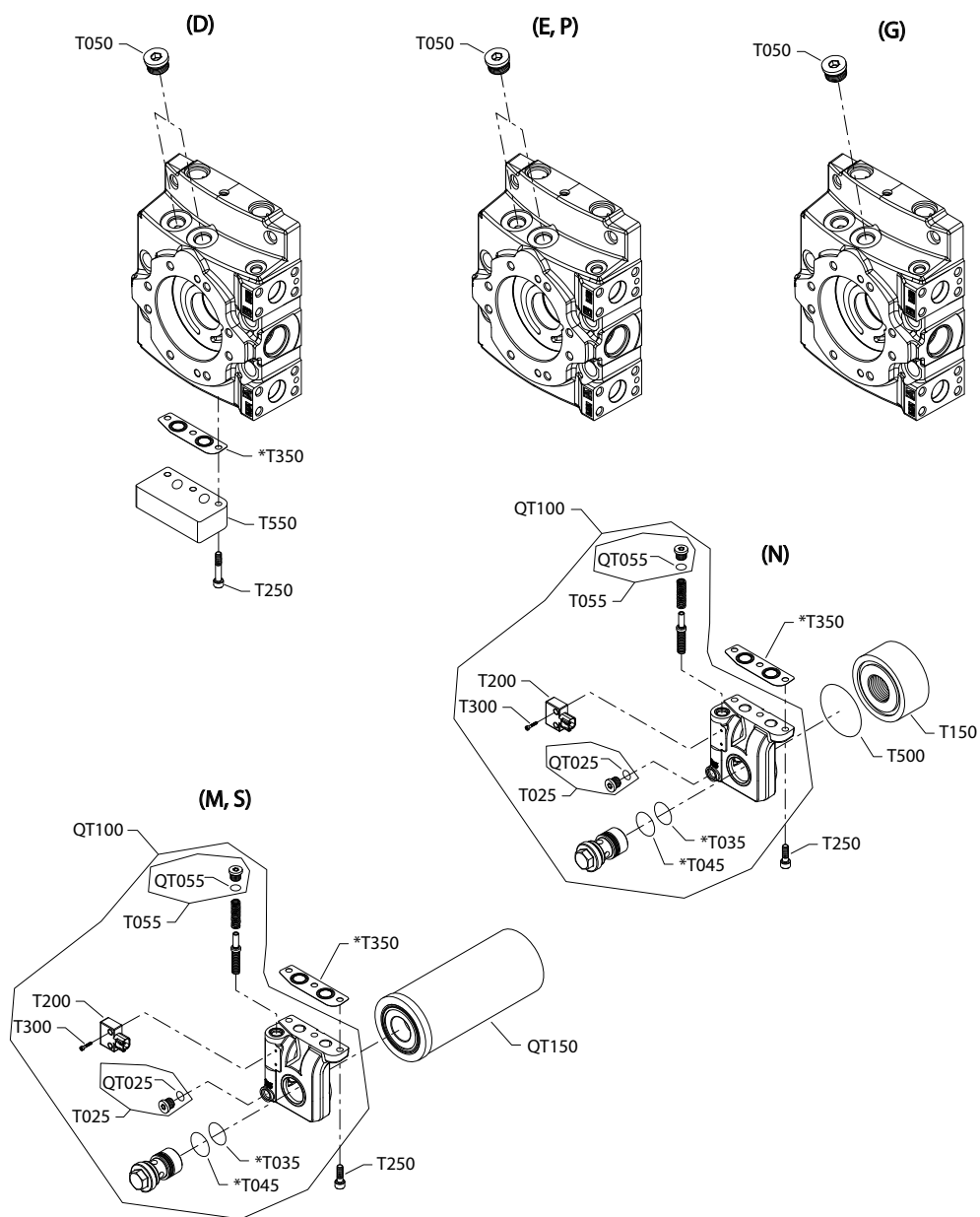
Order code: N

T025	08-47		141269	Plug assembly	1
T035	08-47		761148	O-ring	1
T045	08-47		314500 (9004100-1250)	O-ring	1
T055	08-47		141269	Plug assembly	1
QT100	08-47		11127352	Pressure filter adapter assembly	1
T150	08-47		11190584	Cover	1
T200	08-47		11031852	Filtration sensor (<i>SB-2007-052</i> on page 182)	1
T250	08-47		11128665	Screw	3
T300	08-47		140560	Screw	2
T350	08-47		140737	Filter adapter gasket	1
T500	08-47		000943 (9004100-2300)	O-ring	1

 **Note**

Parts continue to the next 2 pages

Parts configuration filtration D-S



 **Note**

Generic end caps shown

* Included in overhaul seal kit Q210

Order code: P

Item	Date Begin	Date End	Part Number	Part Name	Qty. per Model/Kit
T050	08-10		664524 (9005110-9000)	Plug assembly	2

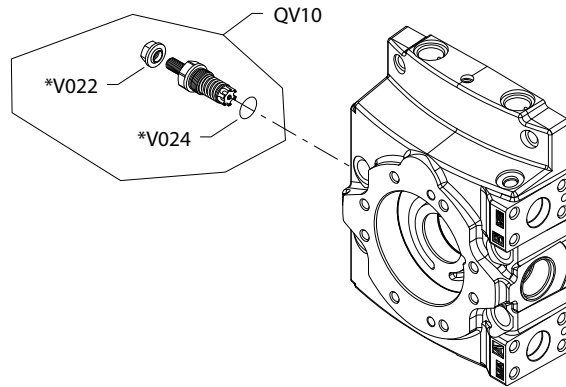
Order code: S

QT150	08-10		11004919	Filter assembly	1
T025	08-10		141269	Plug assembly	1
T035	08-10		761148	O-ring	1
T045	08-10		314500 (9004100-1250)	O-ring	1
T055	08-10		141269	Plug assembly	1
QT100	08-10		11230401	Pressure filter adapter assembly	1
T200	08-10		11031853	Filtration sensor (<i>SB-2007-052</i> on page 182)	1
T250	08-10		11128665	Screw	3
T300	08-10		140560	Screw	2
T350	08-10		140737	Filter adapter gasket	1

Charge pressure relief and ISL settings

H1P 115/130cc charge pressure relief 14-40

Parts configuration



 **Note**

Generic end caps shown

* Included in overhaul seal kit Q210

Order code: 14-22

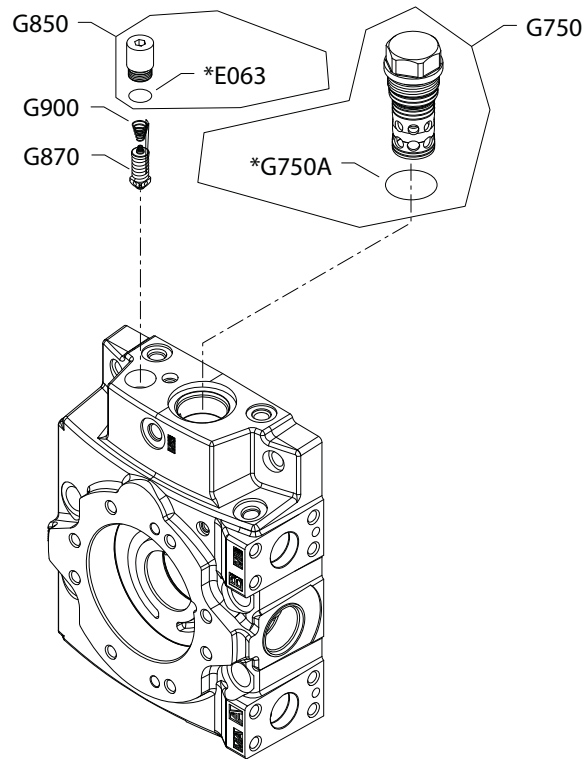
Item	Date Begin	Date End	Part Number	Part Name	Qty. per Model/Kit
QV10	15-04		11137578	Charge relief valve kit (<i>SB-2016-004</i> on page 196)	1
QV10	08-10	15-03	11004711	Charge relief valve kit	1
V022	15-04		066159	Seal nut, M12 (<i>SB-2016-004</i> on page 196)	1
V022	08-10	15-03	612291 (9003508-0008)	Seal nut, M8	1
V024	08-10		001149 (9004201-6200)	O-ring	1

Order code: 24-40

QV10	15-04		11137579	Charge relief valve kit (<i>SB-2016-004</i> on page 196)	1
QV10	08-10	15-03	11017127	Charge relief valve kit	1
V022	15-04		066159	Seal nut, M12 (<i>SB-2016-004</i> on page 196)	1
V022	08-10	15-03	612291 (9003508-0008)	Seal nut, M8	1
V024	08-10		001149 (9004201-6200)	O-ring	1

H1P 115/130cc ISL setting A01-G23

Parts configuration



 **Note**

Generic control shown

* Included in overhaul seal kit Q210

Order code: A02 and G14

Item	Date Begin	Date End	Part Number	Part Name	Qty. per Model/Kit
G750	08-10		11137759	ISL valve assembly, 5.5	1
G750A	08-10		140866	O-ring	1
G850	08-10		11126727	Plug assembly	1
E063	08-10		001131 (9004201-5000)	O-ring	1
G870	08-10		3103375-0140	SCR valve assembly, 140 bar [2030 psi]	1
G900	08-10		4800780	Spring	1

Order code: G16

G750	14-32		11145639	ISL valve assembly, 4.4	1
G750A	14-32		140866	O-ring	1
G850	14-32		11126727	Plug assembly	1
E063	14-32		001131 (9004201-5000)	O-ring	1
G870	14-32		3103375-0160	SCR valve assembly, 160 bar [2320 psi]	1
G900	14-32		4800780	Spring	1

Order code: G18

G750	08-10		11137759	ISL valve assembly, 5.5	1
G750A	08-10		140866	O-ring	1
G850	08-10		11126727	Plug assembly	1
E063	08-10		001131 (9004201-5000)	O-ring	1
G870	08-10		3103375-0175	SCR valve assembly, 175 bar [2538 psi]	1
G900	08-10		4800780	Spring	1

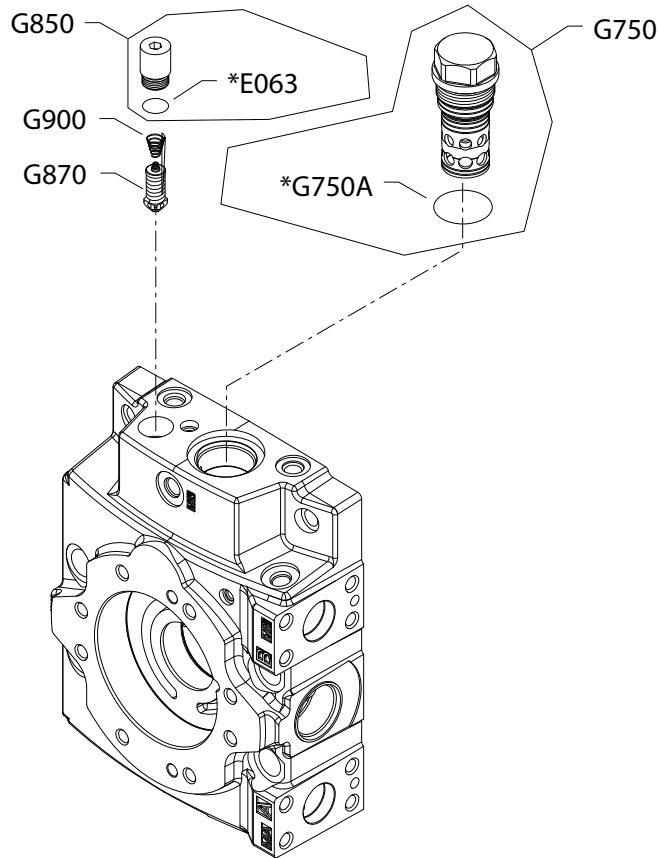
Order code: G21

G750	08-10		11137759	ISL valve assembly, 5.5	1
G750A	08-10		140866	O-ring	1
G850	08-10		11126727	Plug assembly	1
E063	08-10		001131 (9004201-5000)	O-ring	1
G870	08-10		3103375-0210	SCR valve assembly, 210 bar [3045 psi]	1
G900	08-10		4800780	Spring	1

Order code: G23

G750	08-10		11137759	ISL valve assembly, 5.5	1
G750A	08-10		140866	O-ring	1
G850	08-10		11126727	Plug assembly	1
E063	08-10		001131 (9004201-5000)	O-ring	1
G870	08-10		3103375-0230	SCR valve assembly, 230 bar [3335 psi]	1
G900	08-10		4800780	Spring	1

H1P 115/130cc ISL setting G25-Y4E



 **Note**

Generic end cap shown

* Included in overhaul seal kit Q210

Order code: G25

Item	Date Begin	Date End	Part Number	Part Name	Qty. per Model/Kit
G750	08-10		11137759	ISL valve assembly, 5.5	1
G750A	08-10		140866	O-ring	1
G850	08-10		11126727	Plug assembly	1
E063	08-10		001131 (9004201-5000)	O-ring	1
G870	08-10		3103375-0250	SCR valve assembly, 250 bar [3625 psi]	1
G900	08-10		4800780	Spring	1

Order code: GAA

G750	08-10		11145639	ISL valve assembly, 4.4	1
G750A	08-10		140866	O-ring	1
G850	08-10		11126727	Plug assembly	1
E063	08-10		001131 (9004201-5000)	O-ring	1
G870	08-10		3103375-0140	SCR valve assembly, 140 bar [2030 psi]	1
G900	08-10		4800780	Spring	1

Order code: GAB

G750	08-10		11145639	ISL valve assembly, 4.4	1
G750A	08-10		140866	O-ring	1
G850	08-10		11126727	Plug assembly	1
E063	08-10		001131 (9004201-5000)	O-ring	1
G870	08-10		3103375-0175	SCR valve assembly, 175 bar [2538 psi]	1
G900	08-10		4800780	Spring	1

Order code: GAC

G750	08-10		11145639	ISL valve assembly, 4.4	1
G750A	08-10		140866	O-ring	1
G850	08-10		11126727	Plug assembly	1
E063	08-10		001131 (9004201-5000)	O-ring	1
G870	08-10		3103375-0210	SCR valve assembly, 210 bar [3045 psi]	1
G900	08-10		4800780	Spring	1

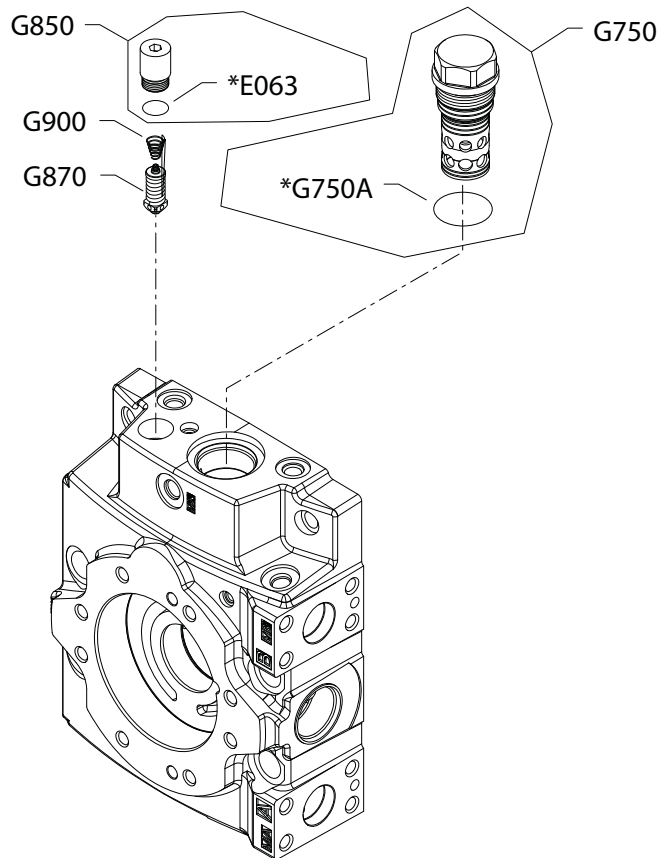
Order code: GAD

G750	08-10		11145639	ISL valve assembly, 4.4	1
G750A	08-10		140866	O-ring	1
G850	08-10		11126727	Plug assembly	1
E063	08-10		001131 (9004201-5000)	O-ring	1
G870	08-10		3103375-0230	SCR valve assembly, 230 bar [3335 psi]	1
G900	08-10		4800780	Spring	1

**Note**

Parts continue to the next 2 pages.

Parts configuration ISL setting G25-Y4E



 Note

Generic end cap shown

* Included in overhaul seal kit Q210

Order code: GAE

Item	Date Begin	Date End	Part Number	Part Name	Qty. per Model/Kit
G750	08-10		11145639	ISL valve assembly, 4.4	1
G750A	08-10		140866	O-ring	1
G850	08-10		11126727	Plug assembly	1
E063	08-10		001131 (9004201-5000)	O-ring	1
G870	08-10		3103375-0250	SCR valve assembly, 250 bar [3625 psi]	1
G900	08-10		4800780	Spring	1

Order code: GAU

G750	16-50		11137581	ISL valve assembly, 4.4	1
G750A	16-50		140866	O-ring	1
G850	16-50		11126727	Plug assembly	1
G870	16-50		11165436	SCR valve assembly, 110 bar [1595 psi]	1
G900	16-50		4800780	Spring	1

Order code: Y4E

G750	15-18		11137759	ISL valve assembly, 4.4	1
G750A	15-18		140866	O-ring	1
G850	15-18		11126727	Plug assembly	1
E063	15-18		001131 (9004201-5000)	O-ring	1
G870	15-18		3103375-0140	SCR valve assembly, 140 bar [2030 psi]	1
G900	15-18		4800780	Spring	1

Overhaul seal kit

H1P 115/130cc seal kit

Item	Date Begin	Date End	Part Number	Part Name	Qty. per Model/Kit
Q210	08-10		11178088	Overhaul seal kit, H1P 115/130cc	1
D060	08-10		612291 (9003508-0008)	Seal nut	1
D150	07-01		11227209	Control gasket (SB-2016-033 on page 199)	1
D611	07-01	21-12	11066774	O-ring (SB-2021-014 on page 205)	2
D611	21-13		11225703	O-ring	2
D612	07-01	21-12	11003126	Plug (SB-2021-014 on page 205)	2
D612	21-13		11223708	Plug	2
E020	08-10		11075557	O-ring	2
E025	08-10		11075556	Piston ring	2
E250	08-10		071845 (9004104-1510)	O-ring	2
E500	08-10		649822	Seal nut	1
E550	08-10		649822	Seal nut	1
G150	08-10		11001894	End cap gasket	1
G750A	08-10		140866	O-ring	1
E063	08-10		001131 (9004201-5000)	O-ring	1
J250	07-29		11024711	Lip seal	1
K150	10-39		11002236	Adapter seal (SB-2011-002 on page 186)	1
K150	10-39		11125012	Adapter seal	1
L022	08-10		504207	O-ring	2
L024	08-10		336826	Seal nut, M10 x 1	2
L060	08-10		365023	O-ring	2
L068	08-10		11052201	O-ring	2
QD26	08-10		11001952	O-ring	2
QD81	08-10		11059551	O-ring	1
QD81	08-10		11152257	O-ring	1
QD751	08-10		001131 (9004201-5000)	O-ring	1
QH131	08-10		11013397	O-ring	1
S300	08-10		11126778	Seal ring	2
T035	08-10		761148	O-ring	1
T045	08-10		314500 (9004100-1250)	O-ring	1
T350	08-10		140737	Filter adapter gasket	1
T650	08-10		140737	Filter adapter gasket	1
V022	10-43		066159	Seal nut, M12 (SB-2016-004 on page 196)	1
V022	08-10		612291 (9003508-0008)	Seal nut, M8	1
V024	08-10		001149 (9004201-6200)	O-ring	1

Service bulletin

SB-2006-030

Products affected

Subject

Control, servo piston and housing

Description

As a product improvement, Danfoss made changes to the H1 147 and 165cc pumps. The following parts are affected by this change; control, servo piston, and pump housing.

Control: The old control had five mounting screws and the control pilot supply screen was between the pump housing and the end cap. The new control uses six mounting screws and has the supply screen integrated into the control. The new and old controls are not interchangeable. The old control will be available for a period of time.

Pump housing: The old pump housing was designed to accept the original five screw control. The old pump housing was also machined to have the control pilot supply screen in it. The new pump housing was designed to accept the new six mounting screw control. The supply screen has been moved to the control. Also, the new pump housing was changed slightly to accept the new servo piston assembly. The new and old pump housings are not interchangeable. The old pump housing is no longer available for service.

Servo piston assembly: The servo piston assembly has new spring seats. The new servo piston assembly can be used in the new and old housings. The old servo piston assembly can only be used in the old housings. The old servo piston assembly is obsolete and no longer available for service.

Service kit: A service kit has been created to service the older models requiring a new housing. This kit includes; the new control and screws, new pump housing, new servo piston assembly, and a pump overhaul seal kit.

Models affected

All H1 147 and 165cc pumps

Serial numbers

This change became effective at serial number N-07-01-xxxxx.

Part numbers affected

Description	Old part number	New part number	Servo piston type
Housing (Class)	11005477	11019991	Nested spring assembly
Housing (standard)	11005069	According to control	Standard assembly
EDC 12V (A2) Kit	11004693	11019987	Standard assembly
EDC 24V (A3) Kit	11004695	11019988	Standard assembly
EDC 12V Mor (A4) Kit	11004697	11019989	Standard assembly
EDC 24V Mor (A5) Kit	11004699	11019990	Standard assembly
EDC 12V Corf (A6) Kit	11004701	11019991	Nested spring assembly

Description	Old part number	New part number
Servo piston assembly (standard)	140500	11005250
Servo piston assembly (nested springs)	11000580	11005249

Parts disposition

Interchangeable

SB-2007-052

Products affected

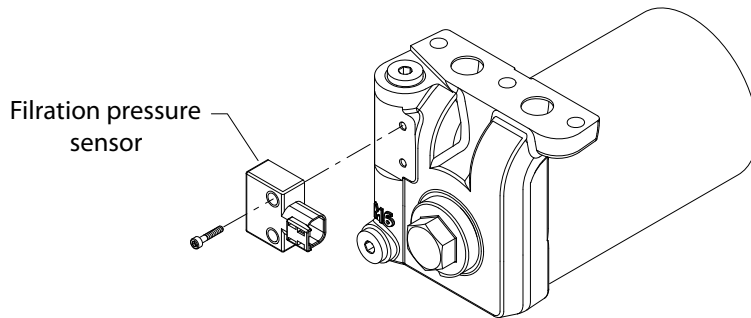
H1 pumps

Subject

Filtration pressure sensor

Description

As a product improvement, Danfoss has changed the filtration pressure sensor. The new filtration pressure sensor is completely interchangeable with the old sensor. The old sensor will be obsoleted.



Models affected

All H1 pumps with an "M" or "S" filtration option

Serial numbers affected

This change became effective at serial number N-07-43-xxxxx

Part numbers affected

Description	Old part number	new part number
Filtration sensor position	140355	11031852
Filtration sensor position	11000357	11031853

Parts disposition

Interchangeable, use parts in stock

SB-2009-046

Products affected

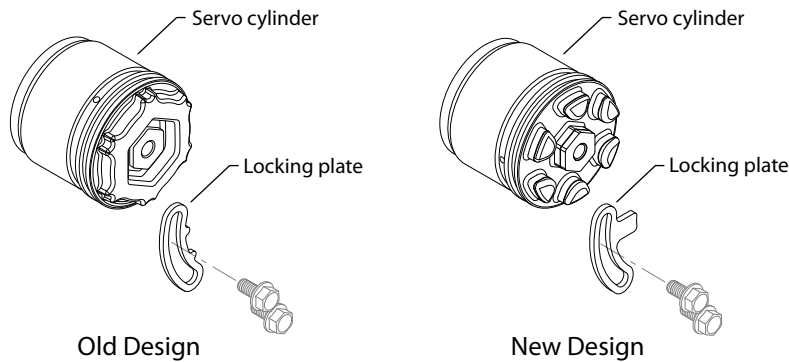
H1 78, 115/130 and 147/165cc pumps

Subject

Servo cylinder and locking plate design change

Description

As a product improvement, Danfoss has changed the servo cylinder and locking plate. The new servo cylinder has a larger locking area to allow for a larger locking plate tab for added strength. The old servo cylinders are obsolete and no longer available for service. The old locking plate will remain available for repair. The new and old designs are interchangeable, if both parts are replaced together.



Models affected

All H1 78, 115/130 and 147/165cc pumps

Serial numbers

This change became effective at serial number

- N-10-29-xxxxx (21 July 2010)
- N-10-35-xxxxx (30 August 2010)
- N-10-28-xxxxx. (15 July 2010)

Part numbers affected

Description	Frame size	Old part number	New part number
Servo cylinder, no-adjust	78 cc	140853	11089749
Servo cylinder, adjustable	78 cc	140852	11089779
Locking plate	78 cc	140513	11033382
Servo cylinder, no-adjust	115 - 130 cc	141224	11089773
Servo cylinder, adjustable	115 - 130 cc	141225	11089772
Locking plate	115 - 130 cc	140513	11033382
Servo cylinder, no-adjust	147 - 165 cc	140493	11089775
Servo cylinder, adjustable	147 - 165 cc	140309	11089774
Locking plate	147 - 165 cc	140513	11033382

Parts disposition

Interchangeable only if both parts are replaced together

SB-2009-068

Products affected

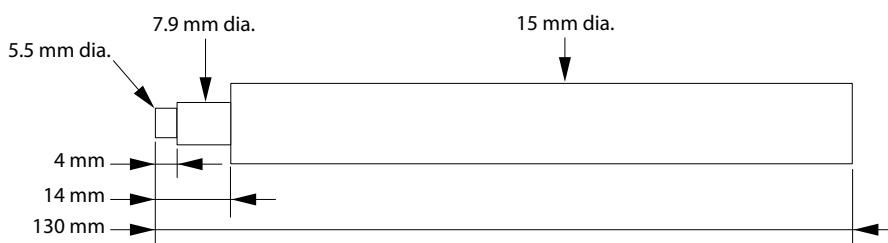
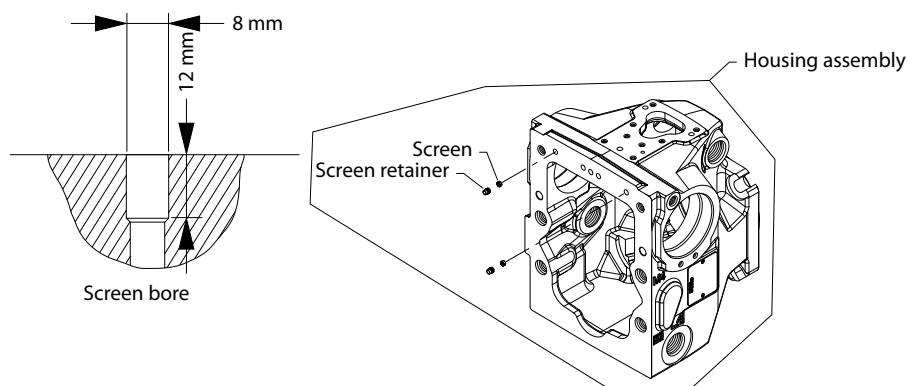
H1 78, 115/130 and 147/165 cc pumps

Subject

Change to the design of servo screen retention in pump housing

Description

Danfoss has made a change to the way the servo passage screens are retained in the pump housing of H1- 78 cc, 115/130 cc and 147/165 cc pumps. The screens in the past were retained only by friction fit. The screens are now pressed into the bores to the step. The retainers are then pressed in the bore against the screens with a maximum force of 3000 Newtons. The retainers must be against the screens so no movement of the screens occurs. A tool for installation of the retainer can be made with the dimensions shown below. The bores in the housing for the screens have been cut deeper to allow for the length of the retainers. The housings sold for service parts have changed to a housing assembly, with the screens and retainers installed. The old housings can be reworked to allow for the use of the new retainers by boring the 8mm bores for the screen and retainer 12mm deep from the gasket surface to the step that the screen sets on. The screen part number remains the same.

**Models affected**

All H1 78, 115/130 and 147/165cc pump

Serial numbers

This change became effective at serial number

- H1P147/165 (G): N09-25-XXX59
- H1P147/165 (Z): N09-26-XXX36
- H1P115/130 (G): N09-24-X4341
- H1P115/130 (L): N10-04-X3743
- H1P078 (H): N09-25-00081
- H1P078 (K): N09-29-03540

Part numbers affected

Frame size	Old housing part number	Housing assembly
147/165 cc (G)	11005012	11005677
147/165 cc w/1 1/16 drain ports (Z)	11004991	11005674
115/130 cc (G)	11002342	11005070
115/130 cc w/speed sensing (L)	11030117	11030118
78 cc (H)	140904	11005071
78 cc w/speed sensing (K)	11024418	11011752

Parts disposition

- Interchangeable
- Use parts in stock
- Order replacement parts
- Rework housing parts in stock
- Revise existing part orders

SB-2011-002

Products affected

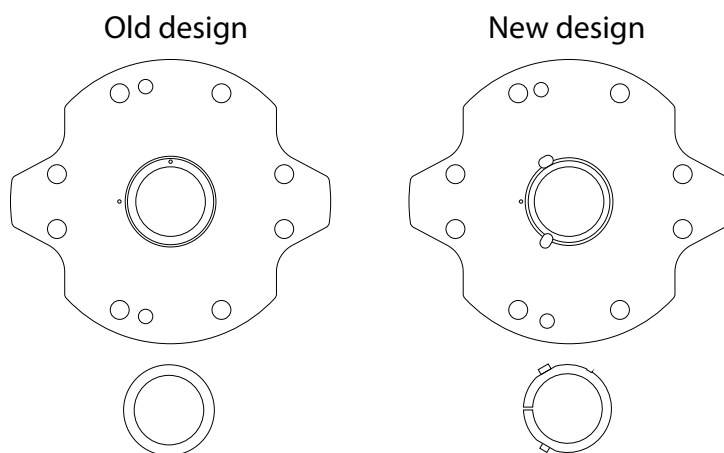
H1 115-165cc pumps

Subject

Adapter and thrust plate

Description

As a product improvement Danfoss has changed the adapter plate and thrust plate design. In case you have to replace either the adapter or the thrust plate you need to order the appropriate Repair Service Kit as per the attached cross reference list because the old adapter and thrust plate design will no longer be provided. The thrust plate is not interchangeable to the adapter.

**Models affected**

H1 115-165cc pumps

Serial numbers affected

This change became effective at:

- SAE -NN N-10-44-xxxxx (Nov 2010)
- SAE -A N-11-05-xxxxx (Feb 2011)
- SAE -B N-11-14-xxxxx (April 2011)
- SAE -B-B N-10-44-xxxxx (Nov 2010)
- SAE -C N-10-48-xxxxx (Dec 2010)
- SAE -D N-10-46-xxxxx (Nov 2010)
- SAE -SN N-11-22-xxxxx (June 2011)

Part numbers affected

Description	Old number	new number	Service kit (adapter and thrust washer)
Thrust washer	140973	11001182	-
Adapter seal	140703	11002236	-
Adapter SAE (NN)	140969	11087614	11086819
Adapter SAE A (H1)	140694	11087615	11086818
Adapter SAE A (H2)	140694	11087615	11086818
Adapter SAE B (H3)	140696	11087617	11086817
Adapter SAE D (H4)	141012	11023751	11086882

Description	Old number	new number	Service kit (adapter and thrust washer)
Adapter SAE B (H5)	140696	11087617	11086817
Adapter SAE C (H6)	140698	11087618	11086816
Adapter SAE C (SN)	11081188	11086770	-

Mounting kit

Description	Old number	new number
Mounting Kit (NN)	11079317	11083499
Mounting Kit (H1)	11079318	11083494
Mounting Kit (H2)	11079319	11083495
Mounting Kit (H3)	11079320	11083496
Mounting Kit (H4)	11069133	11083497
Mounting Kit (H5)	11079321	11083493
Mounting Kit (H6)	11079322	11083498
Mounting Kit (SN)	11071702	11088769

Parts disposition

Non-interchangeable, use parts in stock

SB-2011-022

Products affected

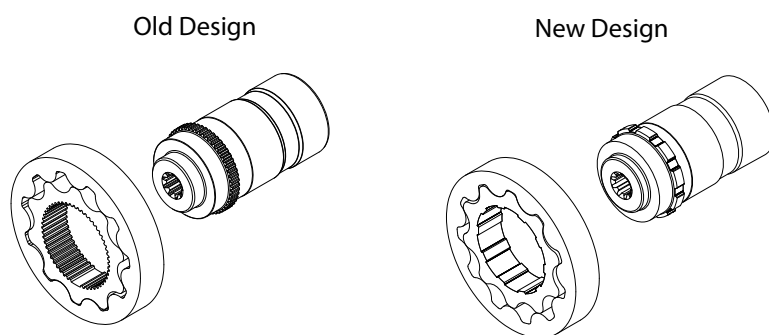
H1 115/130cc pumps

Subject

Gerotor and charge pump shaft design change

Description

As a product improvement and part commonality between models Danfoss is changing the charge pump shaft and gerotor set design. The inner and outer spline of the charge pump shaft and consequently the inner spline of the inner gerotor wheel are affected by this change.

**Models affected**

H1 115/130cc pumps

Serial numbers

This change became effective at N-10-36-xxxxx (6 September 2010)

Part numbers affected

Code	Description	Old part number	New part number
H1	Charge pump shaft, 11T, 16/32	11002333	11064258
H2	Charge pump shaft, 9T, 16/32	11002231	11064260
H3	Charge pump shaft, 13T, 16/32	11002232	11064272
H4	Charge pump shaft, 13T, 8/16	11002234	11045667
H5	Charge pump shaft, 15T, 16/32	11002235	11064275
H6	Charge pump shaft, 14T, 12/24	11002233	11064276
NN	Charge pump shaft, 9T, 16/32	11002231	11064260
S1	Charge pump shaft, 14T, 12/24	11002233	11064276
A	Charge pump kit, 26 cc	11004702	11075695
L	Charge pump kit, 34 cc	11004704	11069135

Parts disposition

Interchangeable only if both parts are replaced together

Use parts in stock; old and new design cannot be mixed

SB-2011-039

Products affected

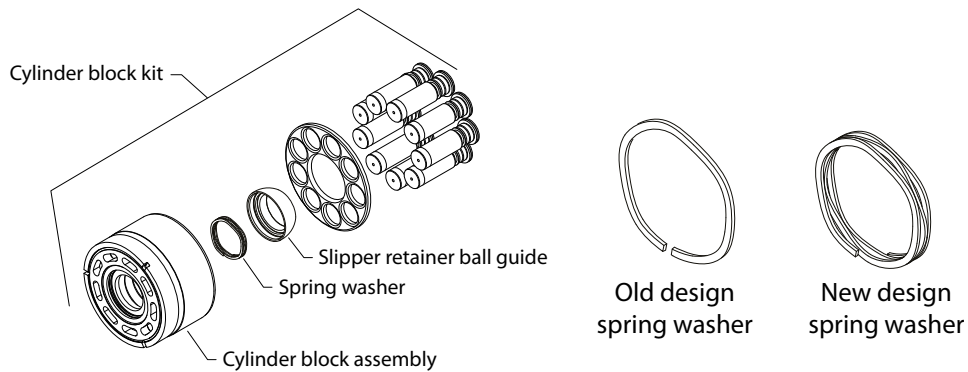
H1 115/130cc pumps

Subject

Cylinder block spring washer change

Description

The new parts are not interchangeable with the old parts, and the old parts are no longer available. The cylinder block kit part number has not changed. If any of the old parts are needed, a new cylinder block kit must be used.



Models affected

H1 115/130cc pumps

Serial numbers

This change became effective at serial number

115 cc pumps	N-11-38-xxxxx (20 September 2010)
130 cc pumps	N-11-35-xxxxx. (29 August 2010)

Part numbers affected

Description	Old part number	New part number
Slipper retainer ball guide	141253	11121504
Spring washer	141276	11063561
Cylinder block assembly, 115cc	-	11124490
Cylinder block assembly, 115cc, speed ring	-	11124491
Cylinder block assembly, 130cc	-	11126003
Cylinder block assembly, 130cc, speed ring	-	11124493
Cylinder block kit, 115cc	141393/P	no change
Cylinder block assembly, 115cc, speed ring	11030115	no change
Cylinder block assembly, 130cc	141252/P	no change
Cylinder block assembly, 130cc, speed ring	11030173	no change

Parts disposition

Interchangeable only if both parts are replaced together

SB-2012-026

Products affected

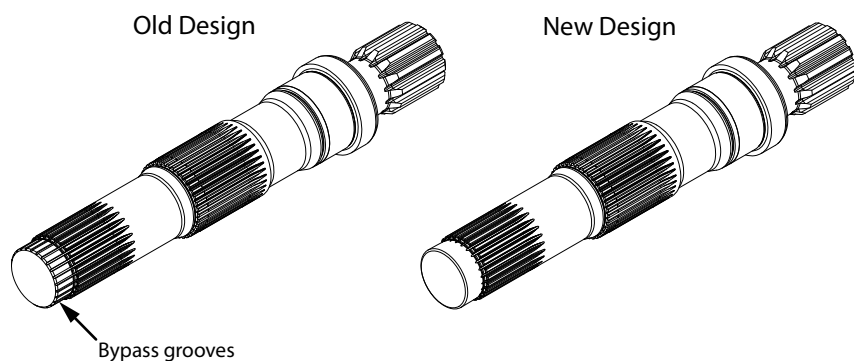
H1 115/130cc pumps

Subject

Shaft change

Description

Danfoss has removed the bypass on the end of the shaft of 115/130cc H1 pumps. The old shaft allowed unfiltered oil from the pump case into the charge pump and the high pressure loop. The bypass feature is now in the end cap. This change is not interchangeable with EPF end caps that have external remote filtration built prior to 10-47-xxxxx (16 November 2010). The old design shafts are obsolete and no longer available.



Models affected

H1 115/130cc pumps

Serial numbers

See below

Part numbers affected

Description	Old part number	New part number	Effective date
Shaft, tapered (F3)	11022062	11119637	N12-30-xxxxx (19 Sept. 2012)
Shaft, 27T (G2)	11001965	11123698	N12-39-xxxxx (25 Sept. 2012)
Shaft, 13T (G3)	11001966	11119634	N12-37-xxxxx (22 Oct. 2012)

Parts disposition

Non-interchangeable

Use parts in stock

SB-2013-003

Products affected

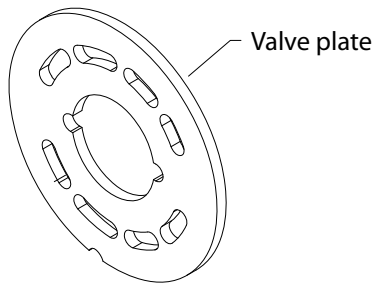
H1 pumps

Subject

Valve plate change

Description

As part of continuing product improvement efforts, Danfoss is implementing a design change to the valve plates. The new valve plates are interchangeable with old valve plate. The new design reduces cavitation wear to the valve plate. The old valve plate will be become obsolete.



Models affected

H1 69 through 165cc pumps

Serial numbers

See below

Part numbers affected

Description	Old part number	New part number	Effective date
069/078 R CP17-1.5	11075607	11125564	N-13-05-xxxxx (31 Jan 2013)
069/078 R CP17+2.5	11076863	11125563	N-13-05-xxxxx (31 Jan 2013)
069/078 L CP17+2.5	11076865	11125551	N-13-05-xxxxx (31 Jan 2013)
069/078 L CP17-1.5	11076866	11125562	N-13-05-xxxxx (31 Jan 2013)
089/100 R CP17-1.5	11077025	11125566	N-13-05-xxxxx (31 Jan 2013)
089/100 R CP17+2.5	11077027	11125567	N-12-50-xxxxx (12 Dec 2012)
089/100 L CP17-1.5	11077026	11125568	N-13-05-xxxxx (31 Jan 2013)
089/100 L CP17+2.5	11077028	11125565	N-12-49-xxxxx (5 Dec 2012)
115/130 R CP17+2.5	11077029	11125572	N-13-05-xxxxx (25 Jan 2013)
115/130 R CP17-1.5	11077031	11123707	N-13-05-xxxxx (31 Jan 2013)
115/130 L CP17+2.5	11077030	11125569	N-13-05-xxxxx (31 Jan 2013)
115/130 L CP17-1.5	11077062	11125571	N-13-03-xxxxx (16 Jan 2013)
147/165 R CP17-1.5	11077063	11123708	N-13-05-xxxxx (31 Jan 2013)
147/165 R CP17+2.5	11077065	11125576	N-13-05-xxxxx (31 Jan 2013)
147/165 R (larger dia.)	11093335	11126989	N-13-05-xxxxx (31 Jan 2013)
147/165 L CP17-1.5	11077064	11125575	N-13-03-xxxxx (14 Jan 2013)
147/165 L CP17+2.5	11077066	11125574	N-13-05-xxxxx (31 Jan 2013)

Parts disposition

- Interchangeable
- Use parts in stock

SB-2013-019

Products affected

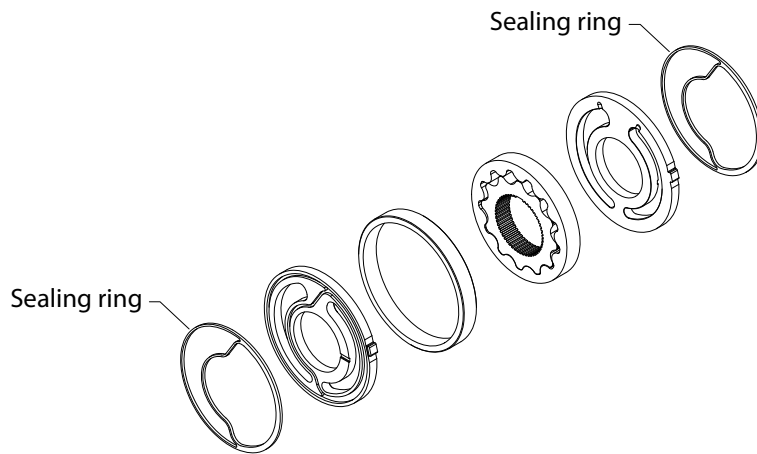
H1 pumps

Subject

Charge pump seal

Description

As a product improvement, Danfoss has changed the material on the sealing ring in the charge pump port plates of H1 pumps. The part number was changed for tracking purposes because the parts look similar. The old part numbers will become obsolete and no longer available as service parts.



Models affected

H1 pumps

Serial numbers

Part 11126778 took effect at serial number: N-13-23-00773 (04June2013)

Part 11126777 took effect at serial number: N-13-22-25411 (28 May2013)

Part numbers affected

Description	Old part number	New part number
Seal Ring, H1P115-165 port plate	11008462	11126778
Seal Ring, H1P045-100 port plate	11009457	11126777

Parts disposition

Interchangeable

Scrap used parts

SB-2015-035

Products affected

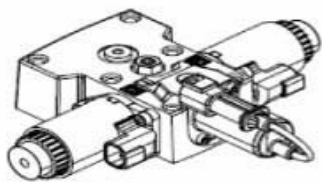
H1 pumps

Subject

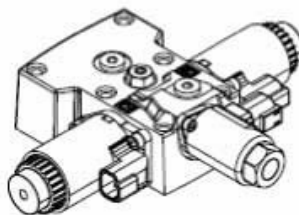
Control override valve service kit change

Description

Service kits for Control Override Valves (CCO/COR) on H1 pumps have been reconfigured to include a new control option. There has been a connector change to the coil. The new connector is a DEUTSCH key-lock pin style (W2SC). The old solenoid has a wire lead with a standard DEUTSCH connector (W2P).



Old style control (W2P connector)



New style control (W2SC connector)

Each new service kit comes with an adapter cable which has a W2P and a W2SC on each end.



Adapter Cable

New service kit numbers have been issued for the new control option. The old service kits are no longer available. Reference PUB HY2014-175.

<p>EDC, 12v DEUTSCH connector, COR</p>	<p>Before Change: H1-P-100-L-A-A6-C2-N-D8-H-F1-H5-L-42-L-42-D-P-24-PN-NNN-NNN</p> <p>After Change: H1-P-100-L-A-S6-C2-N-D8-H-F1-H5-L-42-L-42-D-P-24-PN-NNN-NNN</p>
<p>EDC, 24v DEUTSCH connector, CCO</p>	<p>Before Change: H1-P-100-R-A-C1-C2-N-D6-H-G9-H2-L-38-L-38-M-L-24-PN-NNN-NNN</p> <p>After Change: H1-P-100-R-A-E8-C2-N-D6-H-G9-H2-L-38-L-38-M-L-24-PN-NNN-NNN</p>

Models affected

H1 pumps

Serial numbers

No serial numbers affected. The new option began with the new part number.

Part numbers affected

Description	Old control option	Old number	New control option	New number
SVC KIT-EDC, H1P 12V DT04 FAST CORF	A6	11019736	S6	11152574
SVC KIT-EDC, H1P 12V DT04 CCO	C5	11086382	E7	11147471
SVC KIT-EDC, H1P 12V DT04 CCO KEY-C	D4	11131492	E7	11147471
SVC KIT-EDC, H1P 24V DT04 CCO	C6	11086383	E8	11147472
SVC KIT-EDC, H1P 24V DT04 FAST CORF	C1	11037176	E8	11147472
SVC KIT-EDC, H1P 095 12V CCO			E5	11147422
SVC KIT-EDC, H1P 095 24V CCO			E6	11147423
CABLE-ADAPTER (W2SC/ W2SC)				11153287
CABLE-ADAPTER (W2SC/ W2P)				11150437

 **Note**

Control options S6, E7 and E8 contain parts for the new style connector. The attached cable adaptor W2P / W2SC supplied in the service kit is necessary to replace the old control.

Parts disposition

Non-interchangeable

SB-2016-004

Products affected

H1 115/130cc pumps

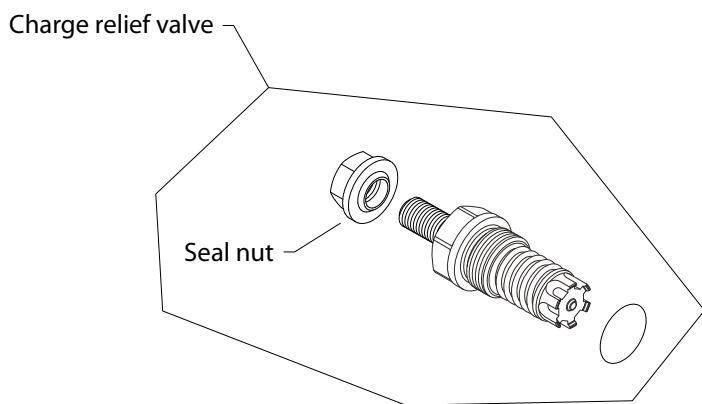
Subject

Charge relief valve

Description

A design change has been made to the charge pressure relief valve on all 115/130cc H1 pumps. The charge relief poppet drain hole has been relocated to the side and the adjusting set screw and seal lock nut have changed from M8 to M12 threading.

The old charge relief valve is interchangeable, but the new charge relief valve is not. Components within the assemblies are not interchangeable.



Models affected

H1 115/130cc pumps

Serial numbers

The STD end cap change became effective at serial number N-15-01-xxxxx (03 Jan 2015)

The ISL end cap change became effective at serial number N-15-13-xxxxx (30 March 2015)

Part numbers affected

Description	Old part number	New part number
Charge pressure relief valve kit 18-22 bar	11004711	11137578
Charge pressure relief valve kit 24-34 bar	11017127	11137579
Seal nut	612291 (9003508-0008)	066159

Parts disposition

Non-interchangeable

SB-2016-005

Products affected

H1 115/130cc pumps

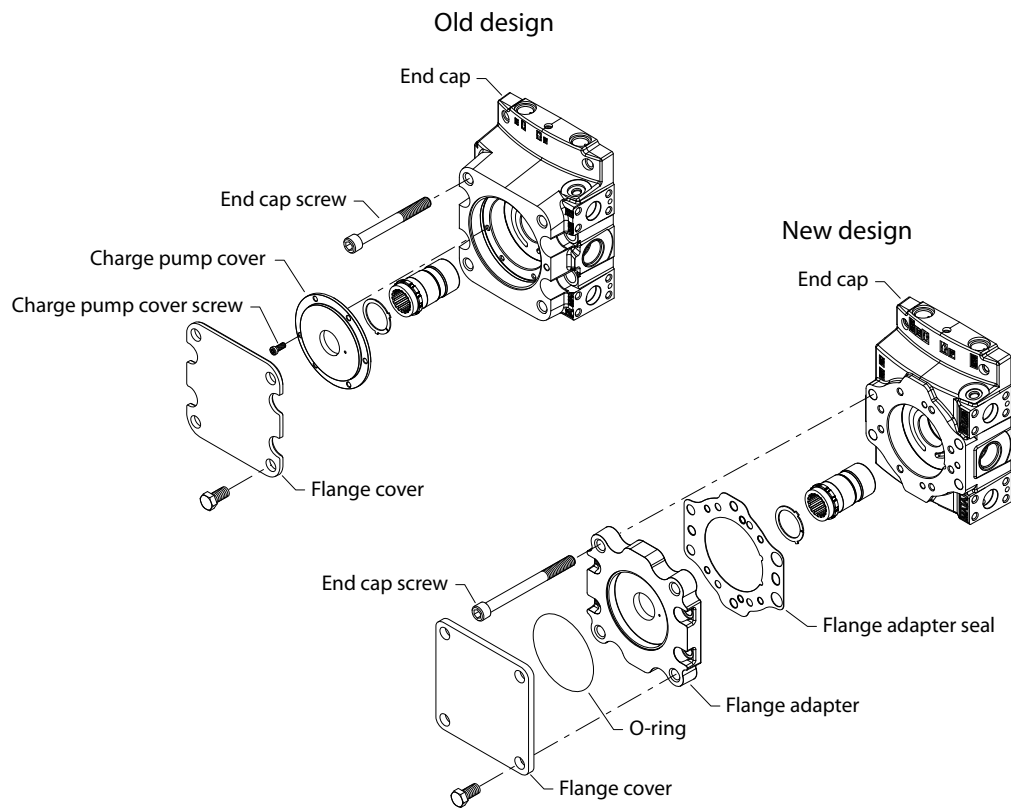
Subject

End cap

Description

The SAE-D end cap on 115/130cc H1 pumps has been changed to a standard end cap with a SAE-D flange adapter. The SAE-D flange is now bolted to the standard end cap. The thread depth in the housing was deepened to allow for the standard end cap screws (130mm).

The integrated SAE-D end cap has been obsolete and the end caps are not interchangeable.



Models affected

H1 115/130cc pumps

Serial numbers

See below

Part numbers affected

Description	Old part number	New part number	Effective date
End cap assembly, 115/130L, SAE-D (D3)	11003644	11003643	9/10/2014
End cap assembly, 115/130R, SAE-D (D3)	11003666	11003665	1/09/2015
End cap assembly, 115/130L, SAE-D, ISL (D4)	11003650	11003650	1/09/2015
End cap assembly, 115/130R, SAE-D, ISL (D4)	11003672	11003672	1/09/2015

Description	Old part number	New part number	Effective date
End cap assembly, 115/130L, SAE-D (D6)	11003648	11003645	10/13/2014
End cap assembly, 115/130R, SAE-D (D6)	11003670	11003667	10/23/2014
End cap assembly, 115/130L, SAE-D (D8)	11003646	11003647	9/11/2014
End cap assembly, 115/130R, SAE-D (D8)	11003668	11003669	10/20/2014
End cap assembly, 115/130L, SAE-D, ISL (E8)	11101861	11003671	2/13/2015
End cap assembly, 115/130R, SAE-D, ISL (E8)	11003649	11003649	2/1/2015
End cap screw	519508	5000676	N/A
Adapter, H1P115/130 SAE-D (H4)	11109108	11109108	9/10/2014
Adapter seal	11125012	11125012	N/A

Parts disposition

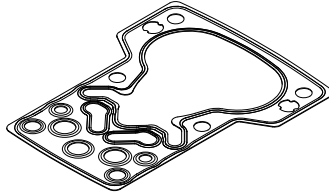
Non-interchangeable

SB-2016-033

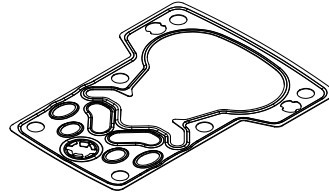
Products affected H1 pumps and tandems, MP1 and M46 control kits

Subject Control Gasket

Description Danfoss Power Solutions has made a two-part design change to the control gasket used on H1 pumps and tandems and in MP1 and M46 control kits. The electrical displacement controls (EDC) have changed from an 8mm port to 12mm with tabs on the pressure port. The interim gasket used in the manual displacement controls has changed from a 10mm port to 12mm with tabs in the pressure port. The gasket is now a common part to all pump models and control service kits. The new part can be substituted for the old part, but the old part cannot be substituted for the new part.



Old gasket



New gasket

Models affected H1 pumps and tandems, MP1 control kits, M46 control kits

Serial numbers
 H1 Pumps - This change became effective on N-16-36-30132
 H1 Tandems - This change became effective on N-16-37-30132
 MP1 Control Kits - This change became effective on N-16-32-xxxxx
 M46 Control Kits - This change became effective on N-16-32-xxxxx

Part numbers affected

Description	Old part number	New part number
Electrical displacement control gasket	140879	11173377
Manual displacement control gasket	11159911	11173377

Parts disposition Non-interchangeable - can substitute new for old

SB-2018-006

Products affected

H1 115/130cc pumps

Subject

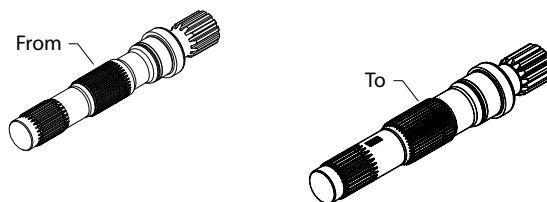
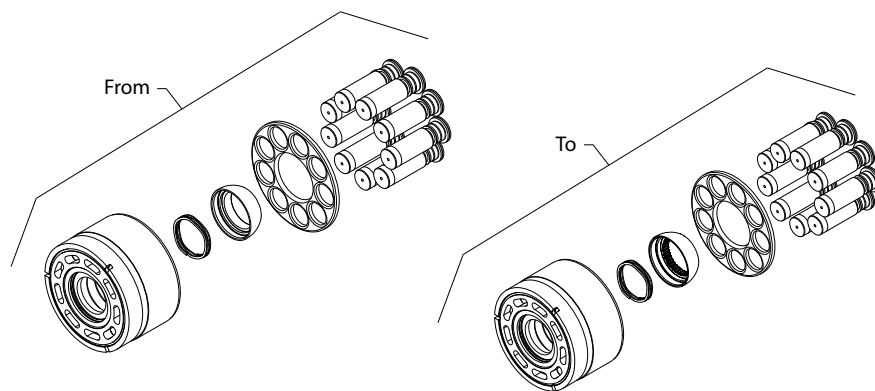
Shaft and cylinder block kit change

Description

Danfoss has made design changes to the main shaft and the slipper retainer ball guide in the H1 115/130cc pumps cylinder block kit. The internal block splines on the shaft are now machined longer and the slipper retainer ball guide is now splined.

The new shaft may be substituted for the old shaft, but the old shaft cannot be substituted for the new shaft. The old shaft will be obsolete.

The slipper retainer ball guide design is changed from non-splined to splined due to the new shaft spline design change. The new splined ball guide can be used only with the new shaft design and it is not interchangeable. The old slipper retainer ball guide will be obsolete.

Shaft Change:**Cylinder Block Kit Change:****Models affected**

H1 115/130cc pumps

Serial numbers

Shaft change became effective at November 6, 2017 (N1745xxxxx)

Cylinder block kit change became effective at November 15, 2017 (N1747xxxxx)

Part numbers affected

Description	Old Part Number	New Part Number
Shaft, H1P115-130 13T 8/16	11119634	11176728
Shaft, H1P115-130 TAPER 44-3 Keyway	11119637	11179440
Shaft, H1P115-130 27T 16/32	11123698	11179438
Shaft, H1P115-130 21T DIN5480	11135523	11179441
Shaft, H1P115-130 18T DIN 5480	11170708	11179439
Shaft, H1P115-130 13T 8/16 VCP	11170711	11179207
Kit-Cylinder-Block H1P130 RIF	11171841	11190004
Kit-Cylinder-Block H1P115 RIF	11177722	11190003
Kit-Cylinder-Block H1P115	141393/P	11190003
Kit-Cylinder-Block H1P130	141252/P	11190004
Kit-Cylinder-Block H1P115 Speed Sensor	11030115	11191005
Kit-Cylinder-Block H1P130 Speed Sensor	11030173	11191006
Guide-Slipper Retainer, H1P115-130	11121504	11139801

Parts disposition

Shaft is interchangeable- new to old

Cylinder block kit is non-interchangeable

Slipper retainer ball guide is non-interchangeable

SB-2018-010

Products affected

H1 controls

subject

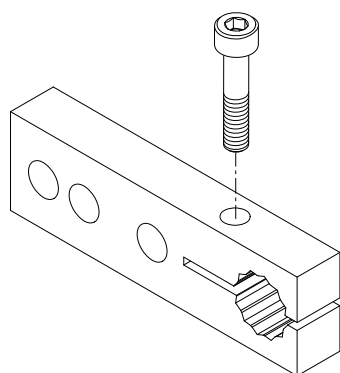
Manual handle and bolt design change

Description

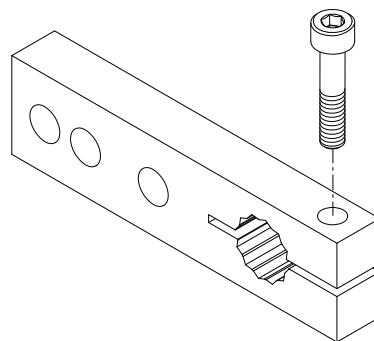
Danfoss has changed the manual handle and screw on all manual displacement controls used on 45/53cc, 60/68cc, 69/78cc, 89/100cc, 115/130cc, 147/165cc and 210/250cc H1 pumps as a product improvement.

The tension screw for the handle has been moved to the outer edge of the part to increase the clamping capacity onto the shaft. The screw has changed from a grade 12.9 to 10.8, changing the torque to 9 Nm.

The new parts are interchangeable with the old parts. The old parts are not interchangeable with the new parts due to the clamp load of the part to the shaft.



Old control handle



New control handle

Models affected

H1 45/53cc, 60/68cc, 69/78cc, 89/100cc, 115/130cc, 147/165cc, 210/250cc pumps

Serial numbers

This change became effective on January 31, 2018

Part numbers affected

Description	Old number	New number
Screw	041160	11173701
Handle	11113513	11185938

Parts disposition

Non-interchangeable (clamp load)

SB-2018-025

Products affected

H1 pumps

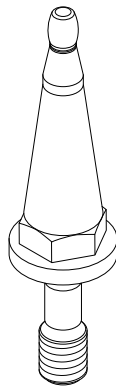
Subject

Swashplate feedback link

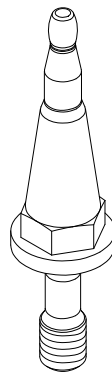
Description

Danfoss has made a design change to the swashplate feedback link on H1 pumps. To improve the compatibility of the controls that uses the angle sensor. The contact point on the feedback link, to the spring linkage on the angle sensor, has increased in width.

The new part can be substituted for the old part, but the old part cannot be substituted for the new. Old parts will be obsolete.



Old feedback link



New feedback link

Models affected

H1 45/53cc, 60/68cc, 69/78cc, 89/100cc, 115/130cc, 147/165cc, 210/250cc Pumps and Tandems

Serial numbers

This change became effective in Ames A-18-09-xxxxx

This change became effective in Germany N-18-06-xxxxx

Part numbers affected

Description	Old Part Number	New Part Number
Link-Swashplate feedback, H1P	11167724	11202172
Link-Swashplate feedback, H1P	11148827	11202172

Parts disposition

Non-interchangeable

SB-2018-036

Products affected

H1 115/130, 147/165, 210/25cc pumps

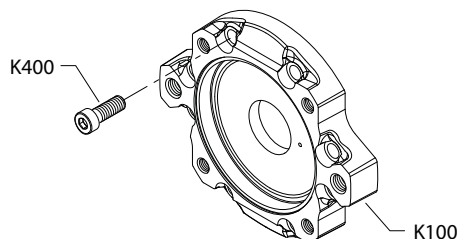
Subject

Adapter SAE-C flange and screws change

Description

Changes have been made to the adapter screws and the SAE-C adapter on H1 115/250cc pumps to reduce assembly variation. The screw length on the SAE-C adapter changed from 35mm to 30mm. The thickness of the adapter has been changed to improve thread engagement. The old adapter is 18.7mm and the new adapter is 15.7mm for the mounting bolt thickness.

The old versions of the screws and adapters are not interchangeable with the new versions. If an old screw (35mm) is used with a new adapter, screws will bottom out and cause a leak. If the new screw (30mm) is used with an old adapter, screws could strip before the proper torque is achieved.

**Models affected**

H1 115/130, 147/165, 210/250cc pumps

Serial numbers affected

This change became effective at serial number 15 July 2018 (N-19-29-xxxxx)

This change became effective at serial number 21 Dec 2018 (A-18-51-xxxxx)

Part numbers affected

Description	Old Part Number	New Part Number
Screw (K400)	11071462	140700
ADAPTER, H1P115-250 127-2-4	11002193	11138744

Parts disposition

Non-interchangeable

SB-2020-029

Products affected

H1 pumps and tandems

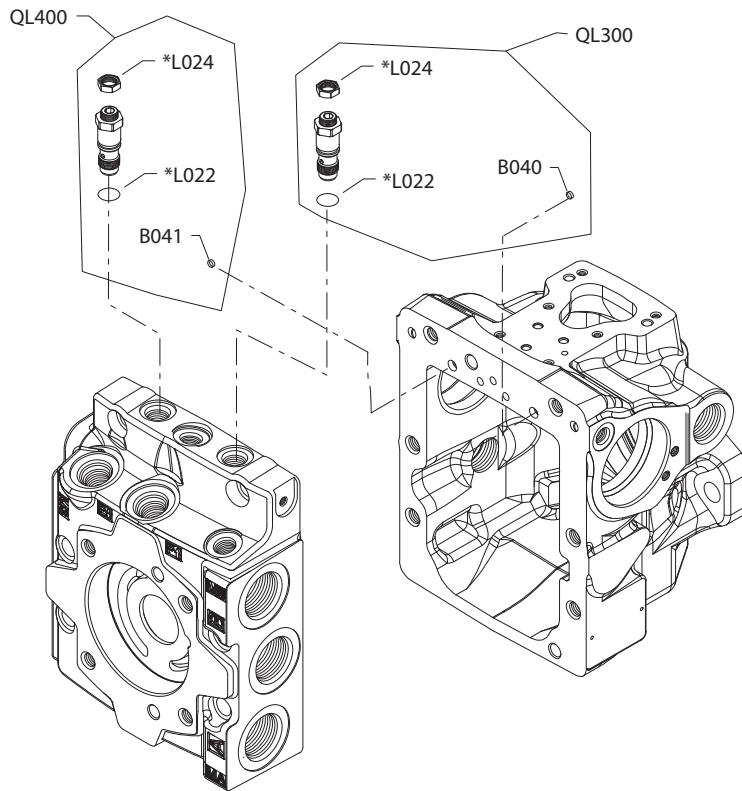
Subject

Pressure limiter kits

Description

Danfoss has changed to the pressure limiter service kit. The screens from the housing service kit have been moved to the pressure limiter service kit. The housing assembly (QH125) will continue to come with the screens (and retainers depending on the frame size) pre-assembled.

There is no part number change to the pressure limiter service kit or the housing service kits. In case of conversion of such pumps to those with PL-valves the end cap must be removed to install PL screens and retainers. Please refer to the Repair Instructions.



 **Note**

Generic end cap and housing used to show part location only.

Models affected

H1 pumps and tandems: 45/53cc; 60/68cc; 89/100cc; 115/130cc; 147/165cc; 210/250cc

Serial numbers affected

This change became effective at (01 October 2020)

Part numbers affected

None

Parts disposition

Not applicable

SB-2021-014

Products affected

H1 and MP1 pumps

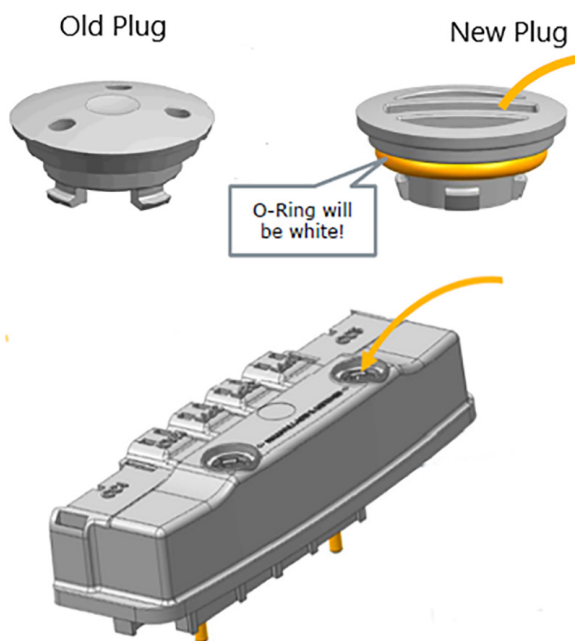
Subject

Automotive control plug design change

Description

Danfoss Power Solutions has made a design change to the Automotive Control (AC) plug on H1 and MP1 products. The new O-ring has an improved seal around the plug to the housing. This affects all automotive control service kits (AC).

The new and old plugs are not interchangeable. Overhaul seal kits will contain both the old and new plugs. Automotive Control (AC) service kit part numbers have been changed because the plug is non-interchangeable. The older service kits have been obsoleted.



Models affected

H1, MP1 Automotive Control (AC)

Serial numbers affected

- This change became effective at N-21-13-xxxxx 01 April 2021
- This change became effective at S-21-17-xxxxx 28 May 2021
- This change became effective at A-21-18-xxxxx 03 May 2021

Part numbers affected

Description	Old Part Number	New Part Number
PLUG-HOUSING-CONTROLLER-AC H1P ASSY	11000467	11226992
SVC KIT-AC1, GEN1 12V GENERIC D3F	11065118	11232544
SVC KIT-AC2, GEN1 12V GENERIC D5F	11065119	11232766
SVC KIT-AC1, GEN1 24V GENERIC D4F	11065120	11232765
SVC KIT-AC2, GEN1 24V GENERIC D6F	11065121	11232767
SVC KIT-AC1, GEN3 12V GENERIC D3F	11147941	11232768
SVC KIT-AC2, GEN3 12V GENERIC D5F	11147940	11232770
SVC KIT-AC1, GEN3 24V GENERIC D4F	11147943	11232769
SVC KIT-AC2, GEN3 24V GENERIC D6F	11147942	11232771
SVC KIT-AC1, GEN3 FLASH 12V GENERIC F1E	11180761	11232792
SVC KIT-AC1, GEN3 FLASH 24V GENERIC F1E	11180762	11232793
SVC KIT-AC2, GEN3 FLASH 12V GENERIC F2J	11180763	11232794
SVC KIT-AC2, GEN3 FLASH 24V GENERIC F2J	11180765	11232795
SVC KIT-AC1, GEN1 HG 12V GENERIC D3F	11082509	11234305
SVC KIT-AC2, GEN1 HG 12V GENERIC D5F	11082522	11234306
SVC KIT-AC1, GEN1 HG 24V GENERIC D4F	11082524	11234307

Description	Old Part Number	New Part Number
SVC KIT-AC2, GEN1 HG 24V GENERIC D6F	11052526	11234308
SVC KIT-AC1, H1P078 GEN1 12V CUST D33	11134620	11234311
SVC KIT-AC1, GEN1 12V CUST D57	11155464	11234317
SVC KIT-AC1, H1P078 GEN1 12V CUST D20	11160841	11234319
SVC KIT-AC1, GEN1 24V CUST D61	11193660	11234326
SVC KIT-AC2, GEN1 24V GENERIC D5J	11195129	11234327
SVC KIT-AC2, GEN1 24V CUST C90 C93	11195374	11234328
SVC KIT-AC1, GEN1 12V CUST D90	11193446	11234416
SVC KIT-AC1, GEN3 12V CUST D90	11198212	11234417
SVC KIT-AC1, GEN3 12V CUST D93	11201433	11234418
SVC KIT-AC1, GEN1 12V CUST D12	11201908	11234419
SVC KIT-AC, H1P 12V CUST (D92)	11235075	11235075
SVC KIT-AC1, GEN3 FLASH 12V FA1	11239052	11281634

Parts disposition

Non-interchangeable

SB-2024-007

Products affected

H1 manual controls

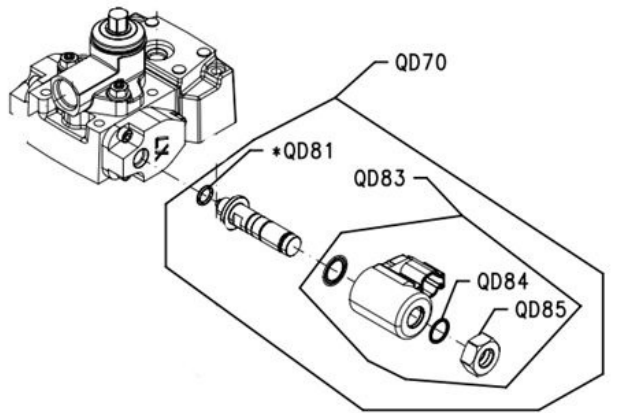
Subject

CCO thread

Description

Danfoss has increased the overall length of the coil and nut by 2mm on the CCO valve assembly. This effect all manual control valves on H1P, H1T and MP1 pumps. Can substitute new solenoid kit for old solenoid kit: CANNOT substitute old service kit for new service kit.

The internal parts are not interchangeable from new to old, or old to new. The old solenoid assembly and their internal parts are obsolete and no longer available as service parts.



Models affected

H1 manual controls

Serial numbers affected

This change became effective at February 02, 2024

Part numbers affected

Description	Old part number	New part number	Item #
SOLENOID, ON/OFF THREAD 12V DT04-2P	11129916	11231212	QD70
SOLENOID, ON/OFF THREAD 24V DT04-2P	11129917	11231213	QD70
O-RING, HMS151 9.00x1.80 N NBR70	11152257	No Change	QD81
NUT-HEX, SW22	11140394	No Change	QD85
Internal parts non- interchangeable			QDxx *
SVC KIT-COIL, 12V DT CONN CCO	11136347	11253939	QD83 *
SVC KIT-COIL, 24V DT CONN CCO	11136348	11253938	QD83 *
O-RING, ISO3601-1 13.00x2.00 N-FKM70	11140393	11232752	QD84 *
O-RING, ISO3601-1 17.00x1.50 N-VMQ70	11149504	11232753	QD86 *

Parts disposition

Non-interchangeable (internal parts)

Interchangeable (complete assembly)



Hydro-Gear

www.hydro-gear.com

Daikin-Sauer-Danfoss

www.daikin-sauer-danfoss.com

Explore our solutions at danfoss.com.

Additional product literature is available at powersource.danfoss.com.

**Danfoss
Power Solutions (US) Company**
2800 East 13th Street
Ames, IA 50010, USA
Phone: +1 515 239 6000

**Danfoss
Power Solutions GmbH & Co. OHG**
Krokamp 35
D-24539 Neumünster, Germany
Phone: +49 4321 871 0

**Danfoss
Power Solutions ApS**
Nordborgvej 81
DK-6430 Nordborg, Denmark
Phone: +45 7488 2222

**Danfoss
Power Solutions Trading
(Shanghai) Co., Ltd.**
Building #22, No. 1000 Jin Hai Rd
Jin Qiao, Pudong New District
Shanghai, China 201206
Phone: +86 21 2080 6201

Danfoss can accept no responsibility for possible errors in catalogues, brochures and other printed material. Danfoss reserves the right to alter its products without notice. This also applies to products already on order provided that such alterations can be made without subsequent changes being necessary in specifications already agreed.
All trademarks in this material are property of the respective companies. Danfoss and the Danfoss logotype are trademarks of Danfoss A/S. All rights reserved.
