



Solenoid valve

EVO 100 - EVO 103

Description

EVO solenoid valves are packed with coil BB230AS 230V/50Hz plus DIN plug and EVO direct or servo operated solenoid valve suitable for liquid, suction, and hot gas lines with most refrigerants, including flammable refrigerants.

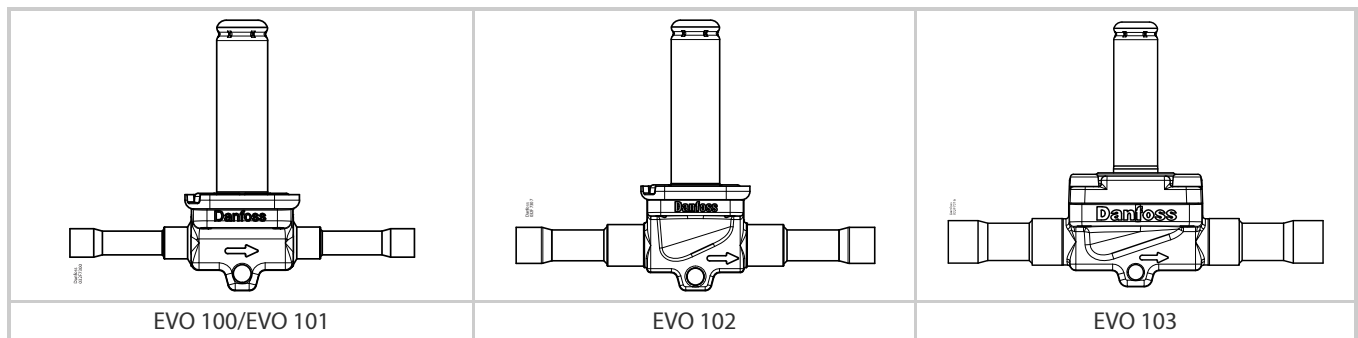
Features & benefits

- Complete range of solenoid valves for refrigeration, freezing and air conditioning plant
- Supplied in versions normally closed (NC) with de-energized coil
- Supplied with coil type BB230AS 230V/50Hz and DIN plug according to DIN 43650-A PG 11, enabling protection IP65 with mounted cable plug
- Suitable for most refrigerants, including flammable refrigerants
- Designed for media temperatures up to 105 °C
- Solder connections up to 16 mm and 5/8 in
- Extended ends on solder versions make the installation easy, eliminating the need to dismantle the valve when soldering in

Ordering

Product code numbers

EVO solder connection, Normally Closed (NC) - separate valve bodies



Type	Solder connections		K _v value [m ³ /h]	Multipack quantity	EVO code no. (complete valves)
	[mm]	[inch]			
EVO 100	6	–	0.15	24	032L2010
EVO 100	–	1/4	0.15	24	032L2011
EVO 101	6	–	0.26	24	032L2030
EVO 101	10	–	0.26	24	032L2031
EVO 101	–	1/4	0.26	24	032L2032
EVO 102	10	–	1.0	12	032L2060
EVO 102	12	–	1.0	12	032L2061
EVO 103	12	–	2.2	12	032L2070
EVO 103	16	5/8	2.2	12	032L2071

All valves equipped with coil type BB230AS 230V/50 Hz code No. 018F7351 + DIN plug 042N0156

Functions

See Design drawings for additional details on the following pages

EVO solenoid valves are designed on two different principles:

1. Direct operation
2. Servo operation

1. Direct operation (NC)

EVO 100 – EVO 101 are direct operated. The valves open directly for full flow when the armature (3) moves up into the magnetic field of the coil.

This means that the valves operate with a minimum differential pressure of 0 bar.

The seat plate is fitted directly on the armature (3).

Inlet pressure acts from above on the armature and the valve plate. Thus, the inlet pressure and spring force act to close the valve when there is no current in the coil.

2. Servo operation (NC)

EVO 102 – EVO 103 are servo operated with a “floating” diaphragm (4). The pilot orifice of stainless steel is placed in the center of the diaphragm. The seat plate is fitted directly to the armature (3). When there is no current in the coil, the main orifice and pilot orifice are closed. The pilot orifice and main orifice are held closed by the armature spring force and the differential pressure between inlet and outlet sides.

When current is applied to the coil, the armature is drawn up into the magnetic field and opens the pilot orifice. This relieves the pressure above the diaphragm, i.e. the space above the diaphragm becomes connected to the outlet side of the valve.

The differential pressure between inlet and outlet sides then presses the diaphragm away from the main orifice and opens it for full flow. Therefore a certain minimum differential pressure is necessary to open the valve and keep it open. EVO 102 – EVO 103 valves the minimum differential pressure for safe operation is 0.03 bar.

When the current is switched off, the pilot orifice is closed. Via the equalization holes in the diaphragm, the pressure above the diaphragm rises to the same value as the inlet pressure and the diaphragm closes the main orifice.

Alternatively, all EVO valves can be manually operated by removing the coil and force the valve open or closed by using a solenoid valve tester (permanent magnet) code no. 018F0091.

Media

Refrigerants

R22/R407C, R134a, R404A/R507, R410A, R407A, R32, R290, R600, R600a, R1234yf, R1234ze, R404A, R407F, R407H, R125, R152A, R448A, R449A, R452A, and R450A.

For a complete list of approved refrigerants, visit www.products.danfoss.com and search for individual code numbers, where refrigerants are listed as part of technical data.

Product details

Capacity

See K_v values from the table.

The K_v value is the water flow in [m³/h] at a pressure drop across valve of 1 bar, $\rho = 1000 \text{ kg/m}^3$.

See extended capacity tables later in this data sheet.

Rated capacity [kW]

For other refrigerants, refer to Coolselector®2

EVO 101	R22/R407C	R134a	R404A/R507	R410A	R32	R290	R600a
---------	-----------	-------	------------	-------	-----	------	-------

Liquid

EVO 100	3.02	2.79	2.04	2.96	4.23	3.36	3.38
EVO 101	5.43	5.02	3.68	5.32	7.61	6.05	6.09
EVO 102	17.90	16.56	12.12	17.55	25.09	19.93	20.07
EVO 103	37.62	34.80	25.47	36.88	52.71	41.88	42.17

Suction vapour

EVO 100	0.33	0.24	0.29	0.42	0.54	0.41	0.23
EVO 101	0.60	0.44	0.52	0.75	0.96	0.73	0.41
EVO 102	1.98	1.44	1.72	2.48	3.18	2.42	1.35
EVO 103	4.15	3.02	3.62	5.22	6.67	5.09	2.83

Hot gas

EVO 100	1.35	1.04	1.10	1.65	2.18	1.54	0.94
EVO 101	2.42	1.87	1.99	2.98	3.92	2.76	1.70
EVO 102	7.99	6.16	6.56	9.81	12.91	9.11	5.61
EVO 103	16.78	12.94	13.78	20.61	27.12	19.14	11.78

Rated liquid and suction vapor capacity is based on evaporating temperature $t_e = -10 \text{ °C}$, liquid temperature ahead of valve $t_l = 25 \text{ °C}$, pressure drop in valve $\Delta p = 0.15 \text{ bar}$.

Rated hot gas capacity is based on condensing temperature $t_c = 40 \text{ °C}$, pressure drop across valve $\Delta p = 0.8 \text{ bar}$, hot gas temperature $t_h = 65 \text{ °C}$, and subcooling of refrigerant $\Delta t_{\text{sub}} = 4 \text{ K}$.

Pressure and temperature data

Media temperature

-40 – 105 °C

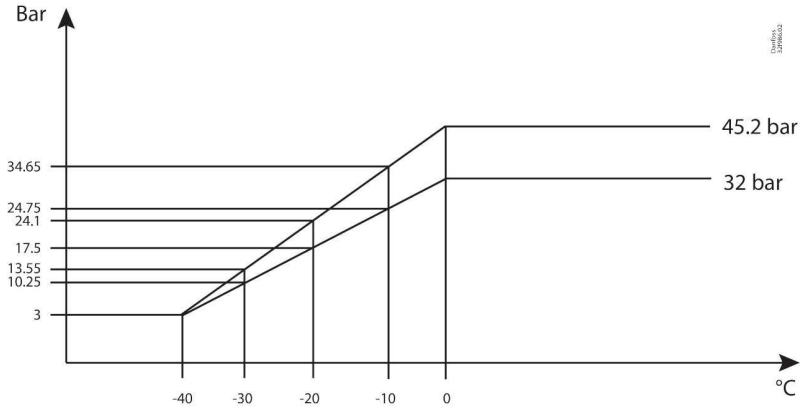
Max. 130 °C during defrosting

Ambient temperature and enclosure for coil

80 °C IP65 with DIN plug mounted.

Max. working pressure

EVO solder connections: 45.2 bar.

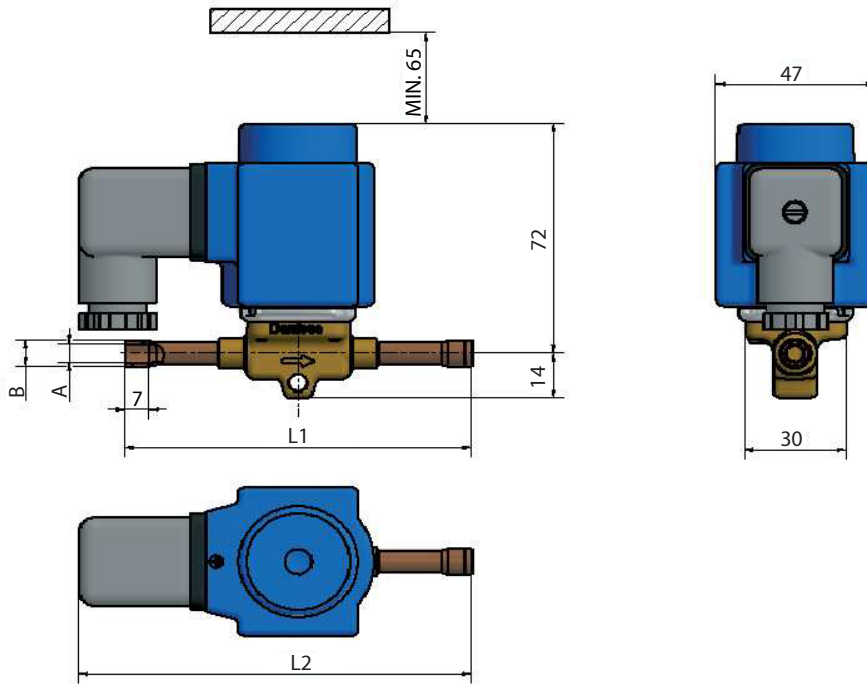


Max. working pressure in bar in relation to media temperature in °C

Type	Opening differential pressure with standard coil Δp [bar]	
	Min.	Max. (= MOPD) liquid
		AC coil [10 W]
EVO 100	0.00	38
EVO 101	0.00	38
EVO 102	0.03	38
EVO 103	0.03	38

Dimensions

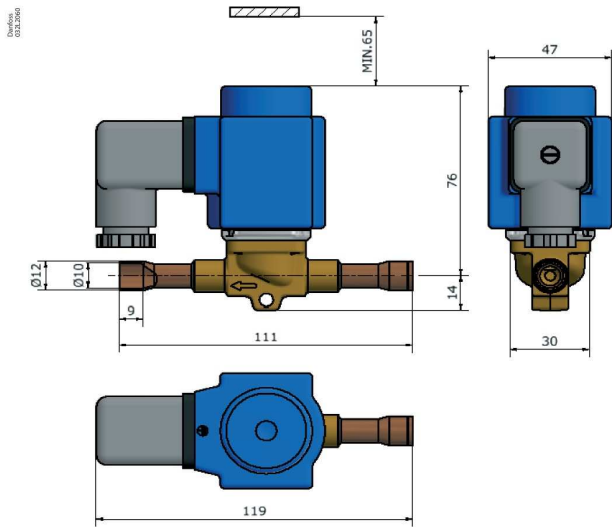
EVO 100 – EVO 101 Solder connection Dimensions [mm]



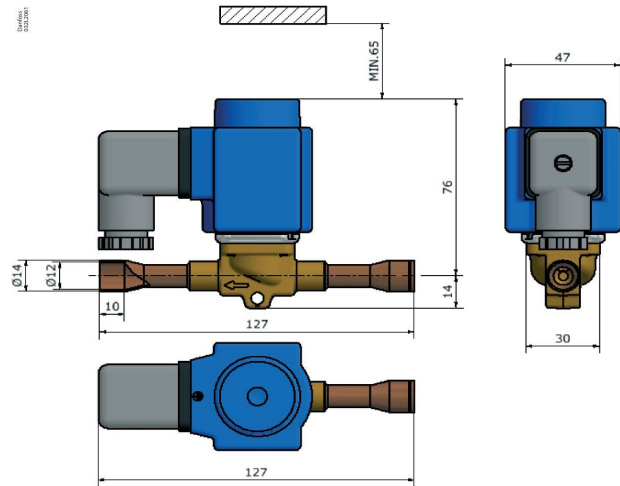
Type	Connection		Length		EVO code no. (complete valves)
	A	B	L1 [mm]	L2 [mm]	
EVO 100	6 mm	8 mm	101	115	032L2010
EVO 100	¼ in	8 mm	101	115	032L2011
EVO 101	6 mm	8 mm	101	115	032L2030
EVO 101	10 mm	12 mm	117	123	032L2031
EVO 101	¼ in	8 mm	101	115	032L2032

EVO 102 – EVO 103 Solder connection - Dimensions [mm]

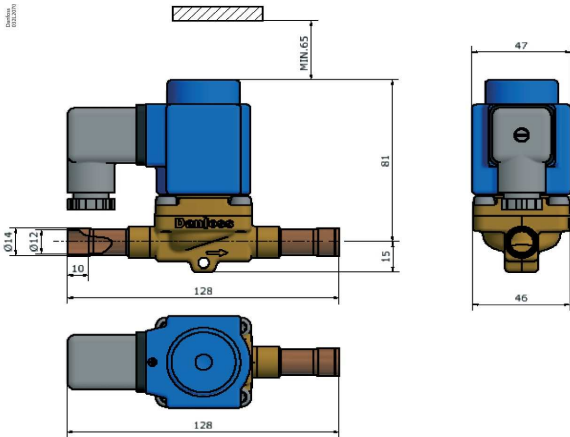
EVO 102 solder connection 10 mm (code no. 032L2060)



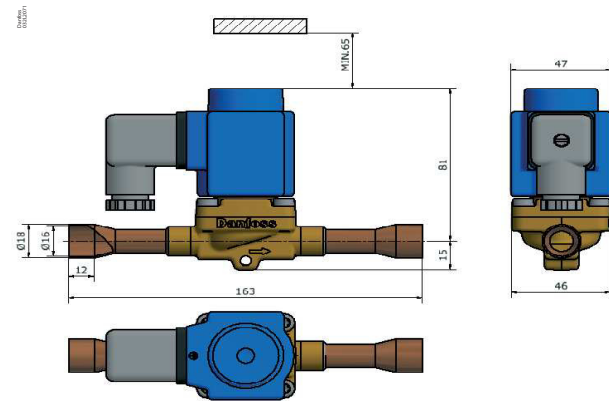
EVO 102 solder connection 12 mm (code no. 032L2061)



EVO 103 solder connection 12 mm (code no. 032L2070)



EVO 103 solder connection 16 mm / 5/8 in (code no. 032L2071)



Warnings

⚠ Special note for R152A, R32, R290, R600, R600a, R1234yf, and R1234ze:

This product is validated in accordance to ISO 5149, IEC 60335. Ignition risk is evaluated in accordance to ISO 5149 and IEC 60335. See safety note at the bottom of this page.

The EVO 100 - EVO 103 with solder connections can be applied on systems with R152A, R32, R290, R600, R600a, R1234yf, and R1234ze as the working fluid.

For countries where safety standards are not an indispensable part of the safety system Danfoss recommends the installer gets a third party approval of any system containing flammable refrigerant.

Note: Please follow specific selection criteria stated in the datasheet for these particular refrigerants.

Certificates, declarations and approvals

The list contains all certificates, declarations, and approvals for this product type. Individual code number may have some or all of these approvals, and certain local approvals may not appear on the list.

When you click on the link you will be directed to the latest version of the 'Declaration of Conformity'. Products developed and sold before this date of issue conform to the directives/standards in force at the time of their sale.

Approval type	Title	Certification body	Approval topic
Manufacturer's Declaration	Danfoss MD 033F0687.AH	Danfoss	EU RoHS
Export Control Declaration	Commercial refrigeration solenoid valves and coils - Other - Polymer, Bronze, Brass and cast iron	Danfoss	
Manufacturer's Declaration	Danfoss MD 033F1035.AR	Danfoss	PED, Pressure
EU Declaration	Danfoss EU 033F0688.AK	Danfoss	EMC, LVD
Pressure Safety Certificate	LLC CDC EURO-TYSK UA.TR.089.1015.02-22	LLC CDC EURO TYSK - Ukraine	PED, Pressure

Contact details

Online support

Danfoss offers a wide range of support along with our products, including digital information, software, mobile apps and expert guidance. See the possibilities below.



The Danfoss Design center

Discover the Design Center, our advanced digital platform that streamlines product selection. With integrated tools and enhanced type pages, it's simpler than ever to access product information and documentation, and to select the right products. Check the availability of Danfoss products at partner locations and enjoy seamless transitions from selection to purchase with our basket-to-basket functionality. Whether you're buying from our distributors or directly from the Product Store, the Design Center simplifies your experience. Learn more at: designcenter.danfoss.com.



The Danfoss product store

The Danfoss Product Store is a one-stop shop available 24/7 for our customers, no matter where you are in the world or what area of industry you work in. Browse our catalog, check product details and documentation, view your prices and product availability, and quickly finalize your purchase. Start browsing at: store.danfoss.com.



Danfoss Partner Portal/Product Data tool

Designed to support you with easy access to product data extracts, essential resources, tools, and information. The Partner Portal provides a centralized hub for product documentation, training materials, marketing assets, and technical support, ensuring you have everything you need to succeed and grow your business with Danfoss. The Partner Portal is available 24/7 at: partner.danfoss.com and is ready to support your business.



Find technical documentation

Find technical documentation you need to get your project up running. Get direct access to our official collection of data sheets, certificates and declarations, manuals and guides, 3D models and drawings, case stories, brochures, and much more. Start searching now at: documentation.danfoss.com.



Danfoss Learning

Danfoss Learning is a free online learning platform. It features courses and materials specifically designed to help engineers, installers, service technicians, and wholesalers better understand the products, applications industry topics, and trends that will help you do your job better. Find your local Danfoss website here: learning.danfoss.com.



Get local information and support

Local Danfoss websites are the main sources for help and information about our company and products. Find product availability, get the latest regional news, or connect with a nearby expert - all in your own language. Find your local Danfoss website here: danfoss.com.

Danfoss A/S

Climate Solutions . danfoss.com . +45 7488 2222

Any information, including, but not limited to information on selection of product, its application or use, product design, weight, dimensions, capacity or any other technical data in product manuals, catalogues description, advertisements, etc. and whether made available in writing, orally, electronically, online or via download, shall be considered informative, and is only binding if and to the extent, explicit reference is made in a quotation or order confirmation. Danfoss cannot accept any responsibility for possible errors in catalogues, brochures, videos and other material. Danfoss reserves the right to alter its products without notice. This also applies to products ordered but not delivered provided that such alterations can be made without changes to form, fit or function of the products. All trademarks in this material are property of Danfoss A/S or Danfoss group companies. Danfoss and the Danfoss logo are trademarks of Danfoss A/S. All rights reserved.
