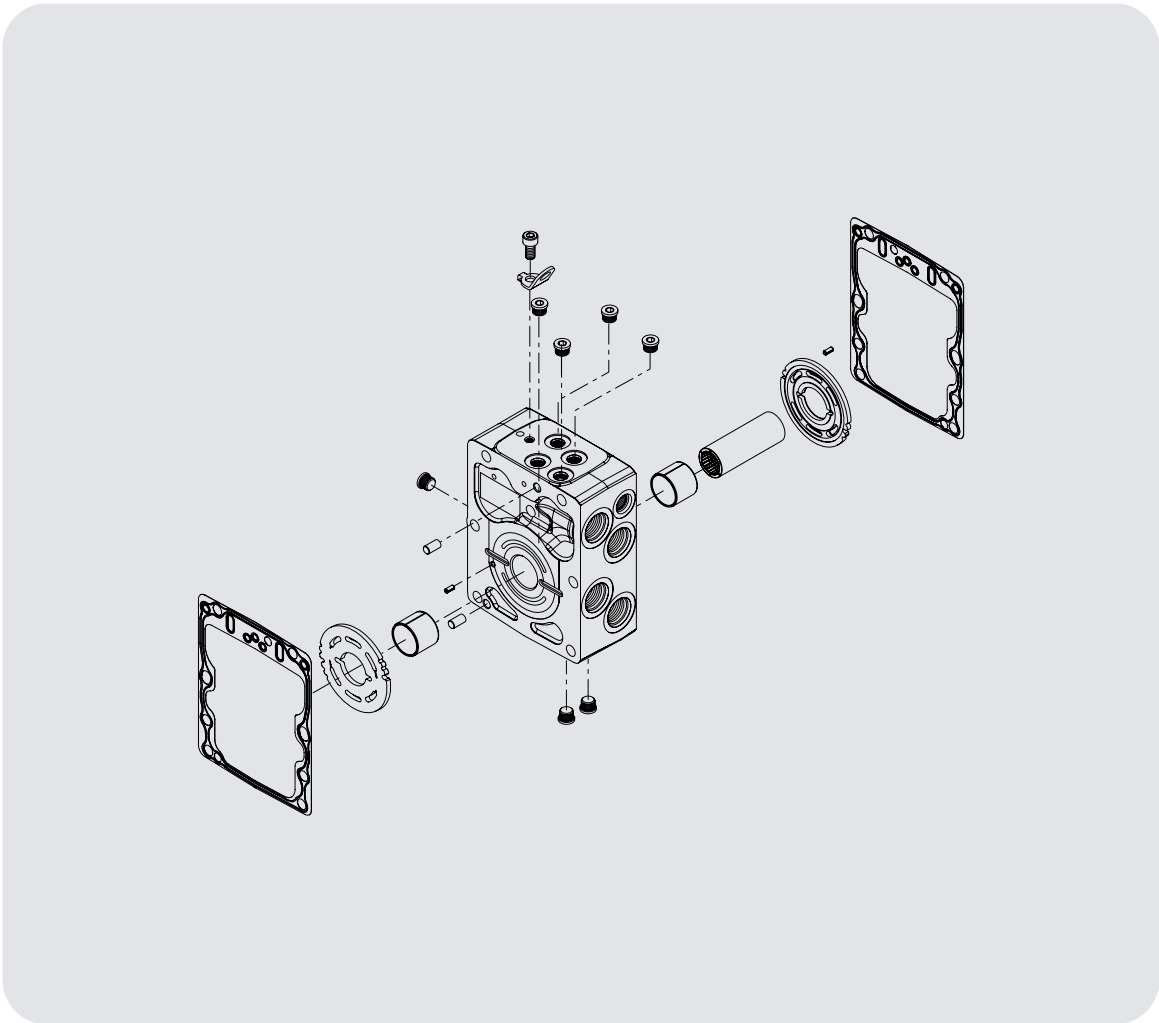




# H1T 45 and 53cc Variable Displacement Tandem Pump



## Revision history

*Table of revisions*

Date	Changed	Rev
June 2026	Added code 37 for high pressure protection	0807
March 2025	Updated shaft part numbers and added SB-2019-004, updated MDC spring kit PN	0806
January 2025	Added N housing option	0805
May 2024	Various document structure updates and part number updates, QD29 part number updates	0804
August 2022	Updated locking plate part number	0803
December 2021	Corrected seal carrier assembly part numbers	0802
April 2021	Updated to 'Engineering Tomorrow' design and added missing control options	0801

**General information**

Service parts identification..... 5  
 Nameplate..... 5  
 Date code..... 6  
 About service bulletins..... 6  
 Procedure to identify a part..... 7  
     Regional part numbers..... 7  
     Example of parts identification (H1T 45/53)..... 7  
 Adobe Acrobat 2-page viewing..... 8  
 Order code..... 9

**Common parts and special hardware**

Common parts..... 10  
 Special hardware H1..... 12  
 Special hardware H2..... 14  
 Special hardware P1..... 16  
 Special hardware P3..... 18  
 Special hardware P4..... 20  
 Special hardware PN..... 22

**Rear displacement**

Rear displacement A, C, N..... 24

**Controls**

Control A2, A3..... 26  
 Control A4..... 28  
 Control A5..... 30  
 Control A8..... 32  
 Control A9, B1..... 34  
 Control B5..... 36  
 Control B6..... 38  
 Control B8..... 40  
 Control D7..... 42  
 Control D9..... 44  
 Control E1..... 46  
 Control G1..... 48  
 Control H2..... 50  
 Control H4..... 52  
 Control M1..... 54  
 Control M2..... 56  
 Control N1, N2..... 58  
 Control N5, N6..... 60  
 Control NN..... 62

**Displacement limitation**

Displacement limiter B..... 64  
 Displacement limiter C..... 66  
 Displacement limiter D..... 68  
 Displacement limiter N..... 70

**Orifice**

Orifice C1-C9..... 72  
 Orifice D1-D3..... 74  
 Orifice D4, D5..... 76

**Center section**

Centersection D1..... 78  
 Centersection E7..... 80  
 Centersection F7..... 82  
 Centersection F9..... 84  
 Centersection G6..... 86

**Housing**

Mounting flange F, J, N..... 88

**Shaft**

Shaft B4-G8..... 90

**Auxiliary mounting**

Aux mounting H1, H2.....	92
Aux mounting H3-H8.....	94
Aux mounting NN.....	96
Aux mounting T1, T2.....	98
Aux mounting T3, T8.....	100
Aux mounting TN.....	102

**High pressure protection**

HPS 13-28 (port A).....	104
HPS 30-42 (port A).....	106
HPS 13-28 (port B).....	108
HPS 30-42 (port B).....	110
HPS 13-28 (port C).....	112
HPS 30-42 (port C).....	114
HPS 13-28 (port D).....	116
HPS 30-42 (port D).....	118

**Charge pump and filtration**

Charge pump M, N.....	120
-----------------------	-----

**Charge pressure setting**

Charge pressure relief setting 20-28.....	122
Charge pressure relief setting 30-CK.....	124

**Overhaul seal kit**

Overhaul seal kit.....	126
------------------------	-----

**Service bulletins**

SB-2007-004.....	127
SB-2007-026.....	128
SB-2007-033.....	129
SB-2010-020.....	131
SB-2011-020.....	132
SB-2013-021.....	133
SB-2015-030.....	134
SB-2019-004.....	135

## General information

### Service parts identification

The following information and procedure is used to identify the module group, item number, manufacture date, part number, and part name of the parts included in the product.

The parts listed include all parts which may be used when performing either "Minor Repairs", "Major Repairs" or "Conversions" on the product.

### Nameplate

Each unit will have a nameplate affixed to the housing. The nameplate of the H1T 045/053 will include the following information:

#### **Model code**

The Danfoss model code completely defines the specific unit and must be used when ordering parts to service this product.

#### **Model/material number**

The Danfoss model number (also known as material number) is used by the factory in manufacturing. On repeat orders, a complete unit can be ordered by the model number.

#### **Serial number**

The Danfoss serial number is used to identify the manufacture date and the unit sequence in the build. The serial number is also used to identify the units warranty time period.

The letter code indicates the location of original manufacture (assembly).

The first number (2 digits) indicates the year of manufacture. The second number (2 digits) indicates the calendar week of manufacture.

The third number (5 digits) is a sequential number used to identify a specific unit.



## Date code

The date code is defined as the year and week of manufacture. The same item number may list more than one part number. This indicates that there is more than one configuration for that item number. You will see that there are different date codes for the different part numbers. Find the date code of your unit from the nameplate to determine which service part number you need to order.

*Example: The service part desired is item G30*

Order Code	Item	Date Begin	Date End	Part Number	Part Name	Qty. per Model/Kit
80	G30	89-17		8000243	End cap gasket	1
	G30		89-16	8000151	End cap gasket (SB-1995-006)	1

All units using this order code with a date code prior to 89-17 must use part number "8000151." All units with a date code of 89-17 and newer must use part number "8000243."

## About service bulletins

A Service Bulletin Number (SB-\_\_\_\_ - \_\_\_\_ ) may follow the "Part Name" of the part you desire. You must read that Service Bulletin prior to ordering that part. The information contained in these Service Bulletins, as of the print date of this bulletin, are included at the end of this manual. Service Bulletins contain more detailed information such as interchangeability, what additional parts are involved, etc. It is suggested that you add additional Service Bulletins to this manual as you receive them.

## Procedure to identify a part

The modular design of this product results in a simplified service parts list and part number identification procedure.

The same item numbers are used for same part names on all units within a product type. A part number that has another number following it in parentheses is done to make this a world wide manual. Referring to the Port Configuration in the Order Code on page 8, valid variables are "A" (Inch) and "M" (metric).

### Regional part numbers

Some part numbers are region specific and should be ordered accordingly.

As an example, the part number (example: 314583 (9008000-0118)) will be used. The first number is sold in Europe. The number in parentheses is sold in the United States. Customers would order 9008000-0118 if ordering the part in the United States.

### Example of parts identification (H1T 45/53)

The nameplate on an H1 pump has an Order Code of H1T045R A A N A2 C3 N D1 F G7 H7 35 35 3535 N P 28 PN C01 NNN. Use the following procedures to determine the part number of the driveshaft used on this pump.

1. Refer to the input shaft module in the order code.

The input shaft option for this pump is identified by the code "G7" (H1T045R A A N A2 C3 N D1 F **G7** H7 35 35 35 35 N P 28 PNC01 NNN).

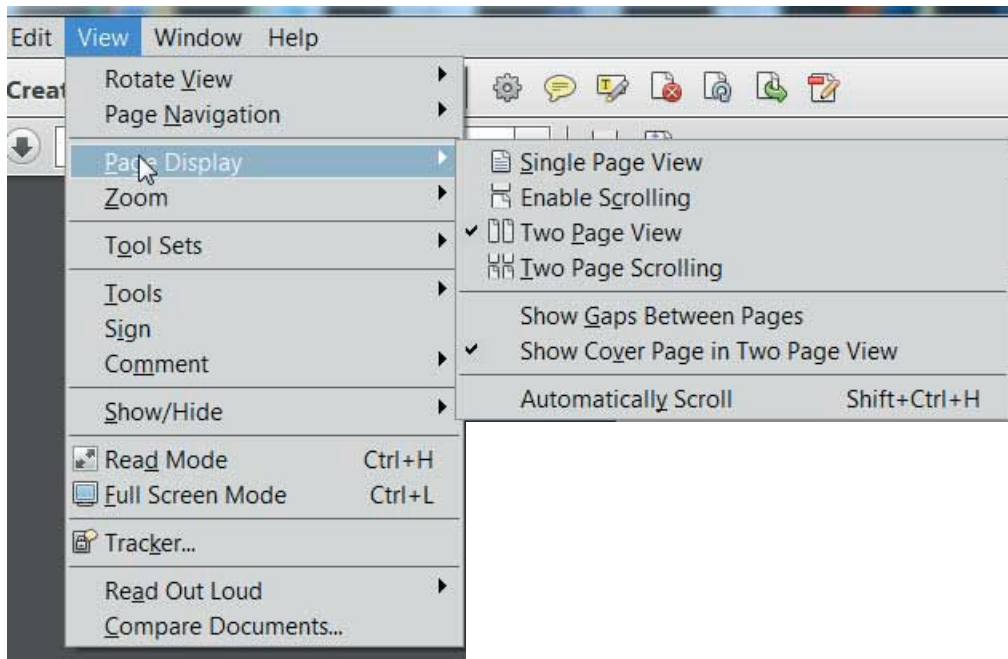
2. Refer to the service parts list and find the shaft group.
3. Find the order code that relates tot his unit, which is "G7."

The shaft is found to be item J100 and part number 141942.


## Adobe Acrobat 2-page viewing

While viewing manual in Adobe Acrobat, the following settings need to be applied to ensure proper page display.

1. Select "View" → "Page Display" → "Two Page View"
2. Select "View" → "Page Display" → "Show Cover Page in Two Page View"



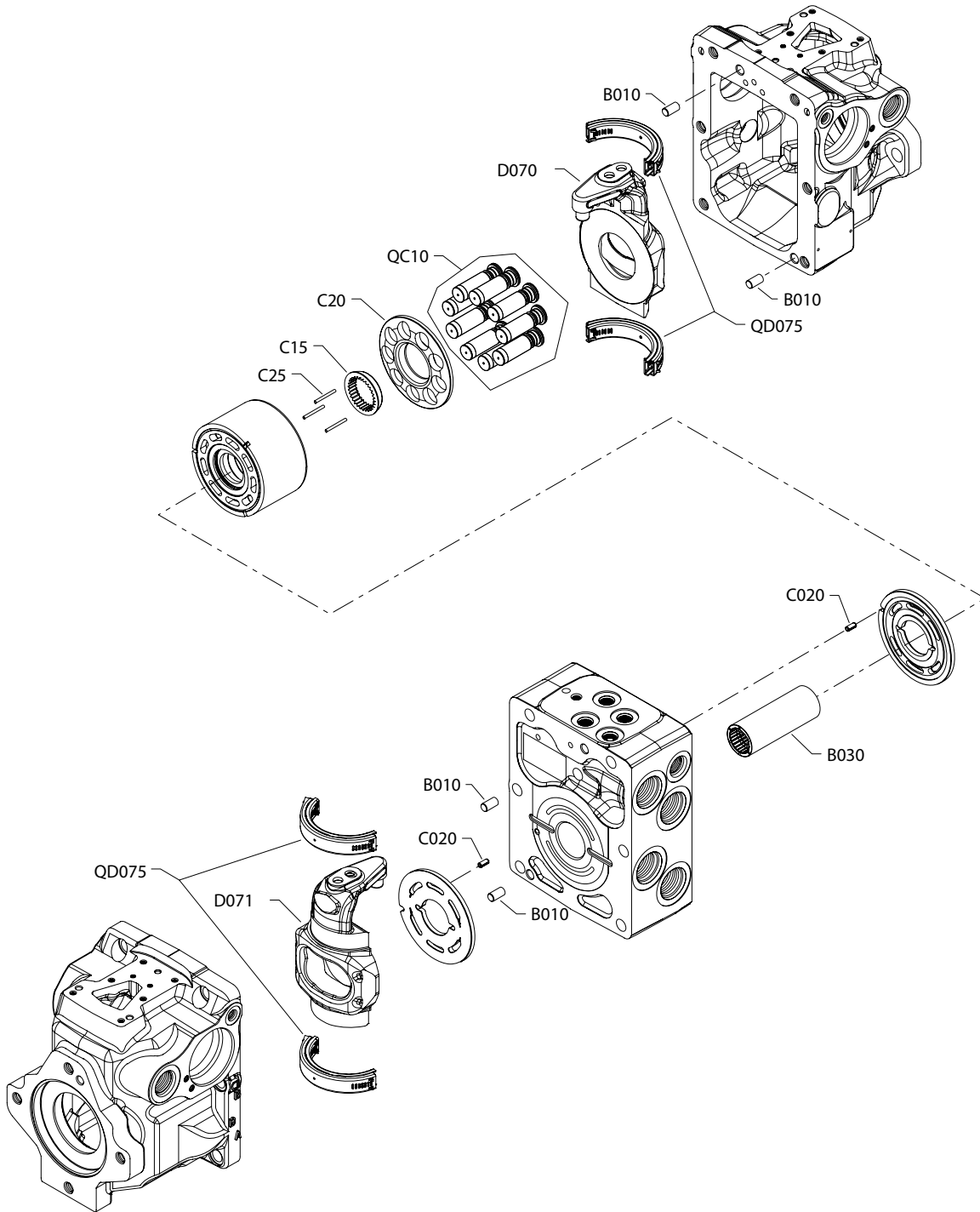
## Order code



## Common parts and special hardware

### H1T common parts

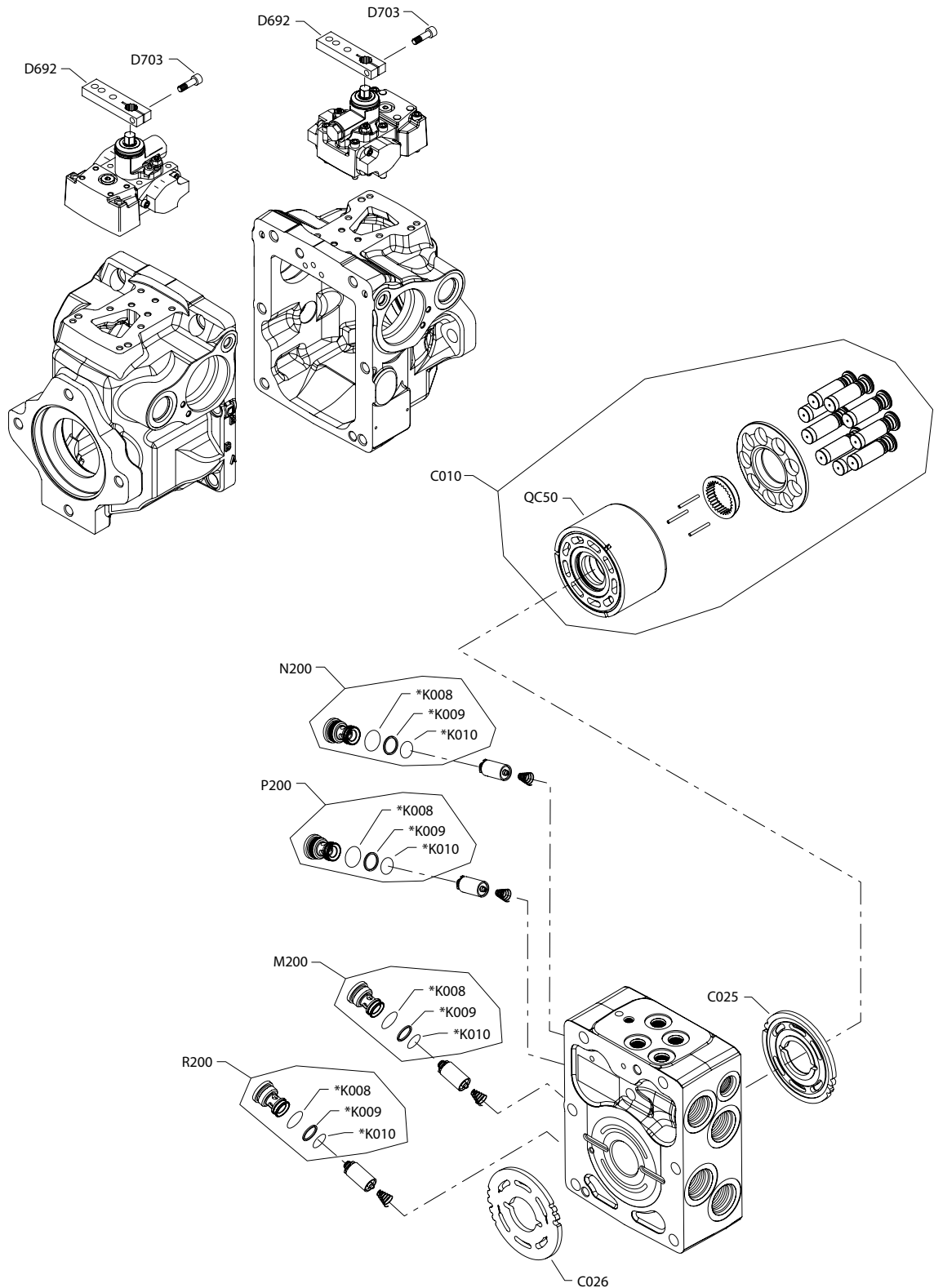
#### Common parts



Item	Date Begin	Date End	Part Number	Part Name	Qty per Model/Kit
B010	06-06		5000757	Dowel pin	4
B030	06-06		141959	Coupling	1
C020	06-06		9004700-1907	Valve plate pin	2
C15	06-06		140625	Slipper retainer ball guide	1
C20	06-06		141946	Slipper retainer	1
C25	06-06		4700091	Slipper hold down pin	3
D070	12-21		11068328	Swashplate ( <i>SB-2011-020</i> on page 132)	1
D070	06-06	12-20	11098280	Swashplate replacement kit	1
D071	12-21		11068328	Swashplate ( <i>SB-2011-020</i> on page 132)	1
D071	06-06	12-20	11098280	Swashplate replacement kit	1
QC10	06-06		11020841	Slipper/piston kit, 45 cc	1
QC10	06-06		11020932	Slipper/piston kit, 53 cc	1
QD075	06-06		11085533	Swashplate bearing kit ( <i>SB-2010-020</i> on page 131)	2

# H1T special hardware H1

## Parts configuration



\* Included in overhaul seal kit Q210.

*Common parts*

Item	Date Begin	Date End	Part Number	Part Name	Qty. per Model/Kit
C010	14-33		141631	Cylinderblock kit, 45 cc	1
C010	14-33		141632	Cylinderblock kit, 53 cc	1
C025	14-33		11071901	Valveplate kit, CW	1
C026	14-33		11071912	Valveplate kit, CCW	1
D692	14-33		11185938	Control handle	1
D703	14-33		11173701	Screw, M6 20	1
D792	14-33		11185938	Control handle	1
D793	14-33		11173701	Screw, M6 20	1
K008	14-33		9004201-6200	O-ring	4
K009	14-33		9006110-0160	Back up ring	4
K010	14-33		9004105-0160	O-ring	4
M200	14-33		4800589	SCR plug assembly	1
N200	14-33		4800589	SCR plug assembly	1
P200	14-33		4800589	SCR plug assembly	1
R200	14-33		4800589	SCR plug assembly	1

*Order code: H1 ("L" rotation tandem pump)*

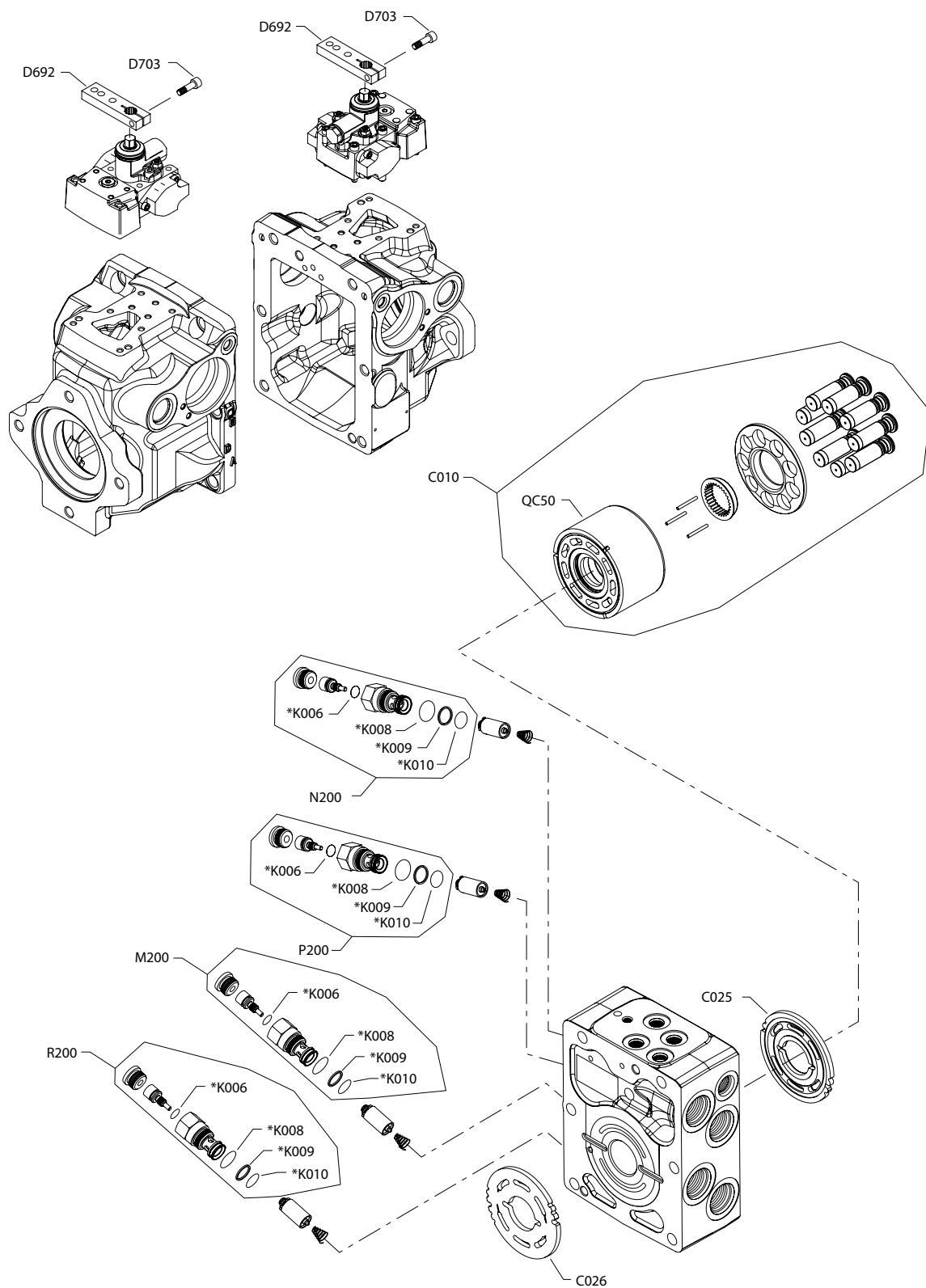
QC50	14-33		141553	Cylinderblock assembly, 45 cc	1
QC50	14-33		141554	Cylinderblock assembly, 53 cc	1

*Order code: H1 ("R" rotation tandem pump)*

QC50	14-33		141553	Cylinderblock assembly, 45 cc	1
QC50	14-33		141554	Cylinderblock assembly, 53 cc	1

## H1T special hardware H2

### Parts configuration



\* Included in overhaul seal kit Q210.

*Common parts*

Item	Date Begin	Date End	Part Number	Part Name	Qty. per Model/Kit
C010	16-19		141631	Cylinderblock kit, 45 cc	1
C010	16-19		141632	Cylinderblock kit, 53 cc	1
D692	16-19		11185938	Control handle	1
D703	16-19		11173701	Screw, M6 20	1
D792	16-19		11185938	Control handle	1
D793	16-19		11173701	Screw, M6 20	1
K006	16-19		9004105-0130	O-ring	4
K008	16-19		9004201-6200	O-ring	4
K009	16-19		9006110-0160	Back up ring	4
K010	16-19		9004105-0160	O-ring	4
M200	16-19		11027133	NCV bypass plug assembly	1
N200	16-19		11027133	NCV bypass plug assembly	1
P200	16-19		11027133	NCV bypass plug assembly	1
QC50	16-19		141553	Cylinderblock assembly, 45 cc	1
QC50	16-19		141554	Cylinderblock assembly, 53 cc	1
R200	16-19		11027133	NCV bypass plug assembly	1

*Order code: H2 ("L" rotation tandem pump)*

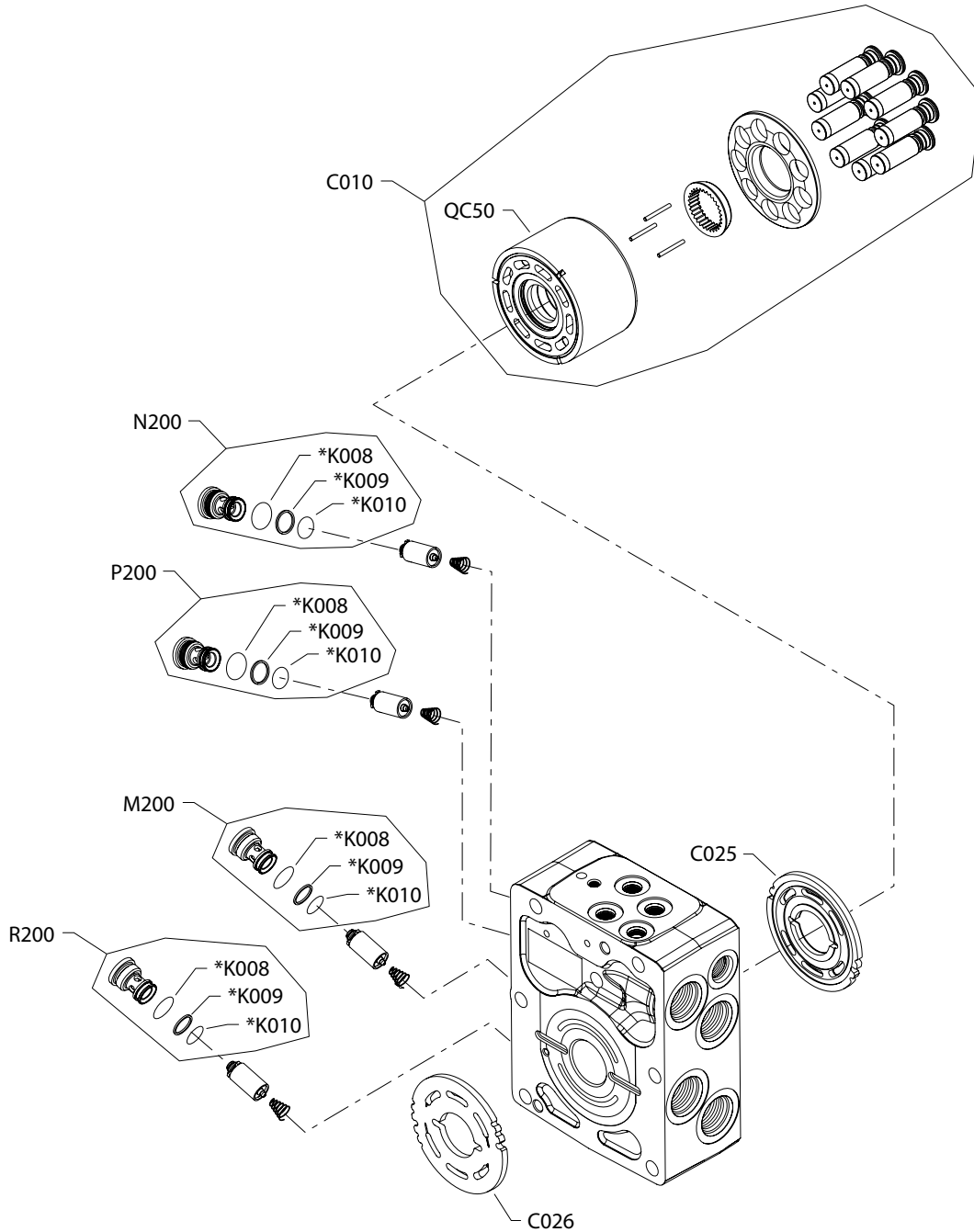
C026	16-19		11071901	Valveplate kit, CW	1
C025	16-19		11071912	Valveplate kit, CCW	1

*Order code: H2 ("R" rotation tandem pump)*

C025	16-19		11071912	Valveplate kit, CCW	1
C026	16-19		11071901	Valveplate kit, CW	1

# H1T special hardware P1

## Parts configuration



\* Included in overhaul seal kit Q210.

*Common parts*

Item	Date Begin	Date End	Part Number	Part Name	Qty. per Model/Kit
C010	06-06		141631	Cylinderblock kit, 45 cc	1
C010	06-06		141632	Cylinderblock kit, 53 cc	1
K008	06-06		9004201-6200	O-ring	4
K009	06-06		9006110-0160	Back up ring	4
K010	06-06		9004105-0160	O-ring	4
M200	06-06		4800589	SCR plug assembly	1
N200	06-06		4800589	SCR plug assembly	1
P200	06-06		4800589	SCR plug assembly	1
QC50	06-06		141553	Cylinderblock assembly, 45 cc	1
QC50	06-06		141554	Cylinderblock assembly, 53 cc	1
R200	06-06		4800589	SCR plug assembly	1

*Order code: P1 ("L" rotation tandem pump)*

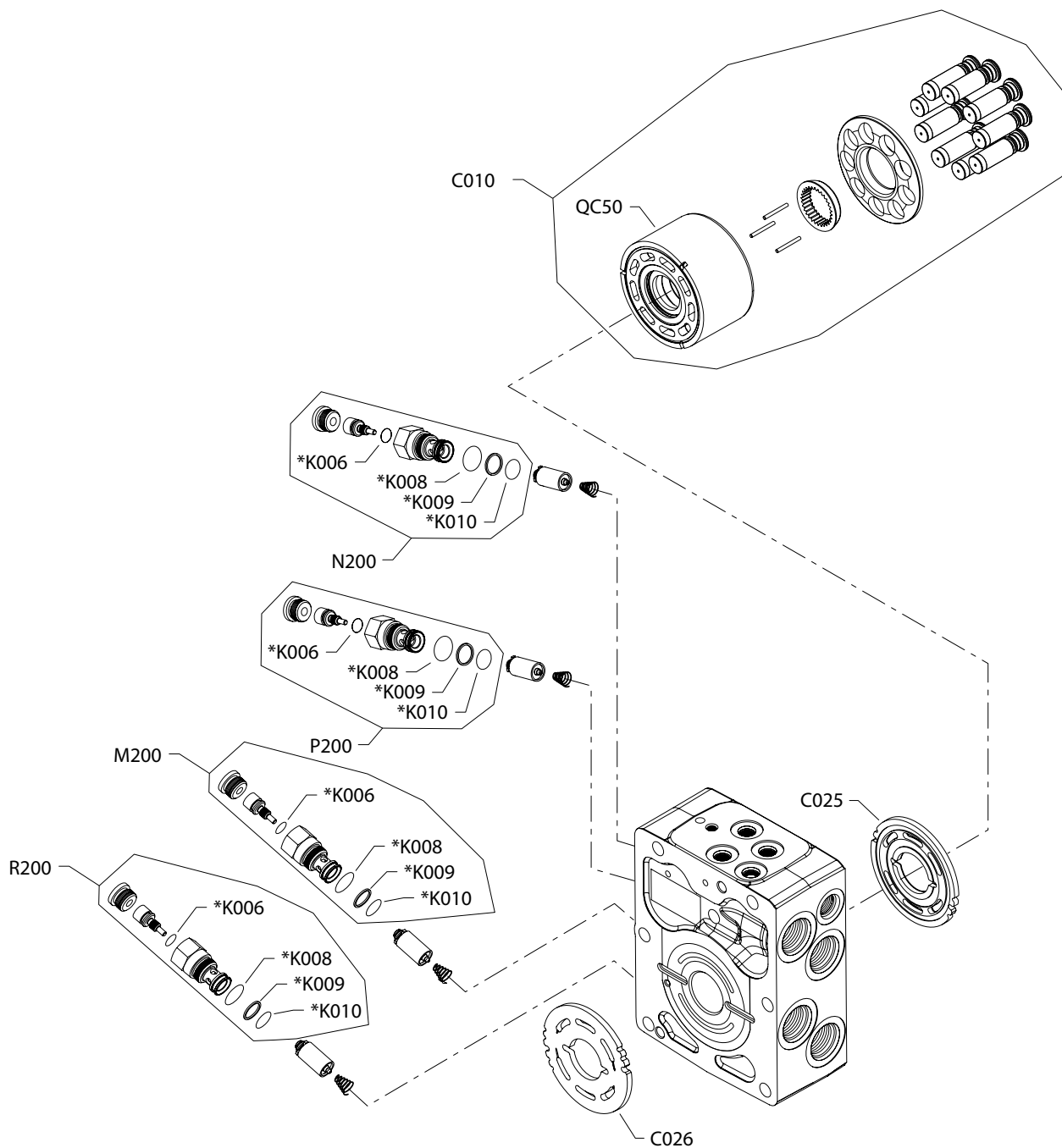
C025	06-06		11071901	Valveplate kit, CW	1
C026	06-06		11071912	Valveplate kit, CCW	1

*Order code: P1 ("R" rotation tandem pump)*

C025	06-06		11071912	Valveplate kit, CCW	1
C026	06-06		11071901	Valveplate kit, CW	1

# H1T special hardware P3

## Parts configuration



\* Included in overhaul seal kit Q210.

Item	Date Begin	Date End	Part Number	Part Name	Qty. per Model/Kit
C010	06-06		141631	Cylinderblock kit, 45 cc	1
C010	06-06		141632	Cylinderblock kit, 53 cc	1
K006	06-06		9004105-0130	O-ring	4
K008	06-06		9004201-6200	O-ring	4
K009	06-06		9006110-0160	Back up ring	4
K010	06-06		9004105-0160	O-ring	4
M200	06-06		11027133	NCV bypass plug assembly	1
N200	06-06		11027133	NCV bypass plug assembly	1
P200	06-06		11027133	NCV bypass plug assembly	1
QC50	06-06		141553	Cylinderblock assembly, 45 cc	1
QC50	06-06		141554	Cylinderblock assembly, 53 cc	1
R200	06-06		11027133	NCV bypass plug assembly	1

*Order code: P3 ("L" rotation tandem pump)*

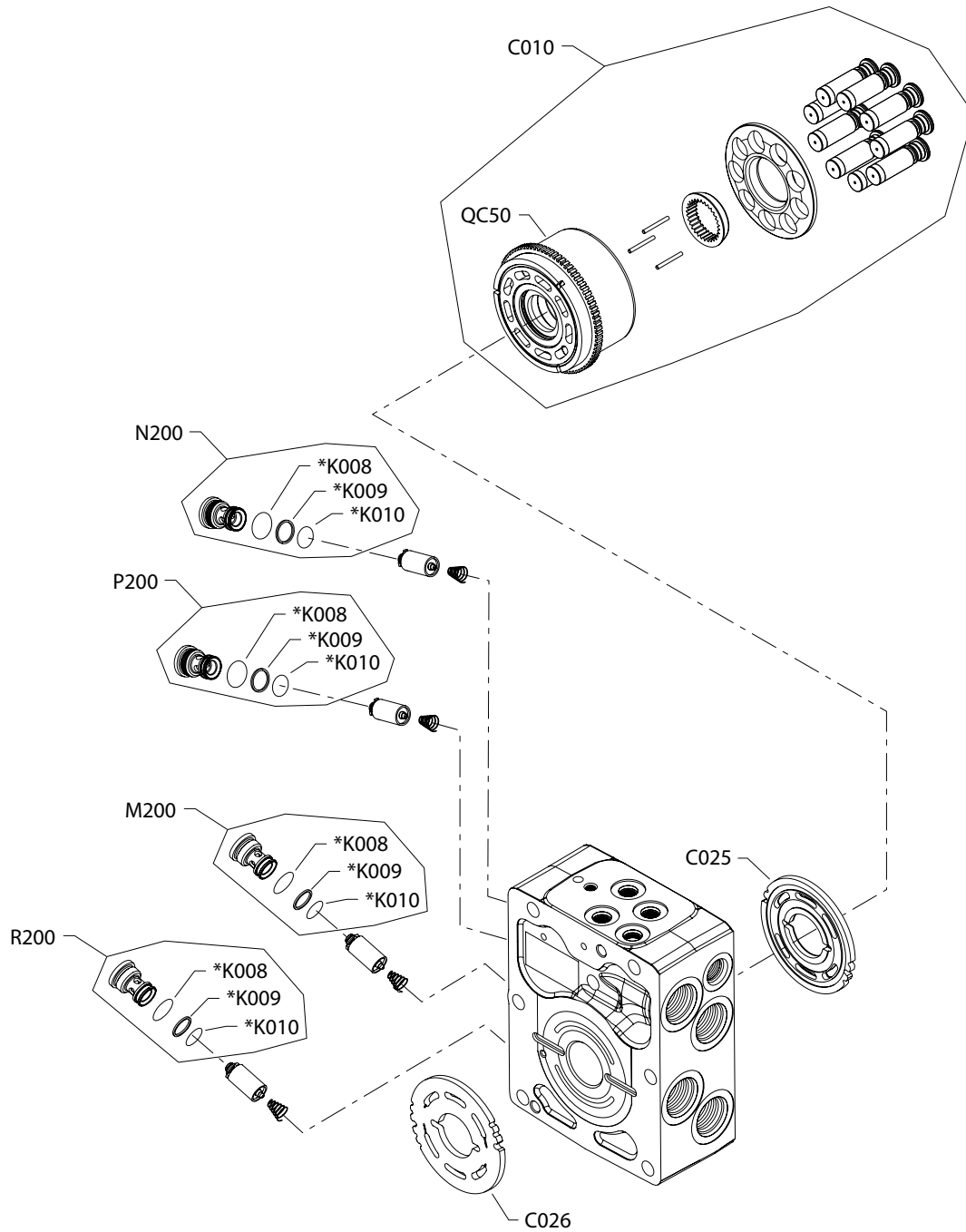
C025	06-06		11071901	Valveplate kit, CW	1
C026	06-06		11071912	Valveplate kit, CCW	1

*Order code: P3 ("R" rotation tandem pump)*

C025	06-06		11071912	Valveplate kit, CCW	1
C026	06-06		11071901	Valveplate kit, CW	1

## H1T special hardware P4

### Parts configuration



\* Included in overhaul seal kit Q210

*Common parts*

Item	Date Begin	Date End	Part Number	Part Name	Qty. per Model/Kit
C010	06-06		11030567	Cylinderblock kit, with speed ring, 45 cc	1
C010	06-06		11030568	Cylinderblock kit, with speed ring, 53 cc	1
K008	06-06		9004201-6200	O-ring	4
K009	06-06		9006110-0160	Back up ring	4
K010	06-06		9004105-0160	O-ring	4
M200	06-06		4800589	SCR plug assembly	1
N200	06-06		4800589	SCR plug assembly	1
P200	06-06		4800589	SCR plug assembly	1
QC50	06-06		11030569	Cylinderblock assembly, with speed ring, 45 cc	1
QC50	06-06		11030570	Cylinderblock assembly, with speed ring, 53 cc	1
R200	06-06		4800589	SCR plug assembly	1

*Order code: P4 ("L" rotation tandem pump)*

C025	06-06		11071901	Valveplate kit, CW	1
C026	06-06		11071912	Valveplate kit, CCW	1

*Order code: P4 ("R" rotation tandem pump)*

C025	06-06		11071912	Valveplate kit, CCW	1
C026	06-06		11071901	Valveplate kit, CW	1



*Common parts*

Item	Date Begin	Date End	Part Number	Part Name	Qty. per Model/Kit
C010	06-06		141631	Cylinderblock kit, 45 cc	1
C010	06-06		141632	Cylinderblock kit, 53 cc	1
K008	06-06		9004201-6200	O-ring	4
K009	06-06		9006110-0160	Back up ring	4
K010	06-06		9004105-0160	O-ring	4
M200	06-06		4800589	SCR plug assembly	1
N200	06-06		4800589	SCR plug assembly	1
P200	06-06		4800589	SCR plug assembly	1
QC50	06-06		141553	Cylinderblock assembly, 45 cc	1
QC50	06-06		141554	Cylinderblock assembly, 53 cc	1
R200	06-06		4800589	SCR plug assembly	1

*Order code: PN ("L" rotation tandem pump)*

C025	06-06		11071901	Valveplate kit, CW	1
C026	06-06		11071912	Valveplate kit, CCW	1

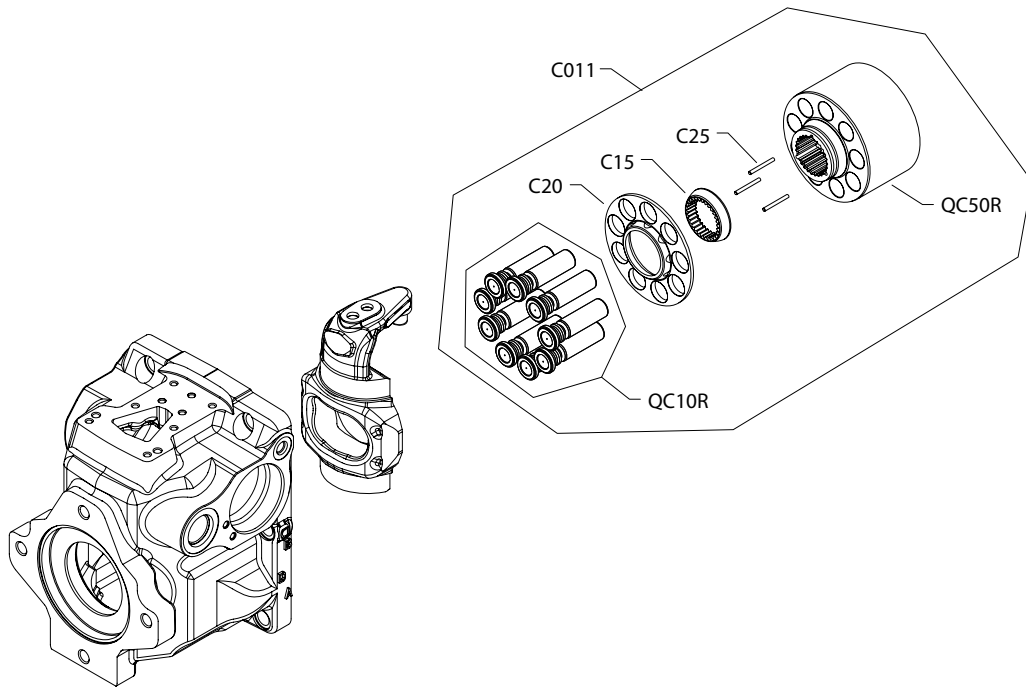
*Order code: PN ("R" rotation tandem pump)*

C025	06-06		11071912	Valveplate kit, CCW	1
C026	06-06		11071901	Valveplate kit, CW	1

## Rear displacement

### H1T rear displacement A, C, N

*Parts configuration*



*Order code: A (H1T053)*

Item	Date Begin	Date End	Part Number	Part Name	Qty. per Model/Kit
C011	06-06		141631	Cylinderblock kit, 45 cc	1
C15	06-06		140625	Slipper retainer ball guide	1
C20	06-06		141946	Slipper retainer	1
C25	06-06		4700091	Slipper hold down pin	3
QC10R	06-06		11020841	Slipper/piston kit, 45 cc	1
QC50R	06-06		141553	Cylinderblock assembly, 45 cc	1

*Order code: C (H1T045)*

C011	06-06		141632	Cylinderblock kit, 53 cc	1
C15	06-06		140625	Slipper retainer ball guide	1
C20	06-06		141946	Slipper retainer	1
C25	06-06		4700091	Slipper hold down pin	3
QC10R	06-06		11020932	Slipper/piston kit, 53 cc	1
QC50R	06-06		141554	Cylinderblock assembly, 53 cc	1

*Order code: N (H1T045)*

C011	06-06		141631	Cylinderblock kit, 45 cc	1
C15	06-06		140625	Slipper retainer ball guide	1
C20	06-06		141946	Slipper retainer	1
C25	06-06		4700091	Slipper hold down pin	3
QC10R	06-06		11020841	Slipper/piston kit, 45 cc	1
QC50R	06-06		141553	Cylinderblock assembly, 45 cc	1

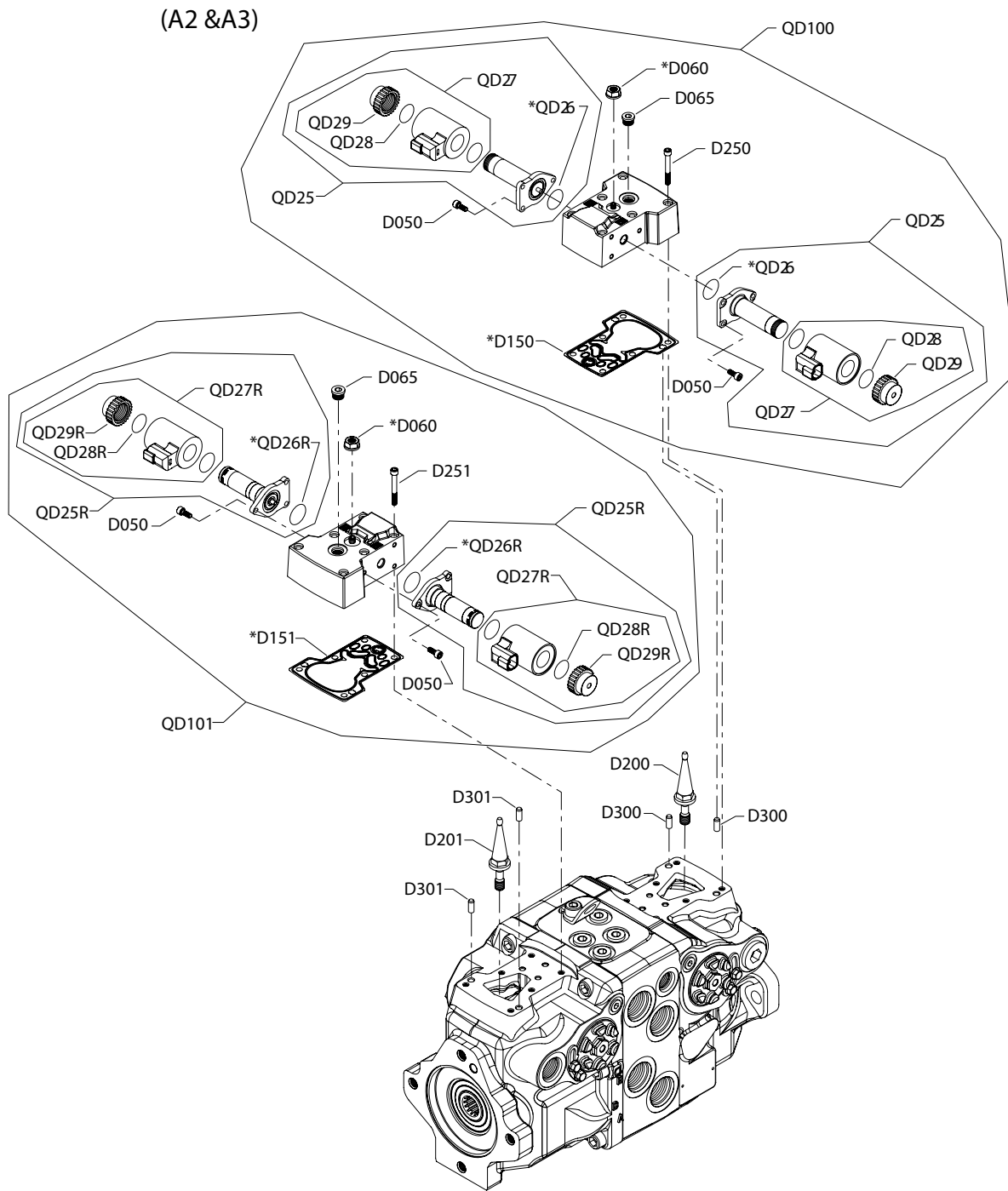
*Order code: N (H1T053)*

C011	06-06		141632	Cylinderblock kit, 53 cc	1
C15	06-06		140625	Slipper retainer ball guide	1
C20	06-06		141946	Slipper retainer	1
C25	06-06		4700091	Slipper hold down pin	3
QC10R	06-06		11020932	Slipper/piston kit, 53 cc	1
QC50R	06-06		141554	Cylinderblock assembly, 53 cc	1

# Controls

## H1T control A2, A3

### Parts configuration



\* Included in overhaul seal kit Q210

## Common parts

Item	Date Begin	Date End	Part Number	Part Name	Qty. per Model/Kit
D050	06-06		716860	Screw, M5 x 12	12
D060	06-06		612291 (9003508-0008)	Seal nut	2
D065	06-06		9005110-4400	Plug assembly	2
D150	06-06		11173377	Control gasket	1
D151	06-06		11173377	Control gasket	1
D200	06-06		11202172	Swashplate feedback link	1
D201	06-06		11202172	Swashplate feedback link	1
D250	06-06		505038	Screw, M6 x 45	6
D251	06-06		505038	Screw, M6 x 45	6
D300	06-06		310979	Dowel pin	2
D301	06-06		310979	Dowel pin	2
QD26	06-06		11001952	O-ring	2
QD26R	06-06		11001952	O-ring	2
QD28	06-06		063172	O-ring	2
QD28R	06-06		063172	O-ring	2
QD29	06-06		11027046	Coil nut	2
QD29R	06-06		11027046	Coil nut	2

## Order code: A2

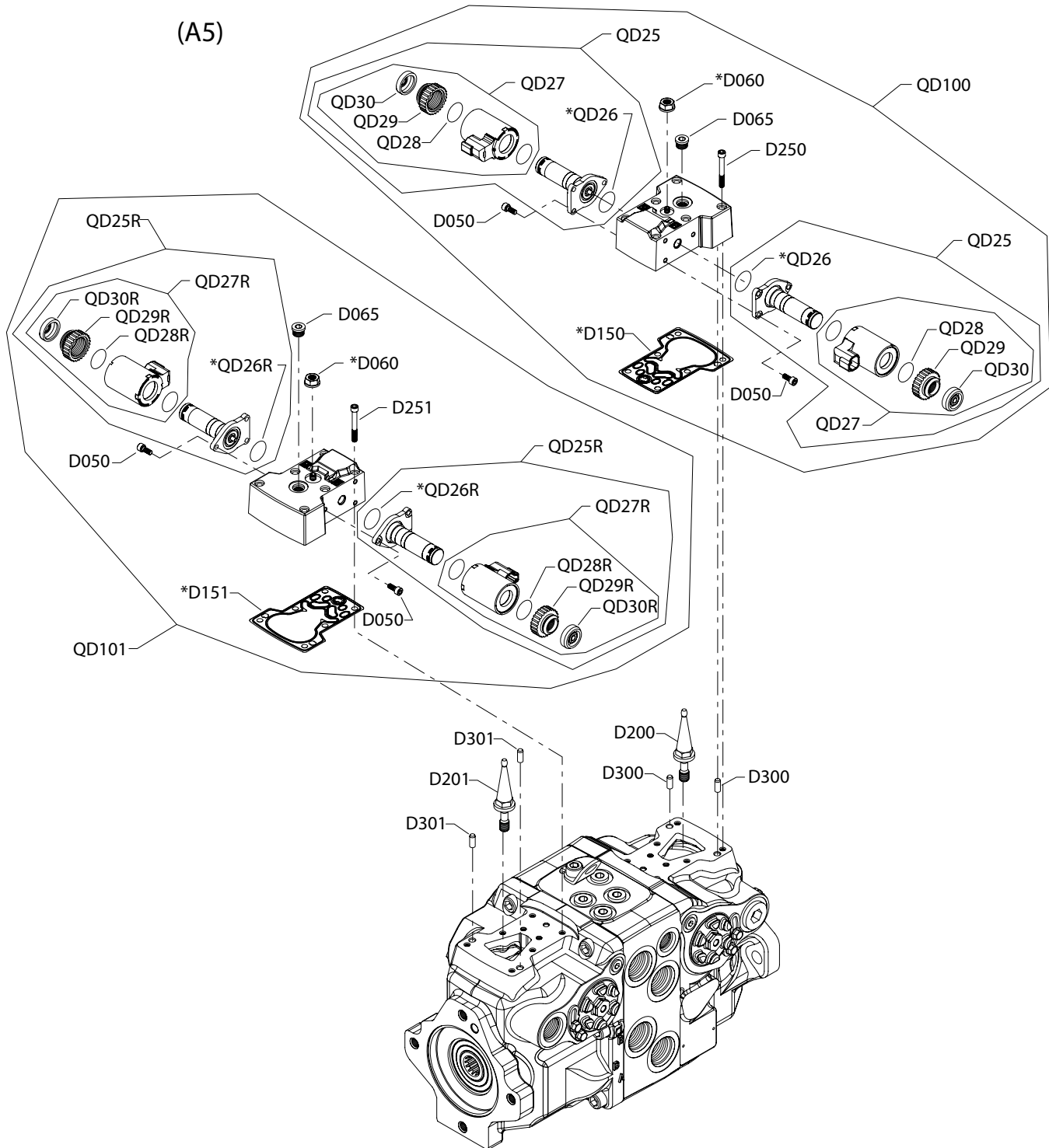
QD25	06-06		11012457	Proportional solenoid, 12V	2
QD25R	06-06		11012457	Proportional solenoid, 12V	2
QD27	06-06		11028018	Coil kit, 12V, DEUTSCH connector	2
QD27R	06-06		11028018	Coil kit, 12V, DEUTSCH connector	2
QD100	06-06		11019680	EDC kit, 12V, high gain spool	1
QD101	06-06		11019680	EDC kit, 12V, high gain spool	1

## Order code: A3

QD25	06-06		11012459	Proportional solenoid, 24V ( <i>SB-2007-033</i> on page 129)	2
QD25R	06-06		11012459	Proportional solenoid, 24V ( <i>SB-2007-033</i> on page 129)	2
QD27	06-06		11028019	Coil kit, 24V, DEUTSCH connector ( <i>SB-2007-033</i> on page 129)	2
QD27R	06-06		11028019	Coil kit, 24V, DEUTSCH connector ( <i>SB-2007-033</i> on page 129)	2
QD100	06-06		11019681	EDC kit, 24V, high gain spool	1
QD101	06-06		11019681	EDC kit, 24V, high gain spool	1

# H1T control A4

## Parts configuration



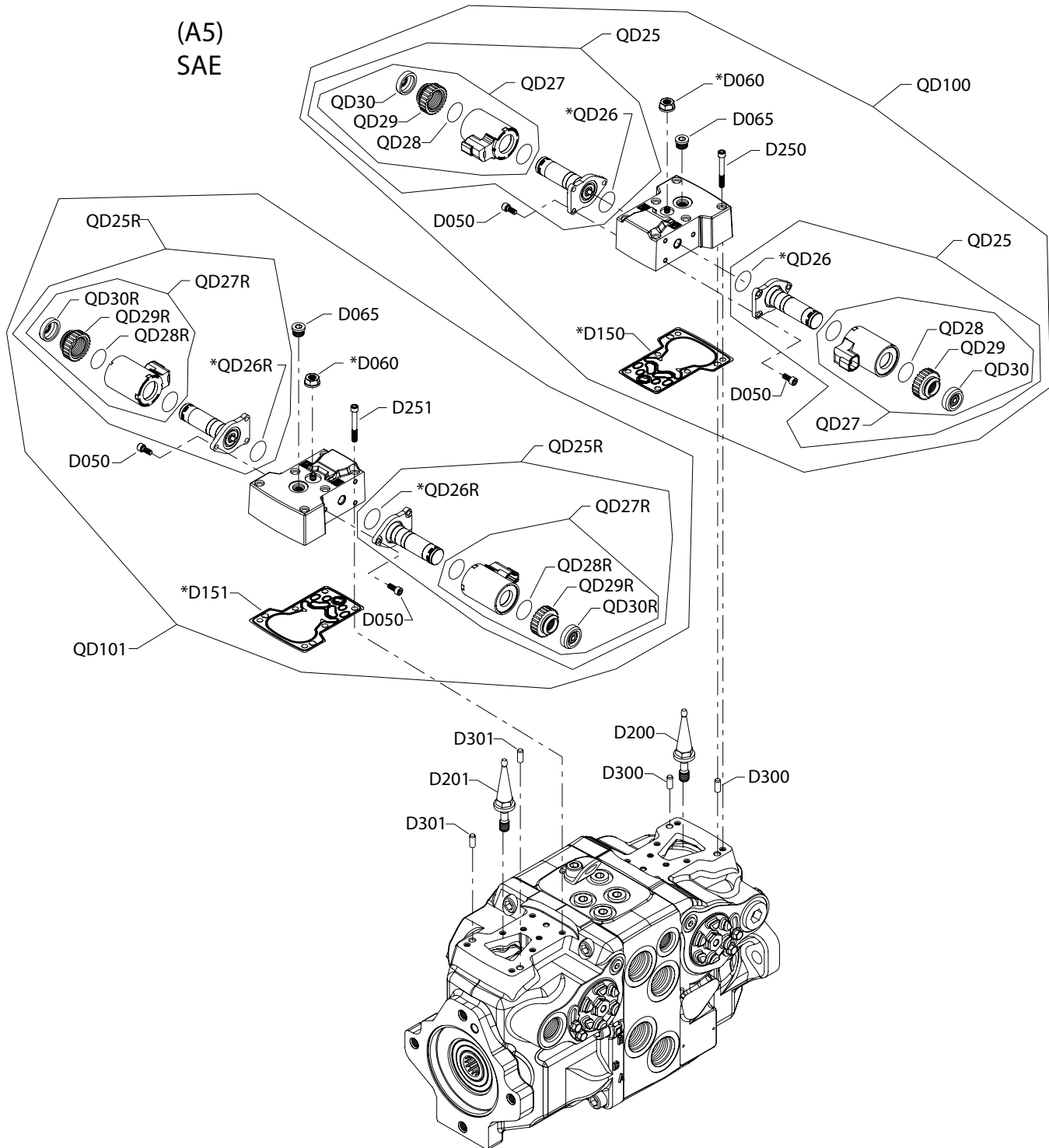
\* Included in overhaul seal kit Q210

## Order code: A4

Item	Date Begin	Date End	Part Number	Part Name	Qty. per Model/Kit
D050	06-06		716860	Screw, M5 x 12	12
D060	06-06		612291 (9003508-0008)	Seal nut	2
D065	06-06		9005110-4400	Plug	2
D150	06-06		11173377	Control gasket	1
D151	06-06		11173377	Control gasket	1
D200	06-06		11202172	Swashplate feedback link	1
D201	06-06		11202172	Swashplate feedback link	1
D250	06-06		505038	Screw, M6 x 45	6
D251	06-06		505038	Screw, M6 x 45	6
D300	06-06		310979	Dowel pin	2
D301	06-06		310979	Dowel pin	2
QD25	06-06		140750	Proportional solenoid, 12V, DEUTSCH connector	2
QD25R	06-06		140750	Proportional solenoid, 12V, DEUTSCH connector	2
QD26	06-06		11001952	O-ring	2
QD26R	06-06		11001952	O-ring	2
QD27	06-06		11004698	Coil kit, 12V, DEUTSCH connector	2
QD27R	06-06		11004698	Coil kit, 12V, DEUTSCH connector	2
QD28	06-06		063172	O-ring	2
QD28R	06-06		063172	O-ring	2
QD29	06-06		11319330	Coil nut	2
QD29R	06-06		11319330	Coil nut	2
QD30	06-06		11027883	Cap	2
QD30R	06-06		11027883	Cap	2
QD100	06-06		11019732	EDC kit, 12V, high gain spool, manual override	1
QD101	06-06		11019732	EDC kit, 12V, high gain spool, manual override	1

# H1T control A5

## Parts configuration



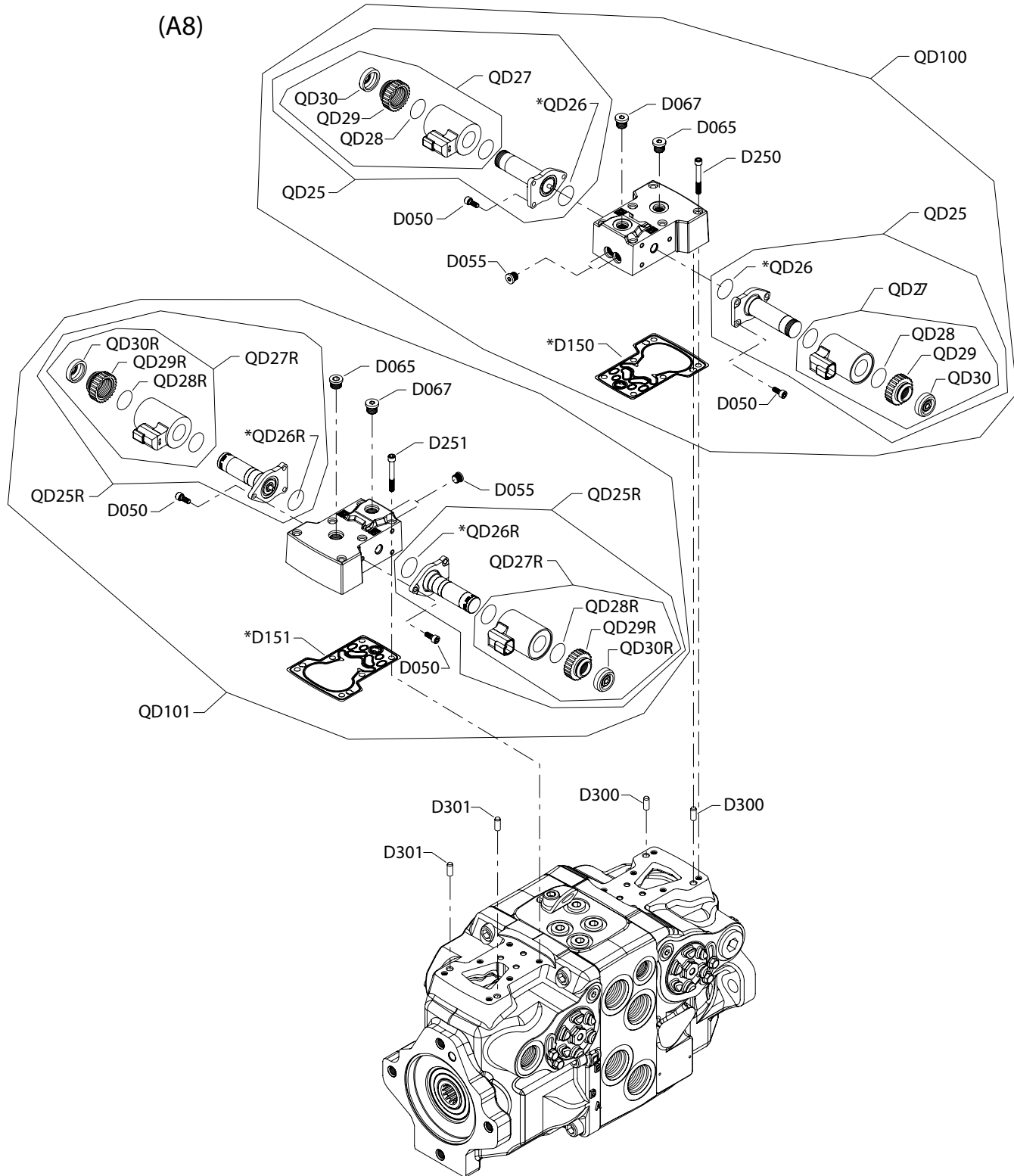
\* Included in overhaul seal kit Q210

## Order code: A5

Item	Date Begin	Date End	Part Number	Part Name	Qty. per Model/Kit
D050	06-06		716860	Screw, M5 x 12	12
D060	06-06		612291 (9003508-0008)	Seal nut	2
D065	06-06		9005110-4400	Plug assembly	2
D065	06-06		5000572	Plug assembly, M12	2
D150	06-06		11173377	Control gasket	1
D151	06-06		11173377	Control gasket	1
D200	06-06		11202172	Swashplate feedback link	1
D201	06-06		11202172	Swashplate feedback link	1
D250	06-06		505038	Screw, M6 x 45	6
D251	06-06		505038	Screw, M6 x 45	6
D300	06-06		310979	Dowel pin	2
D301	06-06		310979	Dowel pin	2
QD25	06-06		140751	Proportional solenoid, 24V, DEUTSCH connector	2
QD25R	06-06		140751	Proportional solenoid, 24V, DEUTSCH connector	2
QD26	06-06		11001952	O-ring	2
QD26R	06-06		11001952	O-ring	2
QD27	06-06		11004700	Coil kit, 24V, DEUTSCH connector	2
QD27R	06-06		11004700	Coil kit, 24 V, DEUTSCH connector	2
QD28	06-06		063172	O-ring	2
QD28R	06-06		063172	O-ring	2
QD29	06-06		11319361	Coil nut	2
QD29R	06-06		11319361	Coil nut	2
QD30	06-06		11027883	Cap	2
QD30R	06-06		11027883	Cap	2
QD100	06-06		11019733	EDC kit, 24V, high gain spool, manual override	1
QD100	06-06		11170082	EDC kit, 24V, high gain spool, manual override (metric)	1
QD101	06-06		11019733	EDC kit, 24V, high gain spool, manual override	1
QD101	06-06		11170082	EDC kit, 24V, high gain spool, manual override (metric)	1

# H1T control A8

## Parts configuration



\* Included in overhaul seal kit Q210

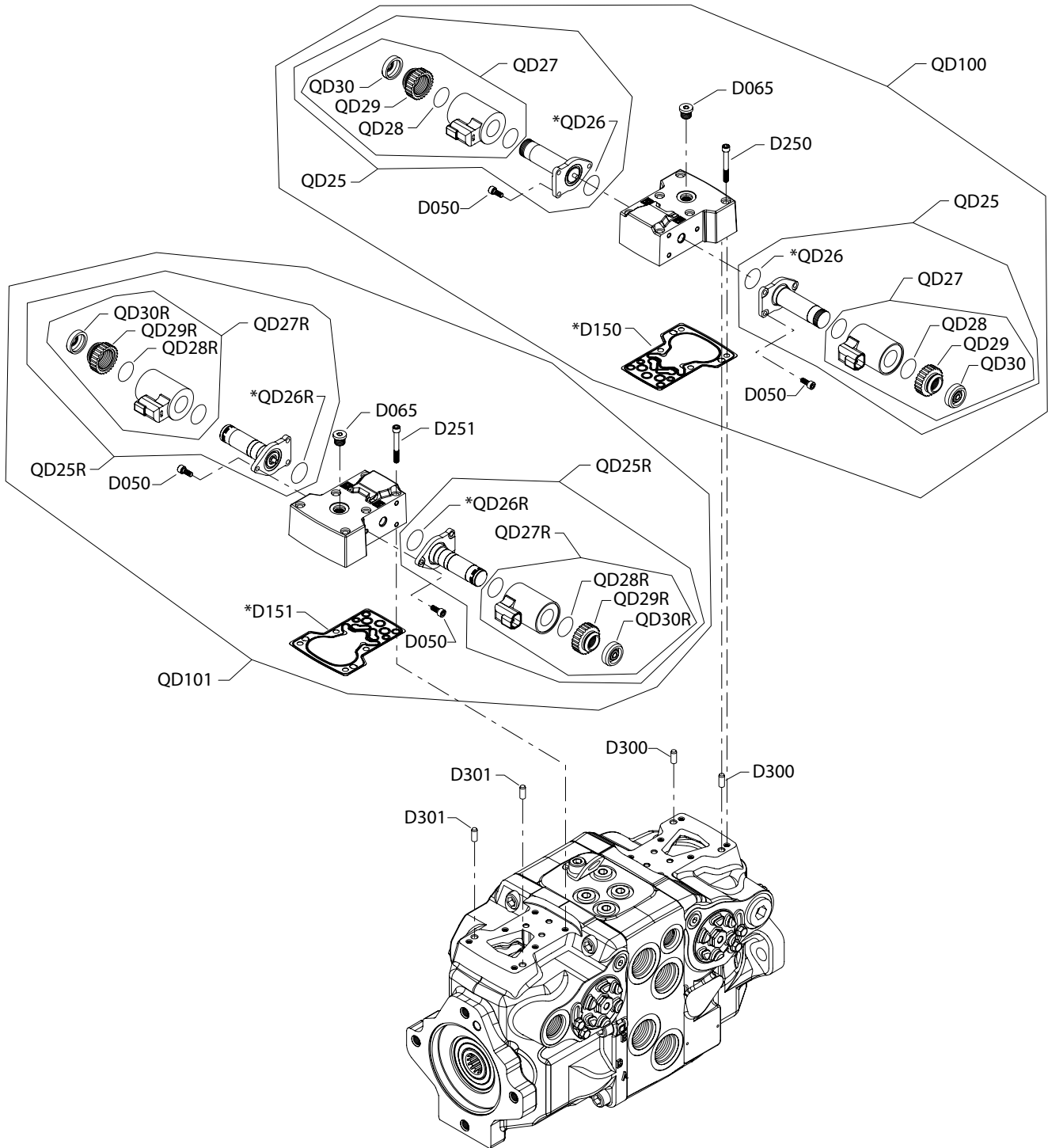
## Order code: A8

Item	Date Begin	Date End	Part Number	Part Name	Qty. per Model/Kit
D050	06-06		716860	Screw, M5 x 12	12
D055	06-06		11040532	Plug assembly	4
D065	06-06		9005110-4400	Plug assembly	2
D067	06-06		9005110-4400	Plug assembly	2
D150	06-06		11173377	Control gasket	1
D151	06-06		11173377	Control gasket	1
D250	06-06		505038	Screw, M6 x 45	6
D251	06-06		505038	Screw, M6 x 45	6
D300	06-06		310979	Dowel pin	2
D301	06-06		310979	Dowel pin	2
QD25	06-06		140750	Proportional solenoid, 12V, DEUTSCH connector	2
QD25R	06-06		140750	Proportional solenoid, 12V, DEUTSCH connector	2
QD26	06-06		11001952	O-ring	2
QD26R	06-06		11001952	O-ring	2
QD27	06-06		11004698	Coil kit, 12V, DEUTSCH connector	2
QD27R	06-06		11004698	Coil kit, 12V, DEUTSCH connector	2
QD28	06-06		063172	O-ring	2
QD28R	06-06		063172	O-ring	2
QD29	06-06		11319330	Coil nut	2
QD29R	06-06		11319330	Coil nut	2
QD30	06-06		11027883	Cap	2
QD30R	06-06		11027883	Cap	2
QD100	06-06		11015803	NFPE control kit, 12V, manual override, DEUTSCH connector	1
QD101	06-06		11015803	NFPE control kit, 12V, manual override, DEUTSCH connector	1

# H1T control A9, B1

## Parts configuration

(A9 & B1)



\* Included in overhaul seal kit Q210

*Common parts*

Item	Date Begin	Date End	Part Number	Part Name	Qty. per Model/Kit
D050	06-06		716860	Screw, M5 x 12	12
D065	06-06		9005110-4400	Plug	2
D150	06-06		11173377	Control gasket	1
D151	06-06		11173377	Control gasket	1
D250	06-06		505038	Screw, M6 x 45	6
D251	06-06		505038	Screw, M6 x 45	6
D300	06-06		310979	Dowel pin	2
D301	06-06		310979	Dowel pin	2
QD26	06-06		11001952	O-ring	2
QD26R	06-06		11001952	O-ring	2
QD28	06-06		063172	O-ring	2
QD28R	06-06		063172	O-ring	2
QD30	06-06		11027883	Cap	2
QD30R	06-06		11027883	Cap	2

*Order code: A9*

QD25	06-06		141301	Proportional solenoid, 12V, DEUTSCH connector	2
QD25R	06-06		141301	Proportional solenoid, 12V, DEUTSCH connector	2
QD27	06-06		11005222	Coil kit, 12V, DEUTSCH connector	2
QD27R	06-06		11005222	Coil kit, 12V, DEUTSCH connector	2
QD29	06-06		11319330	Coil nut	2
QD29R	06-06		11319330	Coil nut	2
QD100	06-06		11025905	FNR control kit, 12V, manual override, DEUTSCH connector	1
QD101	06-06		11025905	FNR control kit, 12V, manual override, DEUTSCH connector	1

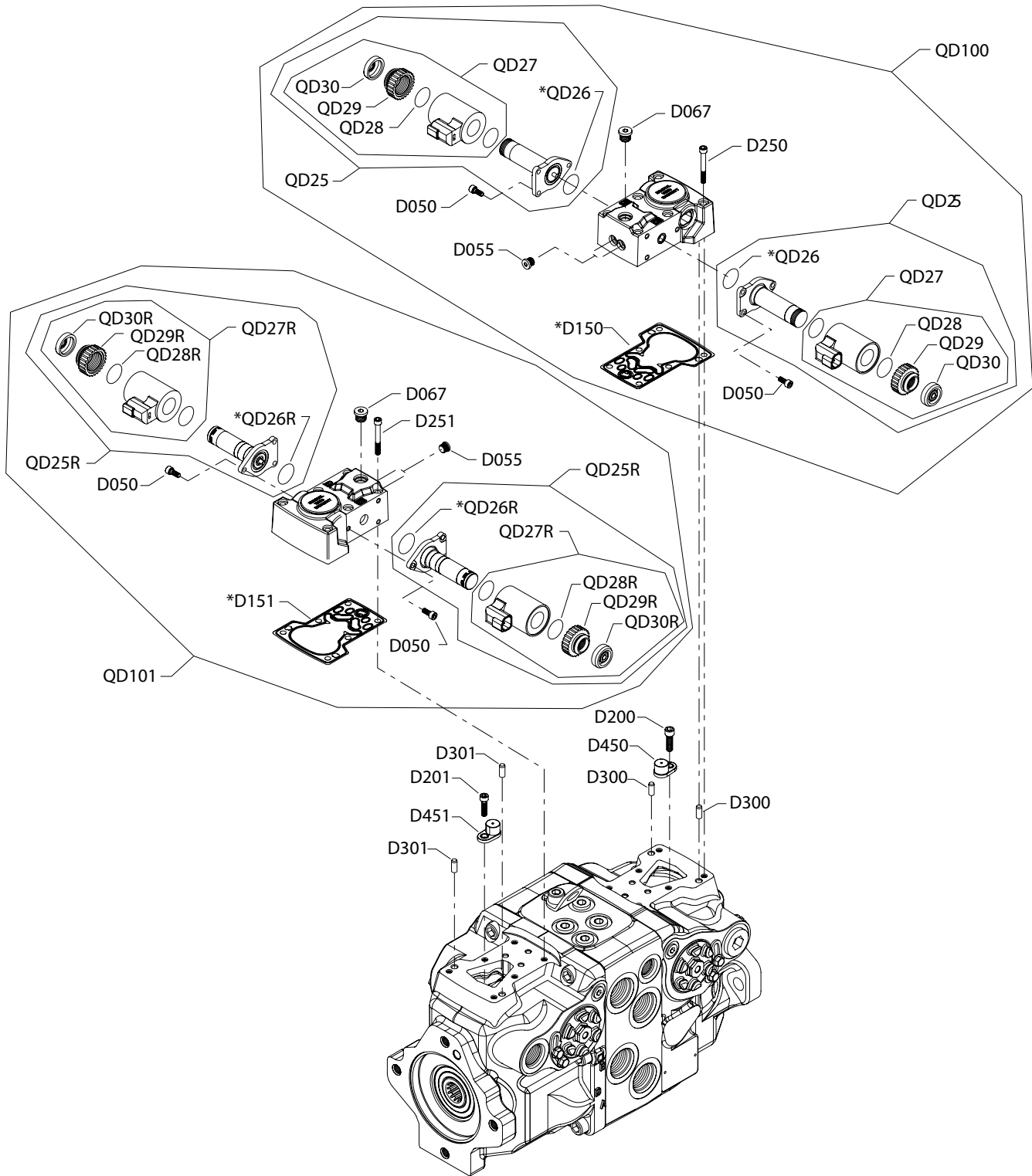
*Order code: B1*

QD25	06-06		141313	Proportional solenoid, 24V, DEUTSCH connector	2
QD25R	06-06		141313	Proportional solenoid, 24V, DEUTSCH connector	2
QD27	06-06		11005223	Coil kit, 24V, DEUTSCH connector	2
QD27R	06-06		11005223	Coil kit, 24V, DEUTSCH connector	2
QD29	06-06		11319361	Coil nut	2
QD29R	06-06		11319361	Coil nut	2
QD100	06-06		11025906	FNR control kit, 24V, manual override, DEUTSCH connector	1
QD101	06-06		11025906	FNR control kit, 24V, manual override, DEUTSCH connector	1

# H1T control B5

## Parts configuration

(A9 & B1)



\* Included in overhaul seal kit Q210

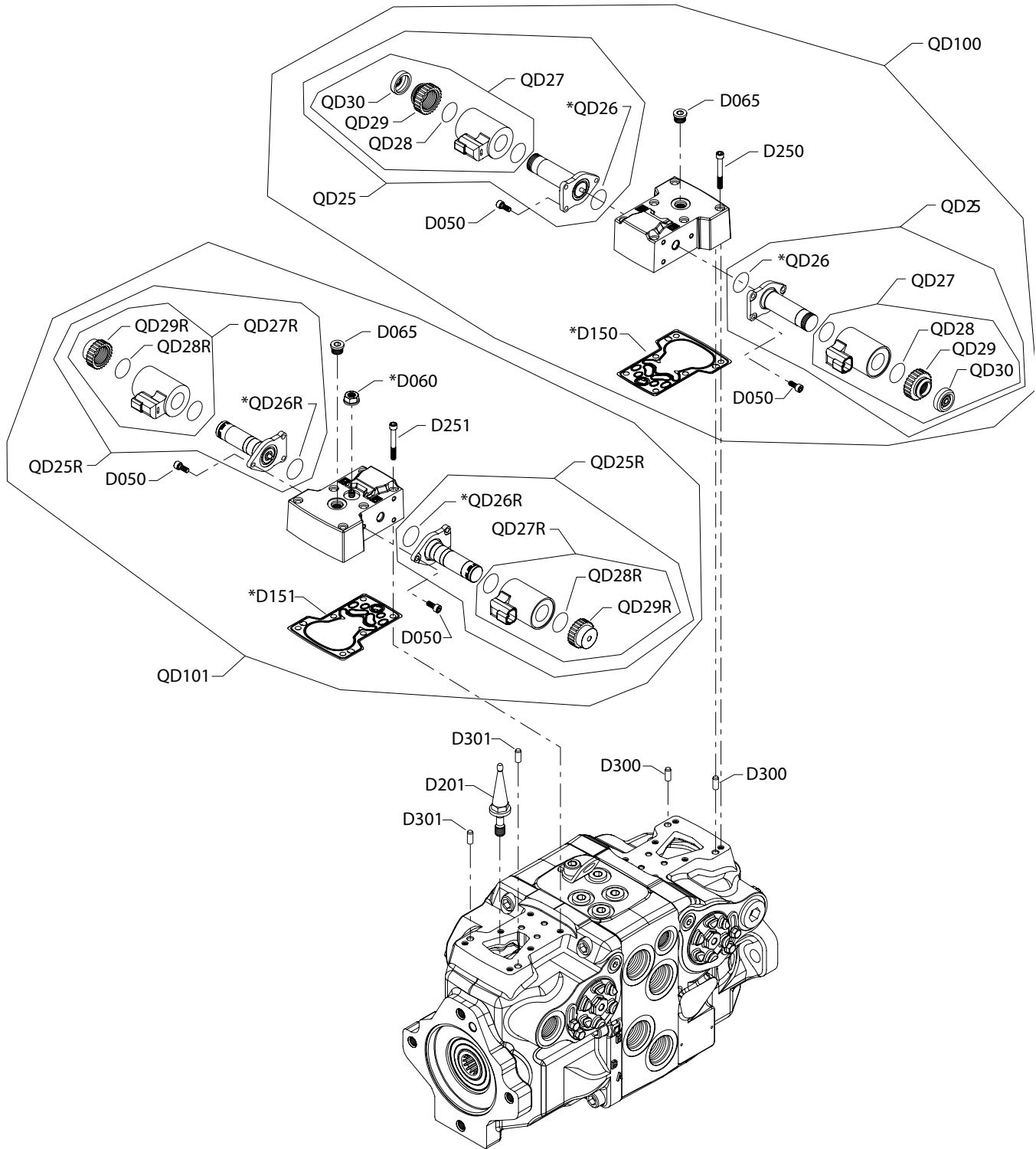
## Order code: B5

Item	Date Begin	Date End	Part Number	Part Name	Qty. per Model/Kit
D050	06-06		716860	Screw,M5 x 12	12
D055	06-06		11040532	Plug assembly	4
D067	06-06		9005110-4400	Plug assembly	2
D150	06-06		11173377	Control gasket	1
D151	06-06		11173377	Control gasket	1
D200	06-06		141472	Screw, special	1
D201	06-06		141472	Screw, special	1
D250	06-06		505038	Screw, M6 x 45	6
D251	06-06		505038	Screw, M6 x 45	6
D300	06-06		310979	Dowel pin	2
D301	06-06		310979	Dowel pin	2
D450	06-06		11003097	Magnet carrier	1
D451	06-06		11003097	Magnet carrier	1
QD25	06-06		140750	Proportional solenoid, 12 volt	2
QD25R	06-06		140750	Proportional solenoid, 12 volt	2
QD26	06-06		11001952	O-ring	2
QD26R	06-06		11001952	O-ring	2
QD27	06-06		11004698	Coil kit, 12V, DEUTSCH connector	2
QD27R	06-06		11004698	Coil kit, 12V, DEUTSCH connector	2
QD28	06-06		063172	O-ring	2
QD28R	06-06		063172	O-ring	2
QD29	06-06		11319330	Coil nut	2
QD29R	06-06		11319330	Coil nut	2
QD30	06-06		11027883	Cap	2
QD30R	06-06		11027883	Cap	2
QD100	06-06		11050138	NFPE control kit, 12V, manual override	1
QD101	06-06		11050138	NFPE control kit, 12V, manual override	1

# H1T control B6

## Parts configuration

(B6)



\* Included in overhaul seal kit Q210

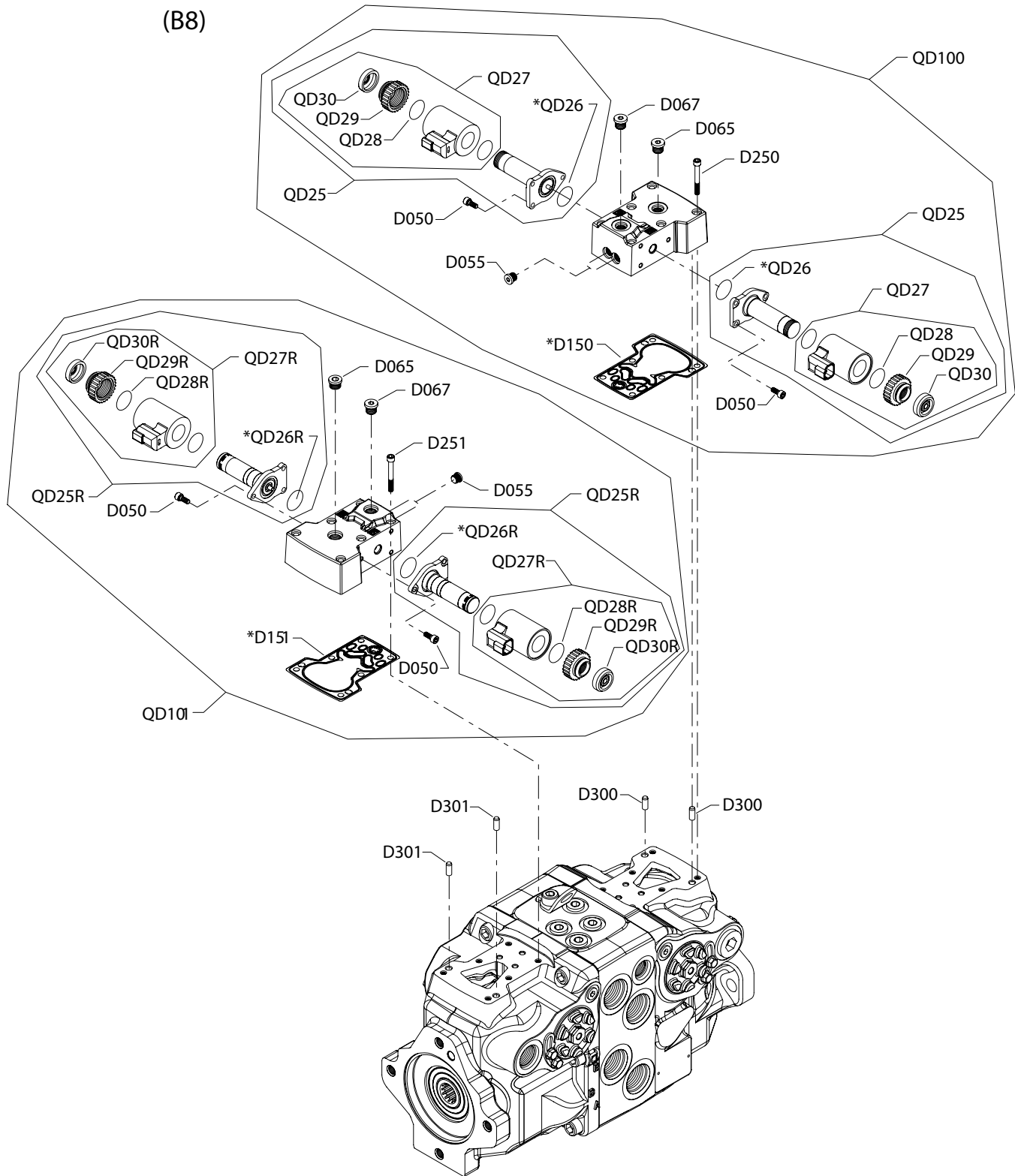
## Order code: B6

Item	Date Begin	Date End	Part Number	Part Name	Qty. per Model/Kit
D050	06-06		716860	Screw, M5 x 12	12
D060	06-06		612291 (9003508-0008)	Seal nut	1
D065	06-06		9005110-4400	Plug assembly	2
D150	06-06		11173377	Control gasket	1
D151	06-06		11173377	Control gasket	1
D201	06-06		11202172	Swashplate feedback link	1
D250	06-06		505038	Screw, M6 x 45	6
D251	06-06		505038	Screw, M6 x 45	6
D300	06-06		310979	Dowel pin	2
D301	06-06		310979	Dowel pin	2
QD25	06-06		141301	Proportional solenoid, 12V, DEUTSCH connector, MOR	2
QD25R	06-06		11012457	Proportional solenoid, 12V, DEUTSCH connector	2
QD26	06-06		11001952	O-ring	2
QD26R	06-06		11001952	O-ring	2
QD27	06-06		11005222	Coil kit, 12V, DEUTSCH connector	2
QD27R	06-06		11028018	Coil kit, 12V, DEUTSCH connector	2
QD28	06-06		063172	O-ring	2
QD28R	06-06		063172	O-ring	2
QD29	06-06		11319330	Coil nut	2
QD29R	06-06		11027046	Coil nut	2
QD30	06-06		11027883	Cap	2
QD100	06-06		11025905	FNR control kit, 12V, manual override, DEUTSCH connector	1
QD101	06-06		11019680	EDC kit, 12V, high gain spool	1

# H1T control B8

## Parts configuration

(B8)



\* Included in overhaul seal kit Q210

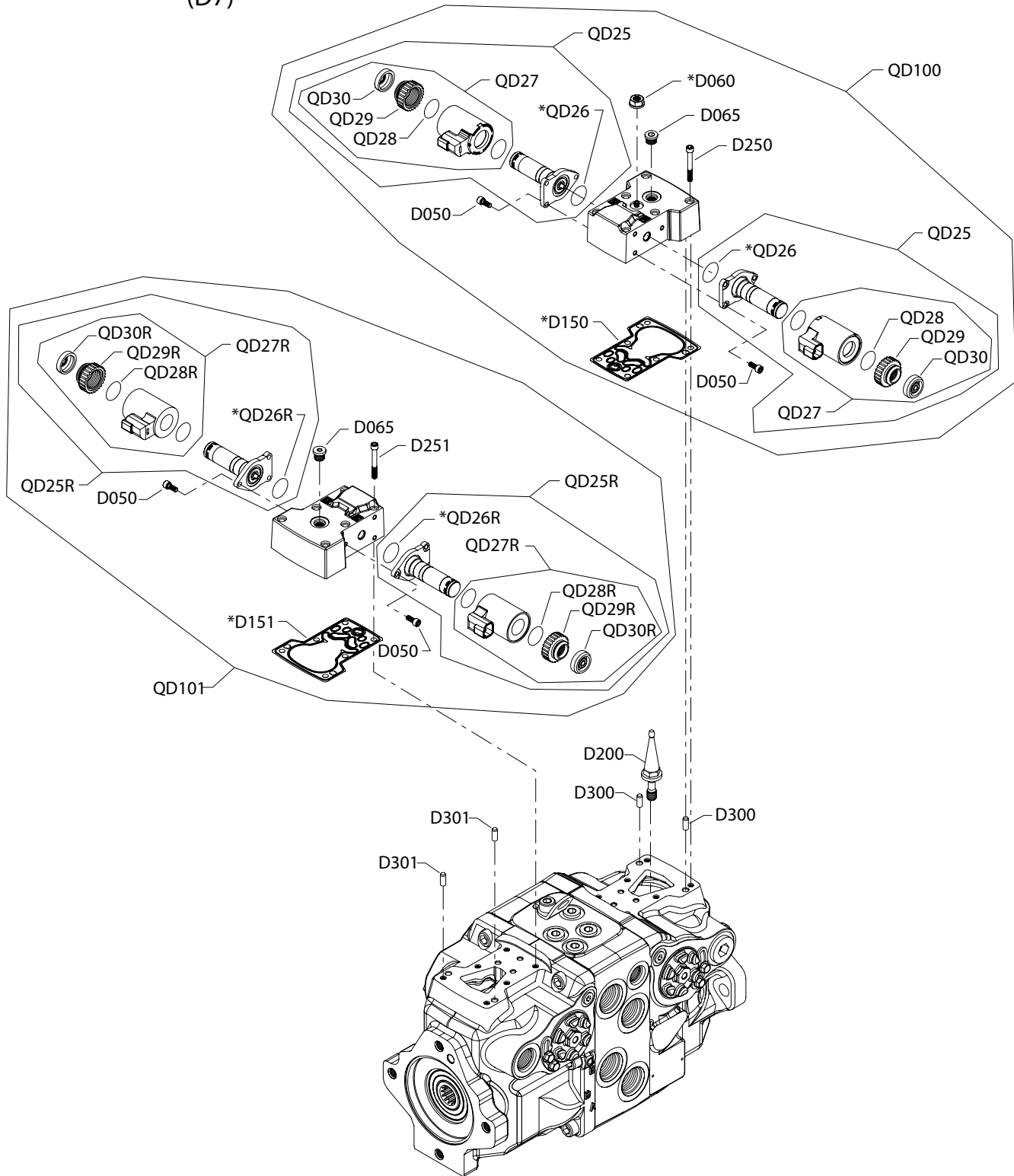
Order code: B8

Item	Date Begin	Date End	Part Number	Part Name	Qty. per Model/Kit
D050	09-11		716860	Screw, M5 x 12	12
D055	09-11		11040532	Plug assembly	4
D065	09-11		9005110-4400	Plug assembly	2
D067	09-11		9005110-4400	Plug assembly	2
D150	09-11		11173377	Control gasket	1
D151	09-11		11173377	Control gasket	1
D250	09-11		505038	Screw, M6 x 45	6
D251	09-11		505038	Screw, M6 x 45	6
D300	09-11		310979	Dowel pin	2
D301	09-11		310979	Dowel pin	2
QD25	09-11		140751	Proportional solenoid, 24V, DEUTSCH connector	2
QD25R	09-11		140751	Proportional solenoid, 24V, DEUTSCH connector	2
QD26	09-11		11001952	O-ring	2
QD26R	09-11		11001952	O-ring	2
QD27	09-11		11004700	Coil kit, 24V, DEUTSCH connector	2
QD27R	09-11		11004700	Coil kit, 24V, DEUTSCH connector	2
QD28	09-11		063172	O-ring	2
QD28R	09-11		063172	O-ring	2
QD29	09-11		11319361	Coil nut	2
QD29R	09-11		11319361	Coilnut	2
QD30	09-11		11027883	Cap	2
QD30R	09-11		11027883	Cap	2
QD100	09-11		11025904	NFPE control kit, 24V, manual override, DEUTSCH connector	1
QD101	09-11		11025904	NFPE control kit, 24V, manual override, DEUTSCH connector	1

# H1T control D7

## Parts configuration

(D7)



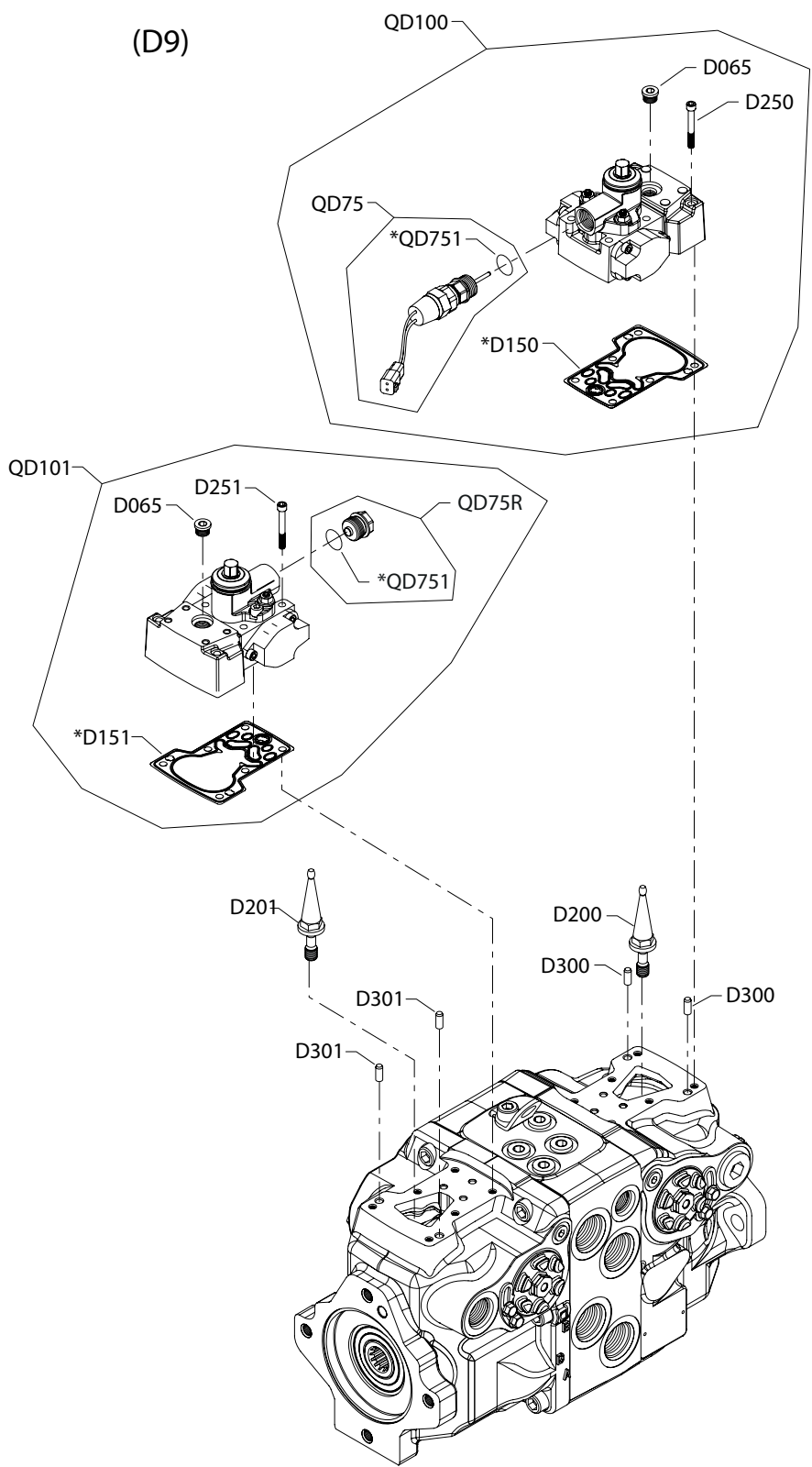
\* Included in overhaul seal kit Q210

## Order code: D7

Item	Date Begin	Date End	Part Number	Part Name	Qty. per Model/Kit
D050	14-31		716860	Screw, M5 x 12	12
D060	14-31		612291	Seal nut	1
D065	14-31		9005110-4400	Plug assembly	2
D150	14-31		11173377	Control gasket	1
D151	14-31		11173377	Control gasket	1
D200	14-31		11202172	Swashplate feedback link	1
D250	14-31		505038	Screw, M6 x 45	6
D251	14-31		505038	Screw, M6 x 45	6
D300	14-31		310979	Dowel pin	2
D301	14-31		310979	Dowel pin	2
QD25	14-31		140750	Proportional solenoid, 12V, manual override, DEUTSCH	2
QD25R	14-31		141301	Proportional solenoid, 12V, DEUTSCH connector	2
QD26	14-31		11001952	O-ring	2
QD26R	14-31		11001952	O-ring	2
QD27	14-31		11004698	Coil kit, 12V, manual override, DEUTSCH	2
QD27R	14-31		11005222	Coil kit, 12V, DEUTSCH connector	2
QD28	14-31		063172	O-ring	2
QD28R	14-31		063172	O-ring	2
QD29	14-31		11319330	Coil nut	2
QD29R	14-31		11319330	Coil nut	2
QD30	14-31		11027883	Cap	2
QD30R	14-31		11027883	Cap	2
QD100	14-31		11019732	EDC kit, 12V, manual override, DEUTSCH connector	1
QD101	14-31		11025905	FNR control kit, 12V, manual override, DEUTSCH connector	1

# H1T control D9

## Parts configuration



\* Included in overhaul seal kit Q210

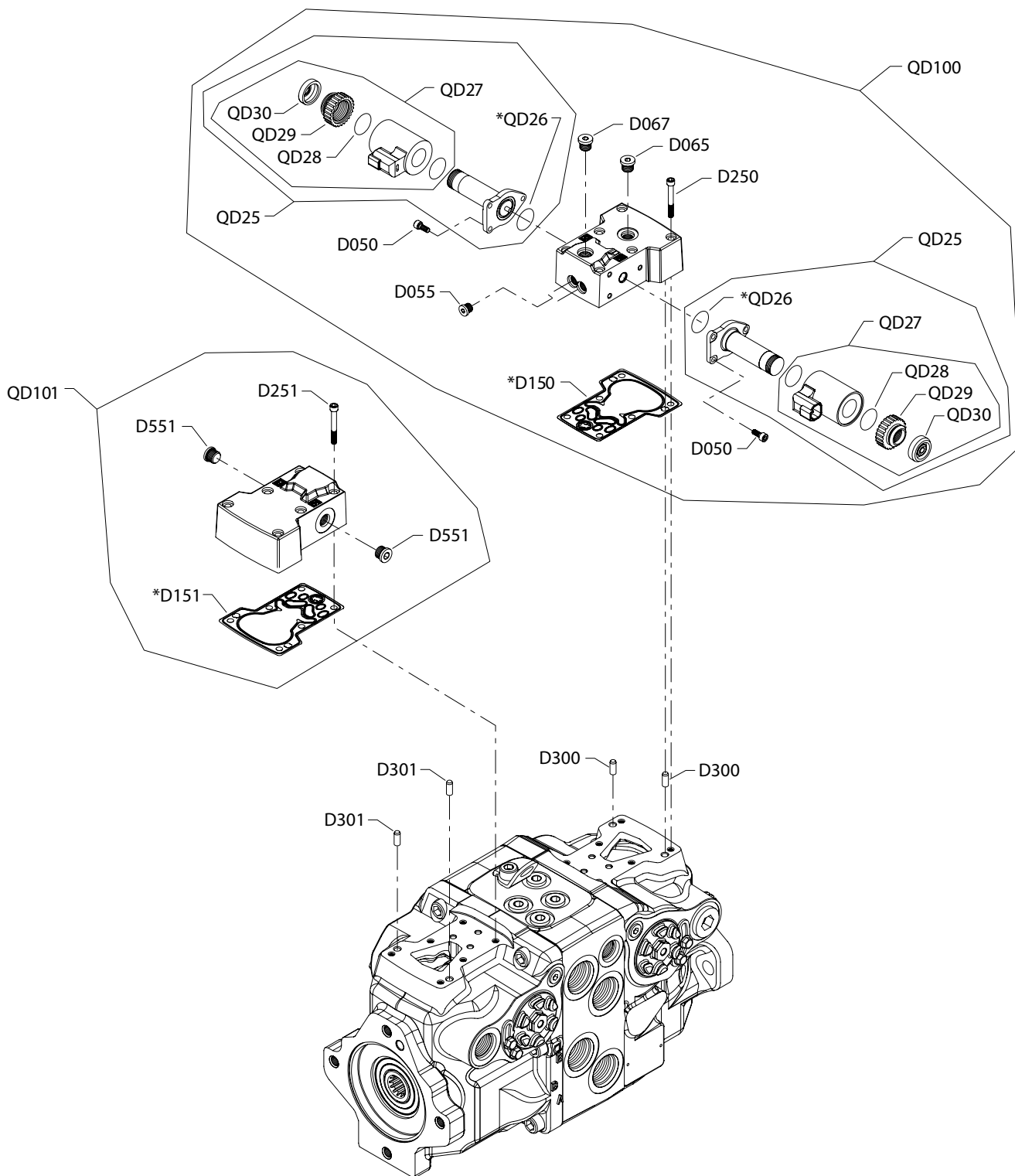
## Order code: D9

Item	Date Begin	Date End	Part Number	Part Name	Qty. per Model/Kit
D065	14-31		9005110-4400	Plug assembly	2
D150	14-31		11173377	Control gasket	1
D151	14-31		11173377	Control gasket	1
D200	14-31		11202172	Swashplate feedback link	1
D201	14-31		11202172	Swashplate feedback link	1
D250	14-31		505038	Screw, M6 x 45	6
D251	14-31		505038	Screw, M6 x 45	6
D300	14-31		310979	Dowel pin	2
D301	14-31		310979	Dowel pin	2
QD75	14-31		11328169	Spring seat assembly, neutral start switch	1
QD75R	14-31		11119332	Spring seat assembly	1
QD100	14-31		11141236	MDC kit, neutral start switch	1
QD101	14-31		11141225	MDC kit	1
QD751	14-31		001131 (9004201-5000)	O-ring	2

# H1T control E1

## Parts configuration

(E1)



\* Included in overhaul seal kit Q210

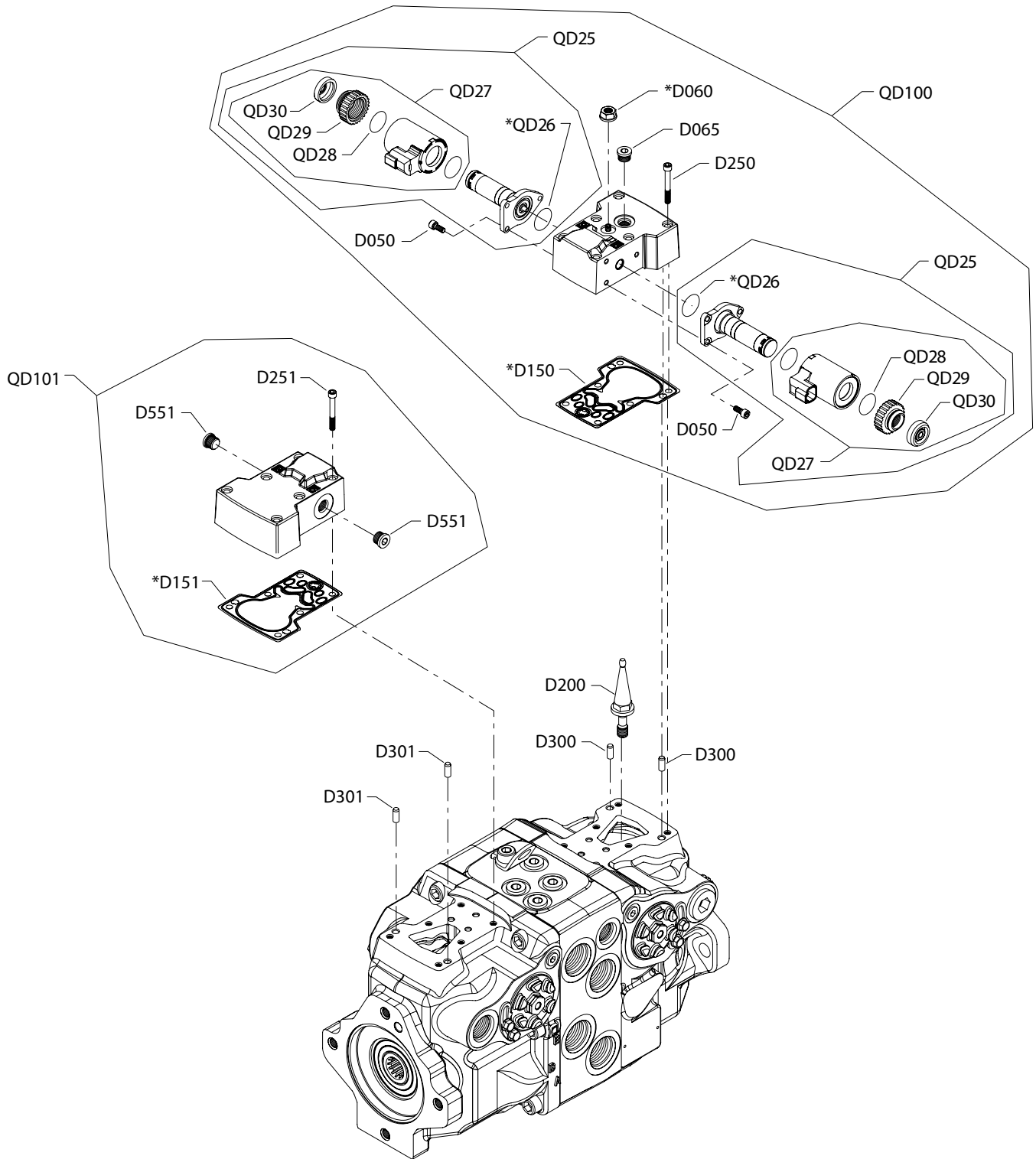
## Order code: E1

Item	Date Begin	Date End	Part Number	Part Name	Qty. per Model/Kit
D050	14-31		716860	Screw, M5 x 12	6
D055	14-31		11040532	Plug assembly	2
D065	14-31		9005110-4400	Plug assembly	1
D067	14-31		9005110-4400	Plug assembly	1
D150	14-31		11173377	Control gasket	1
D151	14-31		11173377	Control gasket	1
D250	14-31		505038	Screw, M6 x 45	6
D251	14-31		505038	Screw, M6 x 45	6
D300	14-31		310979	Dowel pin	2
D301	14-31		310979	Dowel pin	2
D551	14-31		140644	Plug assembly	2
QD25	14-31		140750	Proportional solenoid, 12V, DEUTSCH connector	2
QD26	14-31		11001952	O-ring	2
QD27	14-31		11004698	Coil kit, 12V, DEUTSCH connector	2
QD28	14-31		063172	O-ring	2
QD29	14-31		11319330	Coil nut	2
QD30	14-31		11027883	Cap	2
QD100	14-31		11015803	NFPE control kit, 12V, manual override, DEUTSCH connector	1
QD101	14-31		11109588	Remote servo supply kit	1

# H1T control G1

## Parts configuration

(G1)



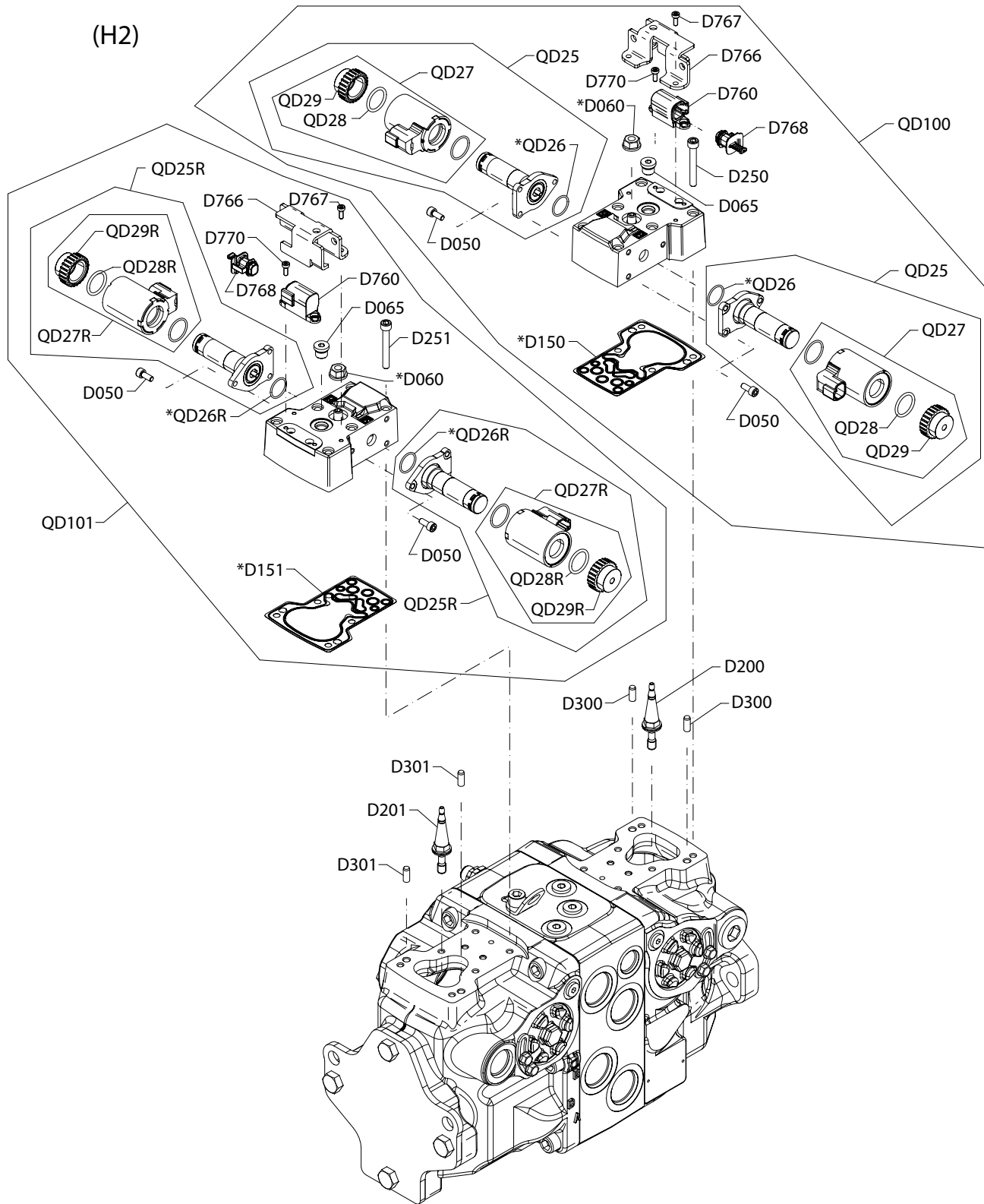
\* Included in overhaul seal kit Q210

## Order code: G1

Item	Date Begin	Date End	Part Number	Part Name	Qty. per Model/Kit
D050	14-31		716860	Screw, M5 x 12	6
D065	14-31		9005110-4400	Plug assembly	1
D067	14-31		9005110-4400	Plug assembly	1
D150	14-31		11173377	Control gasket	1
D151	14-31		11173377	Control gasket	1
D200	14-31		11202172	Swashplate feedback link	1
D250	14-31		505038	Screw, M6 x 45	6
D251	14-31		505038	Screw, M6 x 45	6
D300	14-31		310979	Dowel pin	2
D301	14-31		310979	Dowel pin	2
D551	14-31		140644	Plug assembly	2
QD25	14-31		140751	Proportional solenoid, 24V, DEUTSCH connector	2
QD26	14-31		11001952	O-ring	2
QD27	14-31		11004700	Coil kit, 24V, DEUTSCH connector	2
QD28	14-31		063172	O-ring	2
QD29	14-31		11319361	Coil nut	2
QD30	14-31		11027883	Cap	2
QD100	14-31		11019733	EDC kit, 24V, manual override, DEUTSCH connector	1
QD101	14-31		11109588	Remote servo supply kit	1

# H1T control H2

## Parts configuration



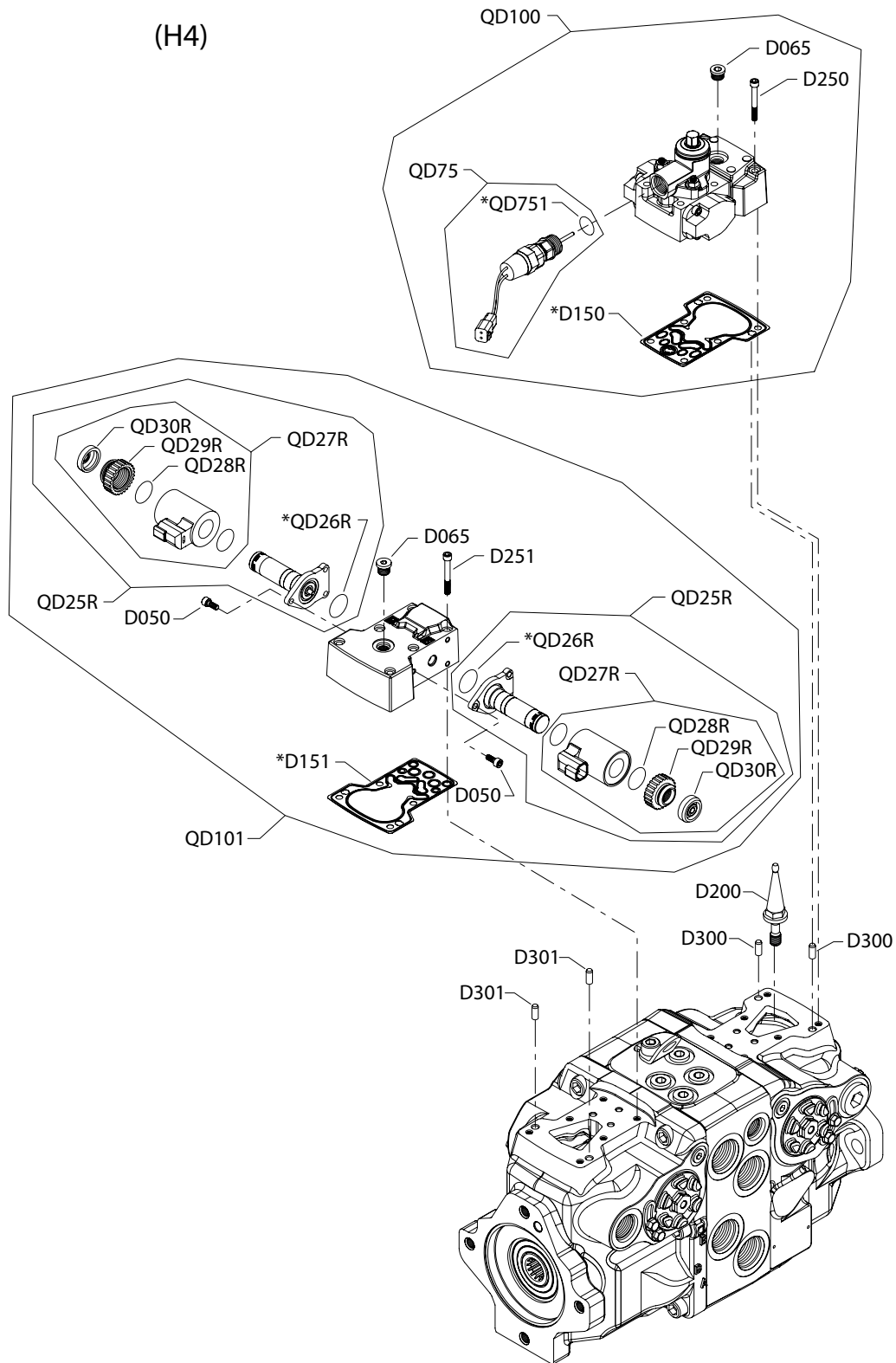
\* Included in overhaul seal kit Q210

## Order code: H2

Item	Date Begin	Date End	Part Number	Part Name	Qty. per Model/Kit
D150	17-40		11227209	Control gasket	1
D151	17-40		11227209	Control gasket	1
D250	17-40		505038	Screw	6
D251	17-40		505038	Screw	6
D300	17-40		310979	Pin	2
D301	17-40		310979	Pin	2
D400	17-40		11184755	Cover	2
D401	17-40		11184755	Cover	2
D768	17-40		11184617	Cover	2
QD25	17-40		11012457	Proportional solenoid, 12V	2
QD25R	17-40		11022457	Proportional solenoid, 12V	2
QD26	17-40		11001952	O-ring	2
QD26R	17-40		11001952	O-ring	2
QD28	17-40		063172	O-ring	2
QD28R	17-40		061372	O-ring	2
QD29	17-40		11027046	Nut screw	2
QD29R	17-40		11027046	Nut screw	2
QD27	17-40		11028018	Coil SVC kit, 12V DEUTSCH connector	2
QD27R	17-40		11028018	Coil SVC kit, 12V DEUTSCH connector	2
QD760	17-40		11290138	SVC Angle sensor SVC kit, EDC	1
QD100	17-40		11196619	EDC SVC kit with ASNSR, 12V	1
QD101	17-40		11196619	EDC SVC kit with ASNSR, 12V	1
D100	17-40		11189125	EDC control kit with ASNSR, 12V	1
D101	17-40		11189125	EDC control kit with ASNSR, 12V	1

# H1T control H4

## Parts configuration



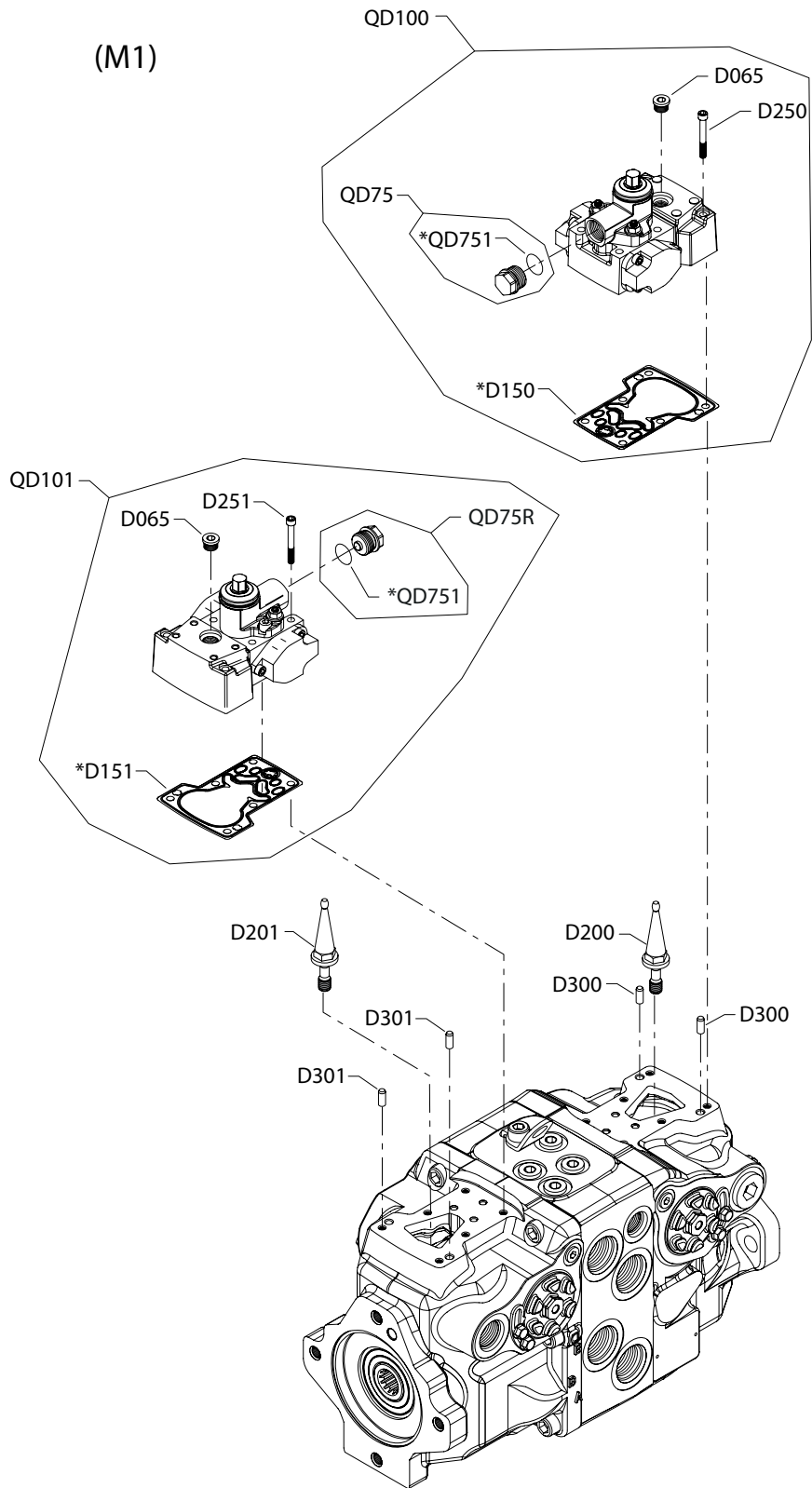
\* Included in overhaul seal kit Q210

## Order code: H4

Item	Date Begin	Date End	Part Number	Part Name	Qty. per Model/Kit
D050	16-20		716860	Screw, M5 x 12	6
D065	16-20		9005110-4400	Plug assembly	2
D150	16-20		11173377	Control gasket	1
D151	16-20		11173377	Control gasket	1
D200	16-20		11202172	Swashplate feedback link	1
D250	16-20		505038	Screw, M6 x 45	6
D251	16-20		505038	Screw, M6 x 45	6
D300	16-20		310979	Dowel pin	2
D301	16-20		310979	Dowel pin	2
QD25R	16-20		141301	Solenoid, 12V	2
QD26R	16-20		11001952	O-ring	2
QD27R	16-20		11005222	Coil kit, 12V, DEUTSCH connector	2
QD28R	16-20		063172	O-ring	2
QD29R	16-20		11319330	Coil nut	2
QD30R	16-20		11027883	Cap	2
QD75	16-20		11328169	Spring seat kit	1
QD751	16-20		9004201-5000	O-ring	1
QD100	16-20		11141236	MDC kit, 12V	1
QD101	16-20		11025905	FNR kit, 12V	1

# H1T control M1

## Parts configuration



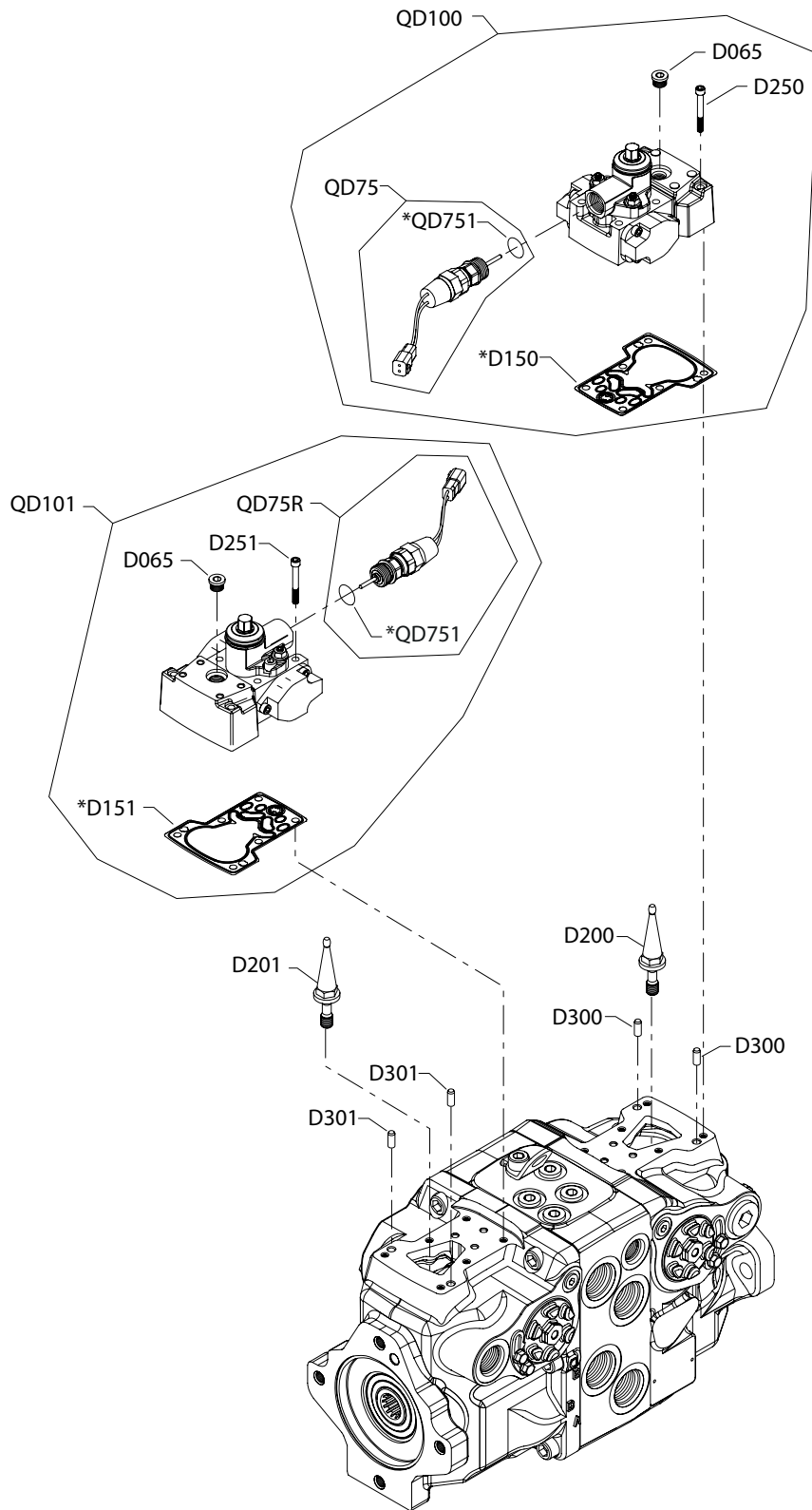
\* Included in overhaul seal kit Q210

## Order code: M1

Item	Date Begin	Date End	Part Number	Part Name	Qty. per Model/Kit
D065	13-25		9005110-4400	Plug assembly	2
D150	13-25		11173377	Control gasket	1
D151	13-25		11173377	Control gasket	1
D200	13-25		11202172	Swashplate feedback link	1
D201	13-25		11202172	Swashplate feedback link	1
D250	13-25		505038	Screw, M6 x 45	6
D251	13-25		505038	Screw, M6 x 45	6
D300	13-25		310979	Dowel pin	2
D301	13-25		310979	Dowelpin	2
QD75	13-25		11119332	Spring seat assembly	1
QD75R	13-25		11119332	Spring seat assembly	1
QD100	13-25		11141225	MDC kit	1
QD101	13-25		11141225	MDC kit	1
QD751	13-25		001131 (9004201-5000)	O-ring	2

# H1T control M2

## Parts configuration



\* Included in overhaul seal kit Q210

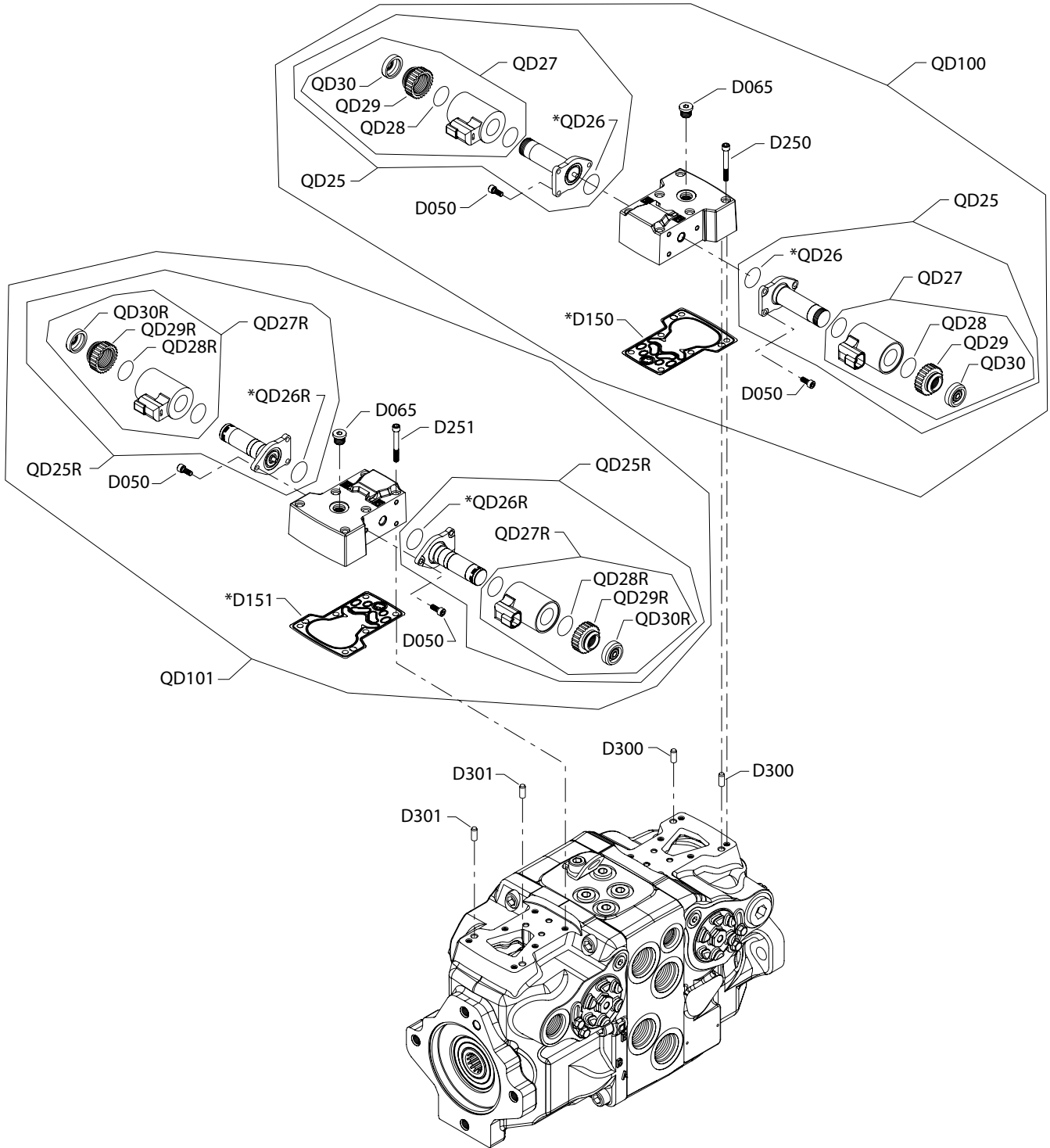
*Order code: M2*

Item	Date Begin	Date End	Part Number	Part Name	Qty. per Model/Kit
D065	13-25		9005110-4400	Plug assembly	2
D150	13-25		11173377	Control gasket	1
D151	13-25		11173377	Control gasket	1
D200	13-25		11202172	Swashplate feedback link	1
D201	13-25		11202172	Swashplate feedback link	1
D250	13-25		505038	Screw, M6 x 45	6
D251	13-25		505038	Screw, M6 x 45	6
D300	13-25		310979	Dowel pin	2
D301	13-25		310979	Dowel pin	2
QD75	13-25		11119332	Spring seat assembly, neutral start switch	1
QD75R	13-25		11119332	Spring seat assembly, neutral start switch	1
QD100	13-25		11141236	MDC kit, neutral start switch	1
QD101	13-25		11141236	MDC kit, neutral start switch	1
QD751	13-25		001131 (9004201-5000)	O-ring	2

# H1T control N1, N2

## Parts configuration

(N1 & N2)



\* Included in overhaul seal kit Q210

## Common parts

Item	Date Begin	Date End	Part Number	Part Name	Qty. per Model/Kit
D050	16-21		716860	Screw, M5 x 12	12
D065	16-21		9005110-4400	Plug	2
D150	16-21		11173377	Control gasket	1
D151	16-21		11173377	Control gasket	1
D250	16-21		505038	Screw, M6 x 45	6
D251	16-21		505038	Screw, M6 x 45	6
D300	16-21		310979	Dowel pin	2
D301	16-21		310979	Dowel pin	2
QD26	16-21		11001952	O-ring	2
QD26R	16-21		11001952	O-ring	2
QD28	16-21		063172	O-ring	2
QD28R	16-21		063172	O-ring	2
QD30	16-21		11027883	Cap	2
QD30R	16-21		11027883	Cap	2

## Order code: N1

QD25	16-21		140750	Proportional solenoid, 12V	2
QD25R	16-21		140750	Proportional solenoid, 12V	2
QD27	16-21		11004698	Coil kit, 12V, DEUTSCH connector	2
QD27R	16-21		11004698	Coil kit, 12V, DEUTSCH connector	2
QD29	16-21		11319330	Coil nut	2
QD29R	16-21		11319330	Coil nut	2
QD100	16-21		11147921	NFPE control kit, 12V, manual override, DEUTSCH connector	1
QD101	16-21		11147921	NFPE control kit, 12V, manual override, DEUTSCH connector	1

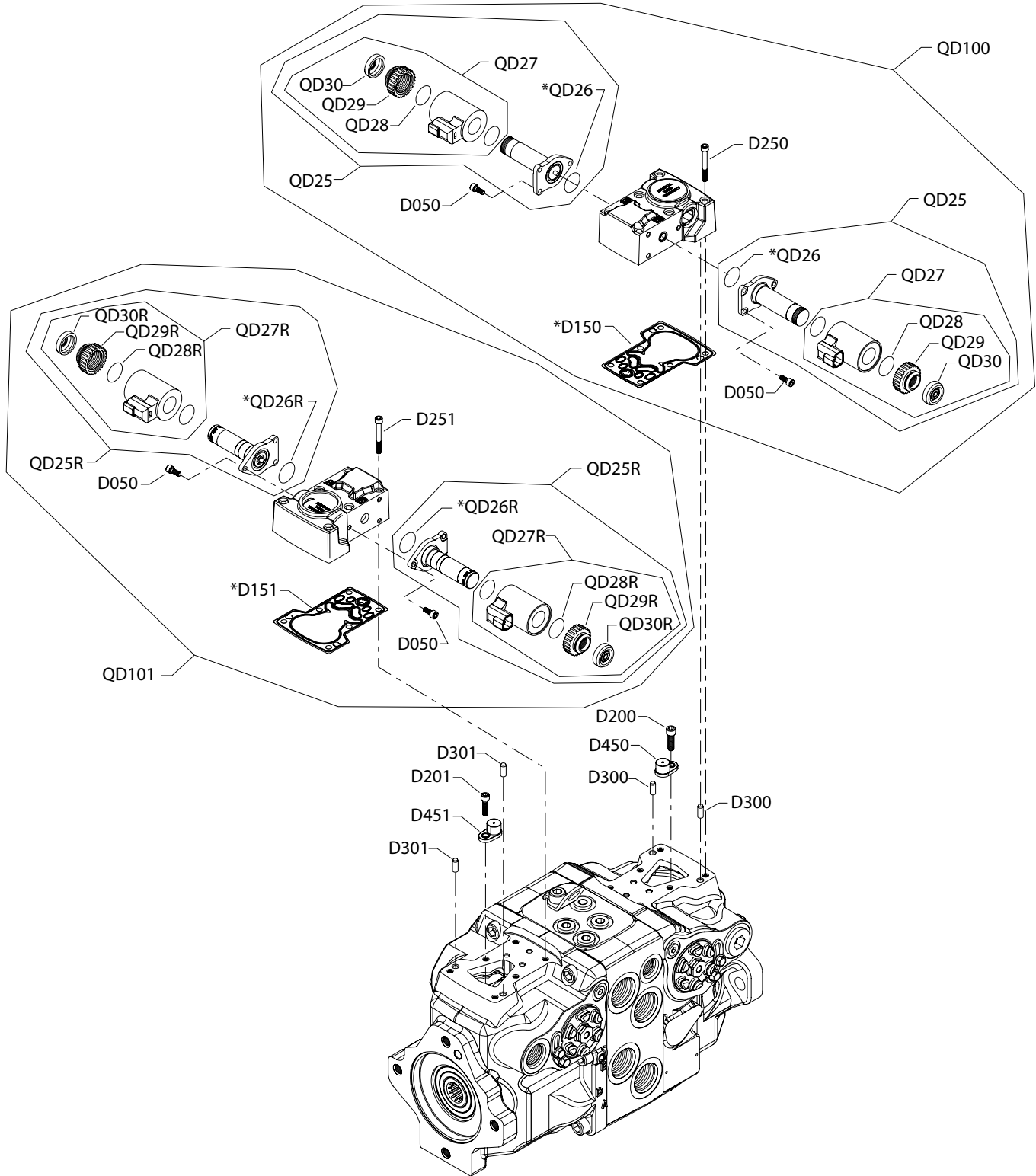
## Order code: N2

QD25	16-21		140751	Proportional solenoid, 24V, manual override, DEUTSCH connector	2
QD25R	16-21		140751	Proportional solenoid, 24V, manual override, DEUTSCH connector	2
QD27	16-21		11004700	Coil kit, 24V, manual override, DEUTSCH connector	2
QD27R	16-21		11004700	Coil kit, 24V, manual override, DEUTSCH connector	2
QD29	16-21		11319361	Coil nut	2
QD29R	16-21		11319361	Coil nut	2
QD100	16-21		11147925	NFPE control kit, 24V, manual override, DEUTSCH connector	1
QD101	16-21		11147925	NFPE control kit, 24V, manual override, DEUTSCH connector	1

# H1T control N5, N6

## Parts configuration

(N5 & N6)



\* Included in overhaul seal kit Q210

*Common parts*

Item	Date Begin	Date End	Part Number	Part Name	Qty. per Model/Kit
D050	16-21		716860	Screw, M5 x 12	12
D150	16-21		11173377	Control gasket	1
D151	16-21		11173377	Control gasket	1
D200	16-21		141472	Screw, M8 x 30	1
D201	16-21		141472	Screw, M8 x 30	1
D250	16-21		505038	Screw, M6 x 45	6
D251	16-21		505038	Screw, M6 x 45	6
D300	16-21		310979	Dowel pin	2
D301	16-21		310979	Dowel pin	2
QD26	16-21		11001952	O-ring	2
QD26R	16-21		11001952	O-ring	2
QD28	16-21		063172	O-ring	2
QD28R	16-21		063172	O-ring	2
QD30	16-21		11027883	Cap	2
QD30R	16-21		11027883	Cap	2

*Order code: N5*

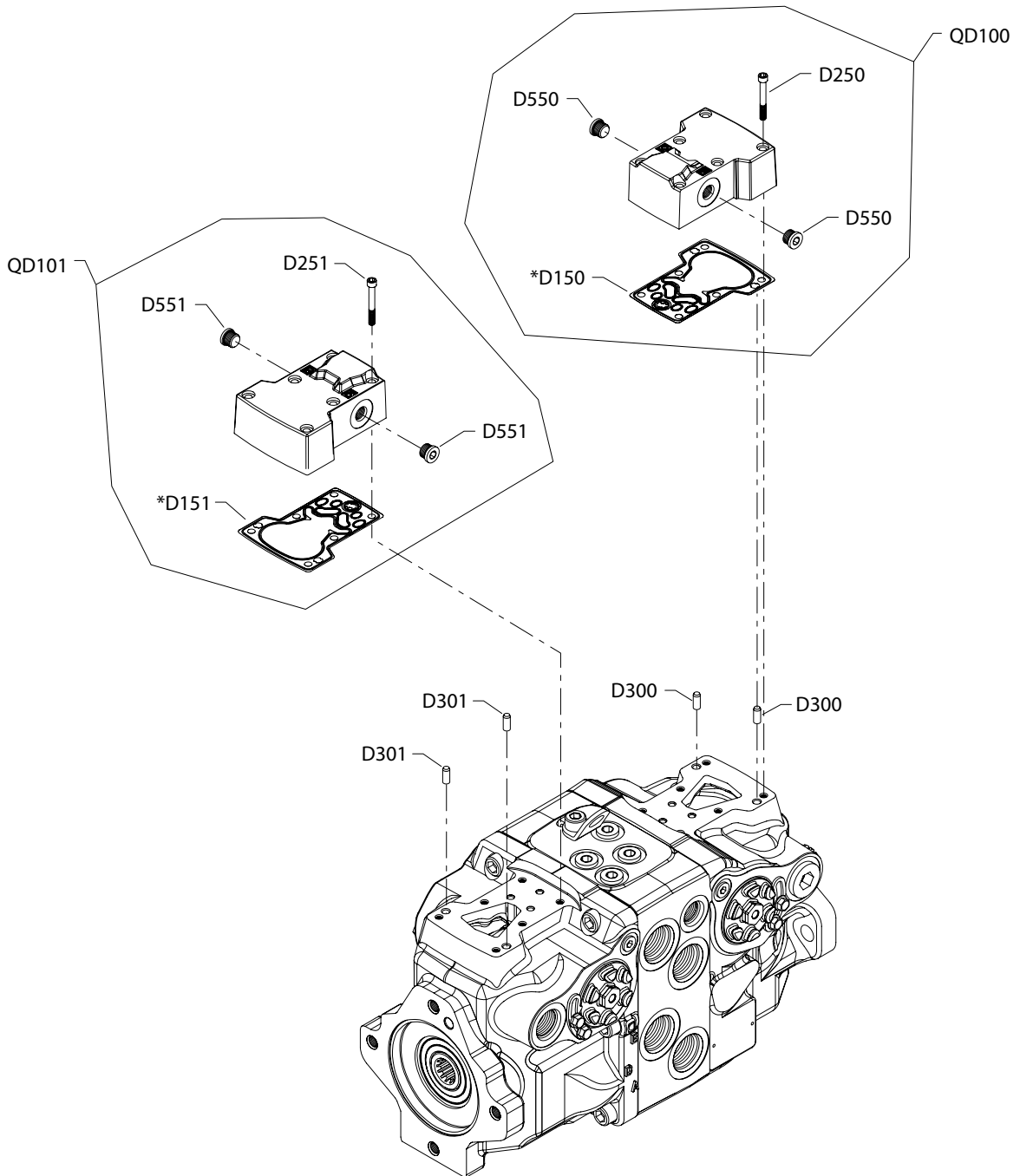
QD25	16-21		140750	Proportional solenoid, 12V	2
QD25R	16-21		140750	Proportional solenoid, 12V	2
QD27	16-21		11004698	Coil kit, 12V, DEUTSCH connector	2
QD27R	16-21		11004698	Coil kit, 12V, DEUTSCH connector	2
QD29	16-21		11319330	Coil nut	2
QD29R	16-21		11319330	Coil nut	2
QD100	16-21		11147918	NFPE control kit, 12V, manual override, DEUTSCH connector	1
QD101	16-21		11147918	NFPE control kit, 12V, manual override, DEUTSCH connector	1

*Order code: N6*

QD25	16-21		140751	Proportional solenoid, 24V, manual override, DEUTSCH	conn.2
QD25R	16-21		140751	Proportional solenoid, 24V, manual override, DEUTSCH	conn.2
QD27	16-21		11004700	Coil kit, 24V, manual override, DEUTSCH connector	2
QD27R	16-21		11004700	Coil kit, 24V, manual override, DEUTSCH connector	2
QD29	16-21		11319361	Coil nut	2
QD29R	16-21		11319361	Coil nut	2
QD100	16-21		11147922	NFPE control kit, 24V, manual override, DEUTSCH connector	1
QD101	16-21		11147922	NFPE control kit, 24V, manual override, DEUTSCH connector	1

# H1T control NN

## Parts configuration



\* Included in overhaul seal kit Q210

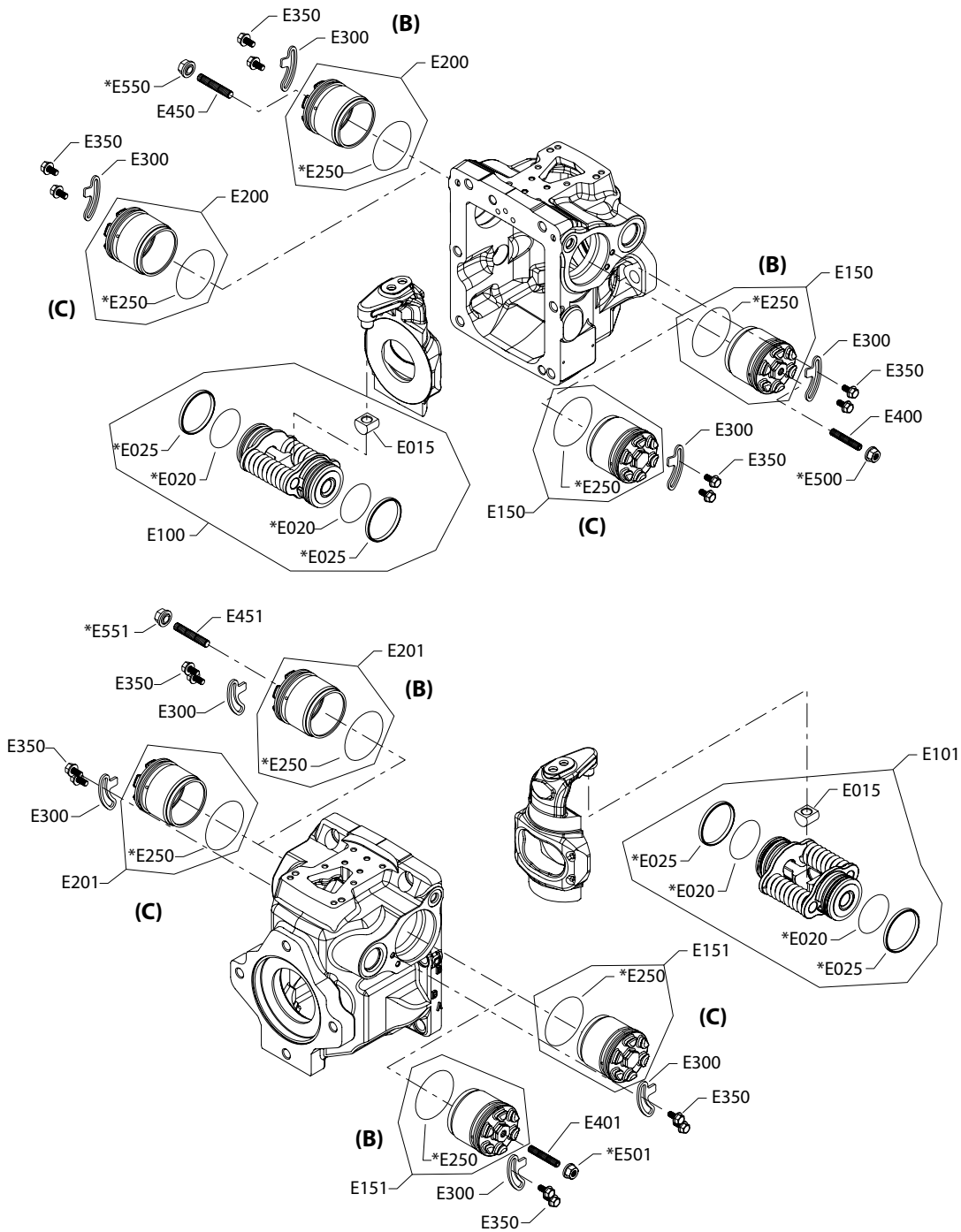
Order code: NN

Item	Date Begin	Date End	Part Number	Part Name	Qty. per Model/Kit
D150	13-25		11173377	Control gasket	1
D151	13-25		11173377	Control gasket	1
D250	13-25		505038	Screw, M6 x 45	6
D251	13-25		505038	Screw, M6 x 45	6
D300	13-25		310979	Dowel pin	2
D301	13-25		310979	Dowel pin	2
D550	13-25		140644	Plug assembly	2
D551	13-25		140644	Plug assembly	2
QD100	13-25		11109588	Remote servo supply kit	1
QD101	13-25		11109588	Remote servo supply kit	1

# Displacement limitation

## H1T displacement limiter B

### Parts configuration



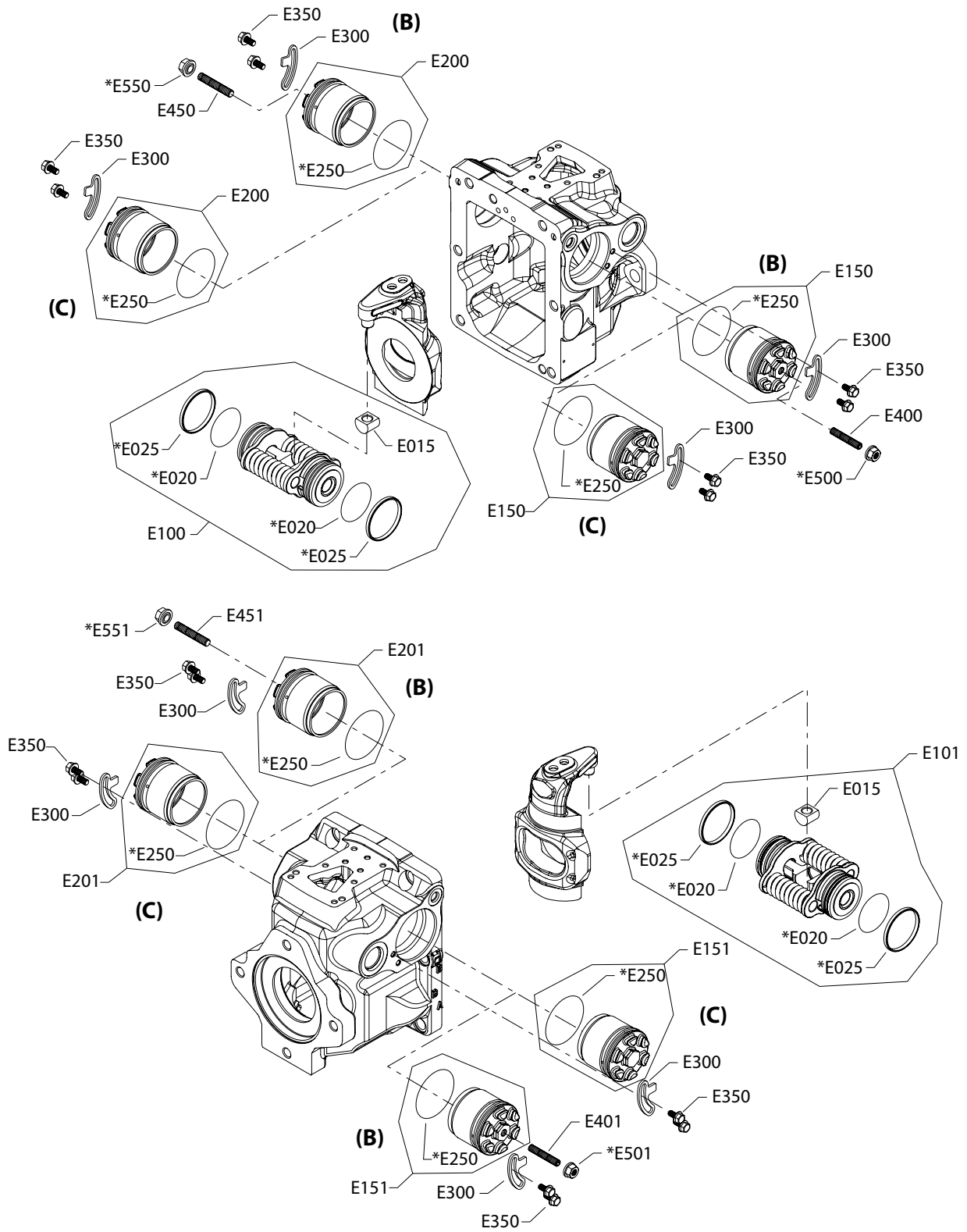
\* Included in overhaul seal kit

## Order code: B

Item	Date Begin	Date End	Part Number	Part Name	Qty. per Model/Kit
E015	12-21		11141987	Slider block ( <i>SB-2011-020</i> on page 132)	2
E015	06-06	12-20	141939	Slider block	2
E020	06-06		5000732	O-ring	4
E025	06-06		11028034	Piston ring	4
E100	12-21		11094107	Servo piston assembly ( <i>SB-2011-020</i> on page 132)	1
E100	06-06	12-20	11098278	Servo piston assembly replacement kit	1
E101	12-21		11094107	Servo piston assembly ( <i>SB-2011-020</i> on page 132)	1
E101	06-06	12-20	11098278	Servo piston assembly replacement kit	1
E150	07-23		11059648	Servo cylinder assembly, adjustable ( <i>SB-2007-004</i> on page 127)	1
E151	07-23		11059648	Servo cylinder assembly, adjustable ( <i>SB-2007-004</i> on page 127)	1
E200	07-23		11059648	Servo cylinder assembly, adjustable ( <i>SB-2007-004</i> on page 127)	1
E201	07-23		11059648	Servo cylinder assembly, adjustable ( <i>SB-2007-004</i> on page 127)	1
E250	06-06		5000709	O-ring	4
E300	07-23		11229549	Locking plate	4
E300	06-06	07-22	141940	Locking plate ( <i>SB-2007-004</i> on page 127)	4
E350	06-06		508438	Screw, M6 x 12	8
E400	06-06		5000747	Set screw, M8 x 45	1
E401	06-06		5000747	Set screw, M8 x 45	1
E450	06-06		5000747	Set screw, M8 x 45	1
E451	06-06		5000747	Set screw, M8 x 45	1
E500	06-06		505412 (9003509-0008)	Seal nut, M8	1
E501	06-06		505412 (9003509-0008)	Seal nut, M8	1
E550	06-06		505412 (9003509-0008)	Seal nut, M8	1
E551	06-06		505412 (9003509-0008)	Seal nut, M8	1

# H1T displacement limiter C

## Parts configuration



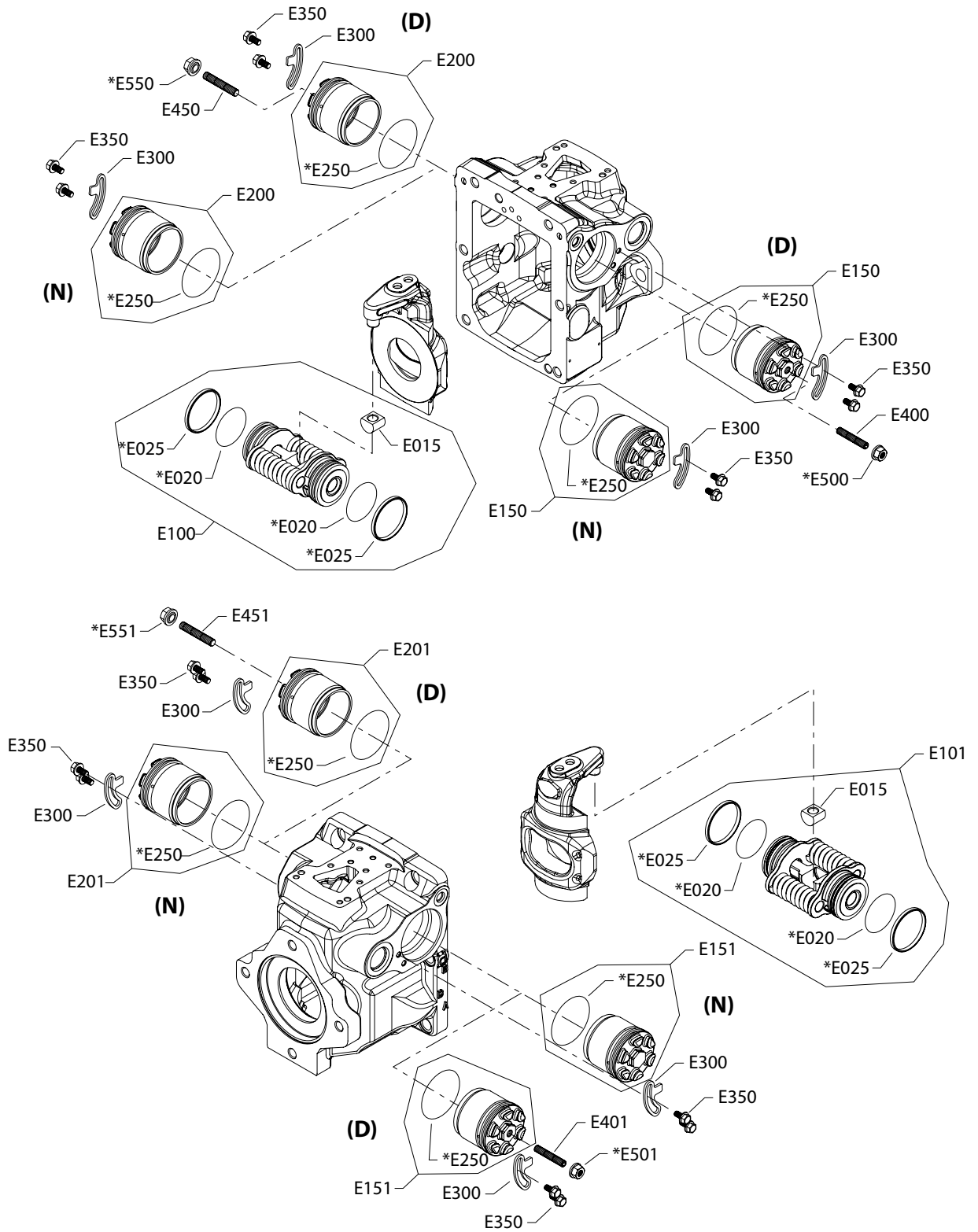
\* Included in overhaul seal kit

## Order code: C

Item	Date Begin	Date End	Part Number	Part Name	Qty. per Model/Kit
E015	12-21		11141987	Slider block ( <i>SB-2011-020</i> on page 132)	2
E015	08-19	12-20	141939	Slider block	2
E020	08-19		5000732	O-ring	4
E025	08-19		11028034	Piston ring	4
E100	12-21		11094283	Servo piston assembly, nested spring ( <i>SB-2011-020</i> on page 132)	1
E100	08-19	12-20	11098279	Servo piston assembly replacement kit	1
E101	12-21		11094283	Servo piston assembly, nested spring ( <i>SB-2011-020</i> on page 132)	1
E101	08-19	12-20	11098279	Servo piston assembly replacement kit	1
E150	08-19		11059647	Servo cylinder assembly	1
E151	08-19		11059647	Servo cylinder assembly	1
E200	08-19		11059647	Servo cylinder assembly	1
E201	08-19		11059647	Servo cylinder assembly	1
E250	08-19		5000709	O-ring	4
E300	08-19		11229549	Locking plate	4
E350	08-19		508438	Screw, M6 x 12	8

# H1T displacement limiter D

## Parts configuration



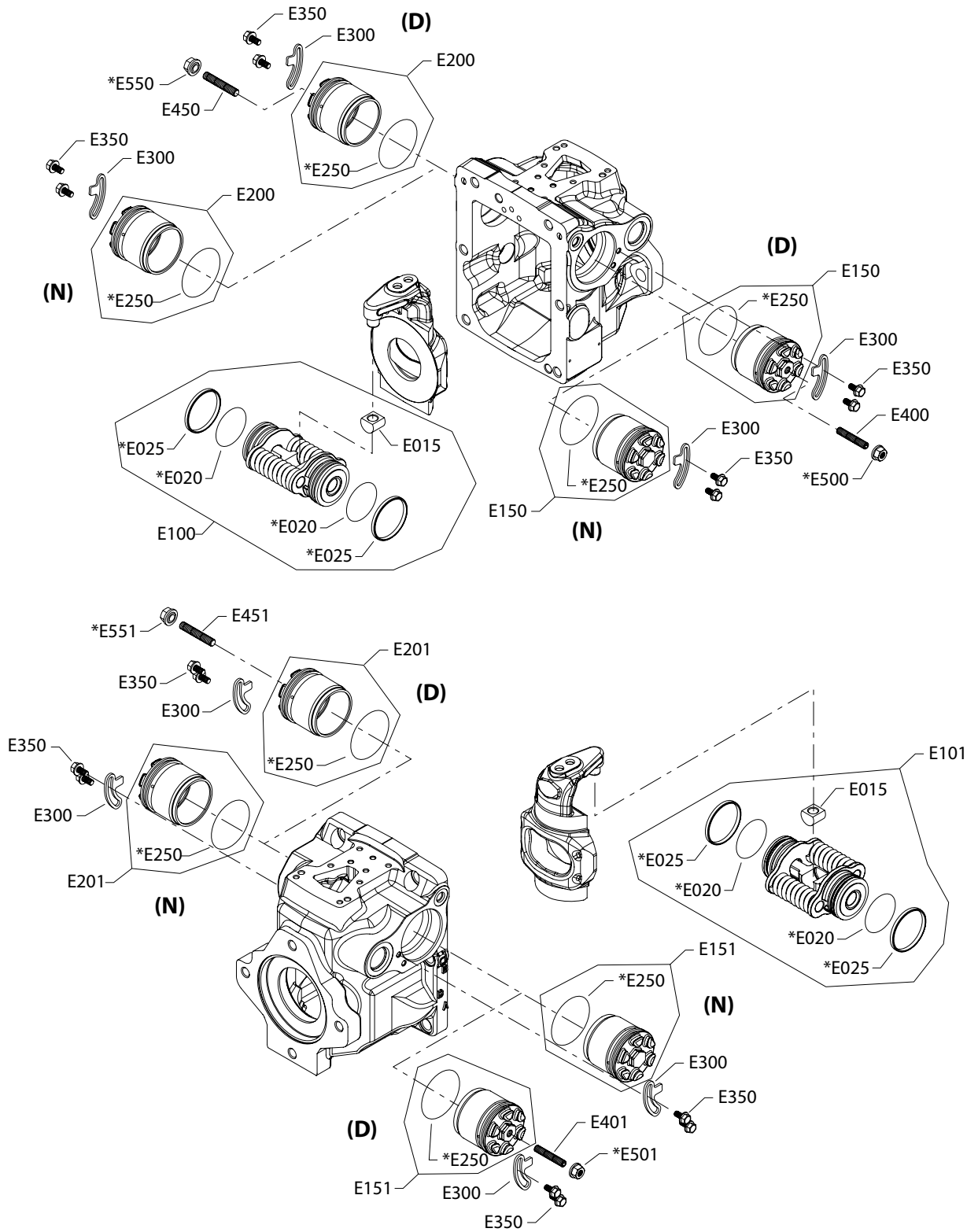
\* Included in overhaul seal kit Q210

## Order code: D

Item	Date Begin	Date End	Part Number	Part Name	Qty. per Model/Kit
E015	12-21		SG3108E-14S-2S(470)	Slider block ( <i>SB-2011-020</i> on page 132)	2
E015	08-19	12-20	141939	Slider block	2
E020	08-19		5000732	O-ring	4
E025	08-19		11028034	Piston ring	4
E100	12-21		11094283	Servo piston assembly, nested spring ( <i>SB-2011-020</i> on page 132)	1
E100	08-19	12-20	11098279	Servo piston assembly replacement kit	1
E101	12-21		11094283	Servo piston assembly, nested spring ( <i>SB-2011-020</i> on page 132)	1
E101	08-19	12-20	11098279	Servo piston assembly replacement kit	1
E150	08-19		11059648	Servo cylinder assembly, adjustable	1
E151	08-19		11059648	Servo cylinder assembly, adjustable	1
E200	08-19		11059648	Servo cylinder assembly, adjustable	1
E201	08-19		11059648	Servo cylinder assembly, adjustable	1
E250	08-19		5000709	O-ring	4
E300	08-19		11229549	Locking plate	4
E350	08-19		508438	Screw, M6 x 12	8
E400	06-06		5000747	Set screw, M8 x 45	1
E401	06-06		5000747	Set screw, M8 x 45	1
E450	06-06		5000747	Set screw, M8 x 45	1
E451	06-06		5000747	Set screw, M8 x 45	1
E500	06-06		505412 (9003509-0008)	Seal nut, M8	1
E501	06-06		505412 (9003509-0008)	Seal nut, M8	1
E550	06-06		505412 (9003509-0008)	Seal nut, M8	1
E551	06-06		505412 (9003509-0008)	Seal nut, M8	1

# H1T displacement limiter N

## Parts configuration



\* Included in overhaul seal kit Q210

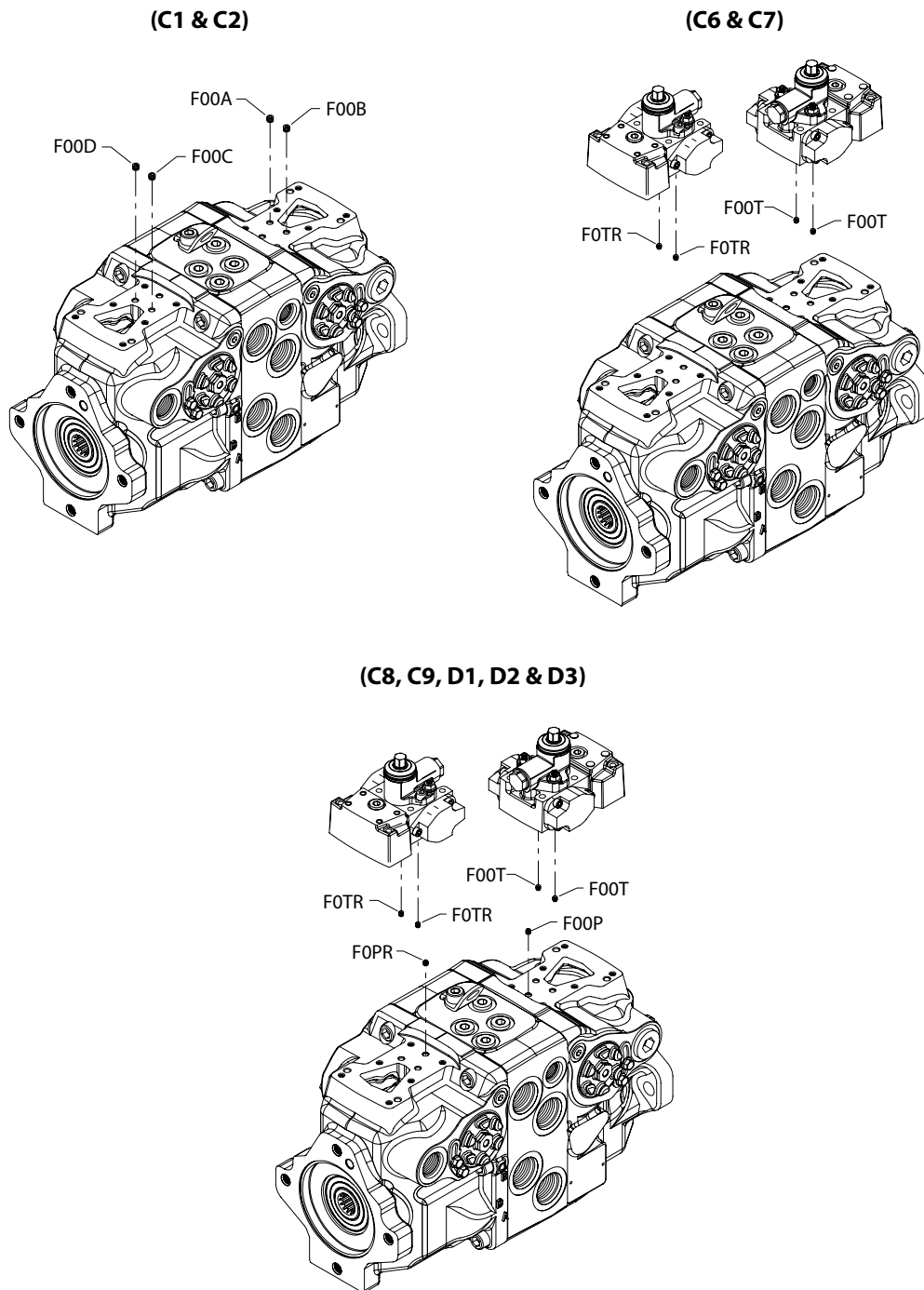
Order code: N

Item	Date Begin	Date End	Part Number	Part Name	Qty. per Model/Kit
E015	12-21		11141987	Slider block ( <i>SB-2011-020</i> on page 132)	2
E015	06-06	12-20	141939	Slider block	2
E020	06-06		5000732	O-ring	4
E025	06-06		11028034	Piston ring	4
E100	12-21		11094107	Servo piston assembly ( <i>SB-2011-020</i> on page 132)	1
E100	06-06	12-20	11098278	Servo piston assembly replacement kit	1
E101	12-21		11094107	Servo piston assembly ( <i>SB-2011-020</i> on page 132)	1
E101	06-06	12-20	11098278	Servo piston assembly replacement kit	1
E015	12-21		11141987	Slider block ( <i>SB-2011-020</i> on page 132)	2
E015	06-06	12-20	141939	Slider block	2
E020	06-06		5000732	O-ring	4
E025	06-06		11028034	Piston ring	4
E150	06-06		11059647	Servo cylinder assembly ( <i>SB-2007-004</i> on page 127)	1
E151	06-06		11059647	Servo cylinder assembly ( <i>SB-2007-004</i> on page 127)	1
E200	06-06		11059647	Servo cylinder assembly ( <i>SB-2007-004</i> on page 127)	1
E201	06-06		11059647	Servo cylinder assembly ( <i>SB-2007-004</i> on page 127)	1
E250	06-06		5000709	O-ring	4
E300	07-23		11229549	Locking plate	4
E300	06-06	07-22	141940	Locking plate ( <i>SB-2007-004</i> on page 127)	4
E350	06-06		508438	Screw, M6 x 12	8

# Orifice

## H1T Orifice C1-C9

### Parts configuration



*Order code: C1*

Item	Date Begin	Date End	Part Number	Part Name	Qty. per Model/Kit
F00A	06-06		140611	Orifice, 0.8, M6 x 0.75 mm	1
F00B	06-06		140611	Orifice, 0.8, M6 x 0.75 mm	1
F00C	06-06		140611	Orifice, 0.8, M6 x 0.75 mm	1
F00D	06-06		140611	Orifice,0.8, M6 x 0.75 mm	1

*Order code: C2*

F00A	06-06		140754	Orifice, 1.3, M6 x 0.75 mm	1
F00B	06-06		140754	Orifice, 1.3, M6 x 0.75 mm	1
F00C	06-06		140754	Orifice, 1.3, M6 x 0.75 mm	1
F00D	06-06		140754	Orifice, 1.3, M6 x 0.75 mm	1

*Order code: C3*

None					
------	--	--	--	--	--

*Order code: C6*

F00T	14-44		11151734	Orifice, 1.0 M6 x 0.75 mm	2
F0TR	14-44		11151734	Orifice, 1.0 M6 x 0.75 mm	2

*Order code: C7*

F00T	14-44		140754	Orifice, 1.3, M6 x 0.75 mm	2
F0TR	14-44		140754	Orifice, 1.3, M6 x 0.75 mm	2

*Order code: C8*

F00P	14-44		140611	Orifice, 0.8 M6 x 0.75 mm	1
F00T	14-44		11151733	Orifice, 0.6 M6 x 0.75 mm	2
F0PR	14-44		140611	Orifice, 0.8 M6 x 0.75 mm	1
F0TR	14-44		11151733	Orifice, 0.6 M6 x 0.75 mm	2

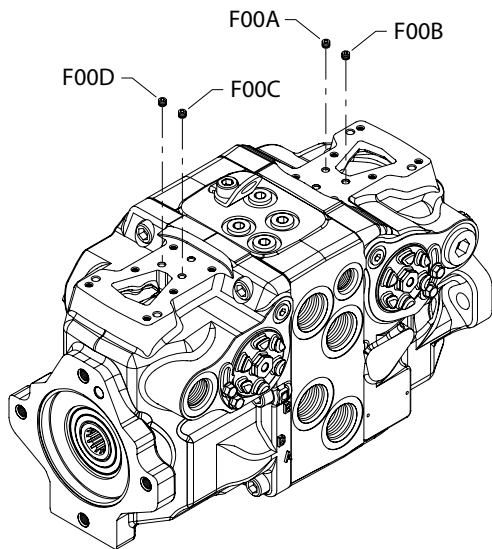
*Order code: C9*

F00P	14-44		11151734	Orifice, 1.0 M6 x 0.75 mm	1
F00T	14-44		11151733	Orifice, 0.6 M6 x 0.75 mm	2
F0PR	14-44		11151734	Orifice, 1.0 M6 x 0.75 mm	1
F0TR	14-44		11151733	Orifice, 0.6 M6 x 0.75 mm	2

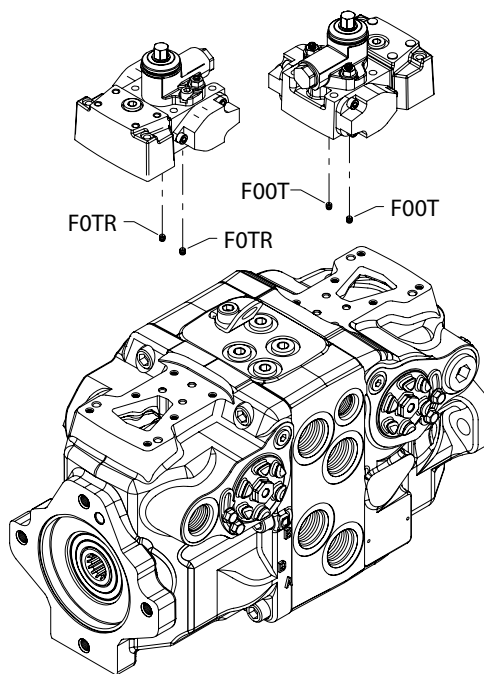
# H1T orifice D1-D3

## Parts configuration

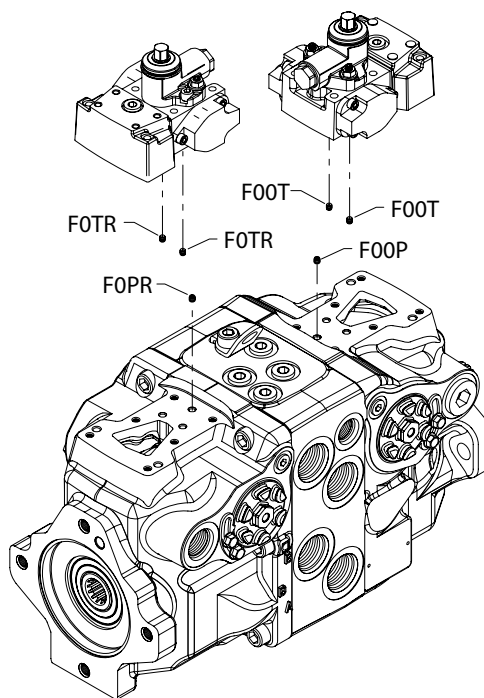
### (C1 & C2)



### (C6 & C7)



### (C8, C9, D1, D2 & D3)



*Order code: D1*

Item	Date Begin	Date End	Part Number	Part Name	Qty. per Model/Kit
F00P	14-44		11151734	Orifice, 1.0 M6 x 0.75 mm	1
F00T	14-44		140611	Orifice, 0.8 M6 x 0.75 mm	2
F0PR	14-44		11151734	Orifice, 1.0 M6 x 0.75 mm	1
F0TR	14-44		140611	Orifice, 0.8 M6 x 0.75 mm	2

*Order code: D2*

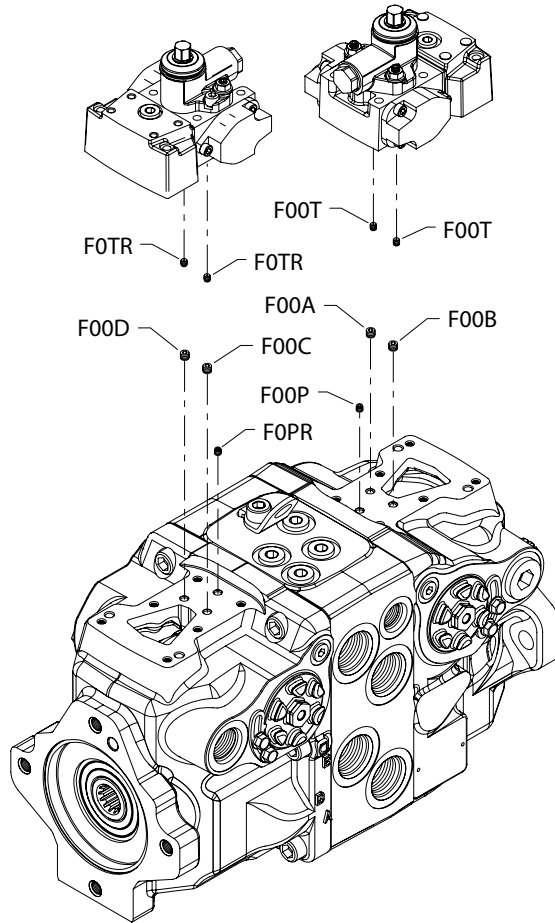
F00P	14-44		140754	Orifice, 1.3, M6 x 0.75 mm	1
F00T	14-44		140611	Orifice, 0.8 M6 x 0.75 mm	2
F0PR	14-44		140754	Orifice, 1.3, M6 x 0.75 mm	1
F0TR	14-44		140611	Orifice, 0.8 M6 x 0.75 mm	2

*Order code: D3*

F00P	14-44		140754	Orifice, 1.3, M6 x 0.75 mm	1
F00T	14-44		11151734	Orifice, 1.0 M6 x 0.75 mm	2
F0PR	14-44		140754	Orifice, 1.3, M6 x 0.75 mm	1
F0TR	14-44		11151734	Orifice, 1.0 M6 x 0.75 mm	2

# H1T orifice D4, D5

## Parts configuration



*Order code: D4*

Item	Date Begin	Date End	Part Number	Part Name	Qty. per Model/Kit
F00A	14-44		140754	Orifice, 1.3, M6 x 0.75 mm	1
F00B	14-44		140754	Orifice, 1.3, M6 x 0.75 mm	1
F00C	14-44		140754	Orifice, 1.3, M6 x 0.75 mm	1
F00D	14-44		140754	Orifice, 1.3, M6 x 0.75 mm	1
F00P	14-44		140754	Orifice, 1.3, M6 x 0.75 mm	1
F00T	14-44		11151734	Orifice, 1.0 M6 x 0.75 mm	2
F0PR	14-44		140754	Orifice, 1.3, M6 x 0.75 mm	1
F0TR	14-44		11151734	Orifice, 1.0 M6 x 0.75 mm	2

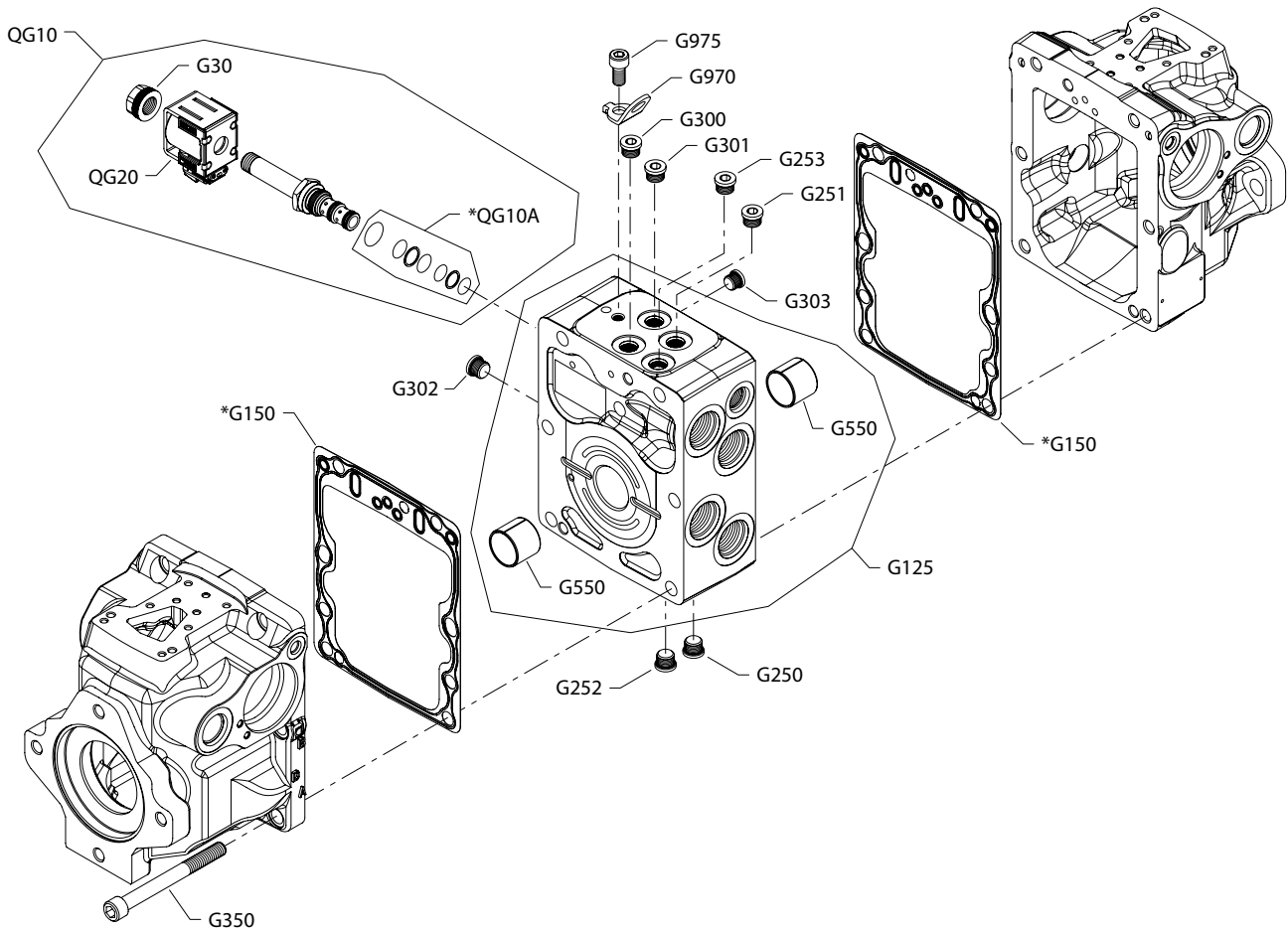
*Order code: D5*

F00A	14-44		140611	Orifice, 0.8 M6 x 0.75 mm	1
F00B	14-44		140611	Orifice, 0.8 M6 x 0.75 mm	1
F00C	14-44		140611	Orifice, 0.8 M6 x 0.75 mm	1
F00D	14-44		140611	Orifice, 0.8 M6 x 0.75 mm	1
F00P	14-44		11151733	Orifice, 0.6 M6 x 0.75 mm	1
F00T	14-44		11151733	Orifice, 0.6 M6 x 0.75 mm	2
F0PR	14-44		11151733	Orifice, 0.6 M6 x 0.75 mm	1
F0TR	14-44		11151733	Orifice, 0.6 M6 x 0.75 mm	2

## Center section

### H1T centersection D1

#### Parts configuration



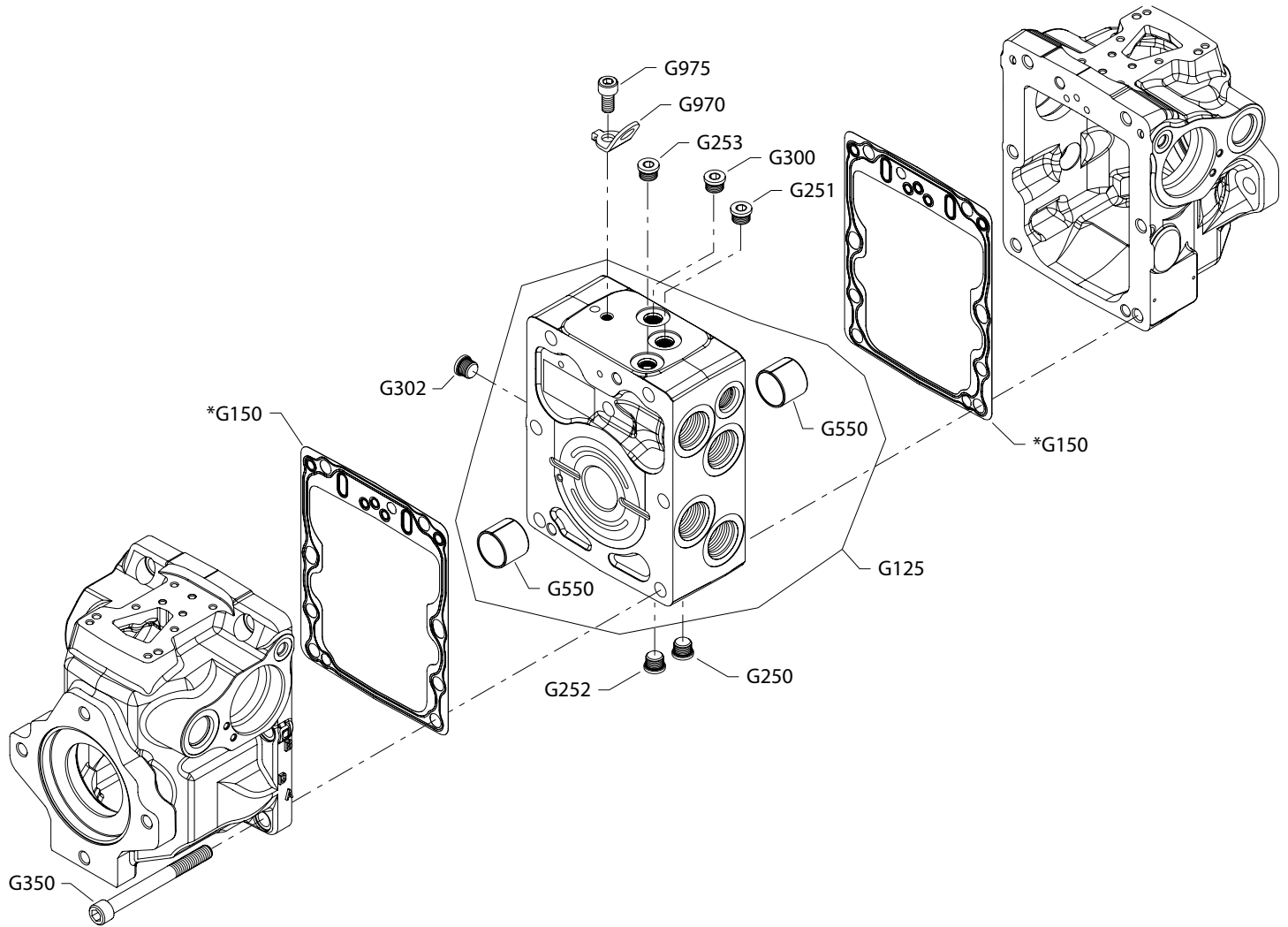
\* Included in overhaul seal kit Q210

## Order code: D1

Item	Date Begin	Date End	Part Number	Part Name	Qty. per Model/Kit
G30	06-06		11036497	Coil nut	1
G125	14-03		11142891	Centersection assembly	1
G125	06-06	14-02	11131189	Centersection replacement kit ( <i>SB-2015-030</i> on page 134)	1
G150	06-06		141504	End cap gasket	2
G250	06-06		140644	Plug assembly	1
G251	06-06		140644	Plug assembly	1
G252	06-06		140644	Plug assembly	1
G253	06-06		140644	Plug assembly	1
G300	06-06		140644	Plug assembly	1
G301	06-06		140644	Plug assembly	1
G302	06-06		140644	Plug assembly	1
G303	06-06	14-02	140644	Plug assembly	1
G350	06-06		5000710	Screw, M12 x 120	6
G550	06-06		141935	Journal bearing	2
G970	09-26		11040737	Lifting bracket	1
G975	06-06		393686	Screw, M10 x 20	1
QG10	06-06		4510473	Control cut-off valve kit, 12 volt	1
QG10A	06-06		354003719	Cartridge seal kit	1
QG20	06-06		11160555	Coil, 12 volt, DEUTSCH connector	1

# H1T centersection E7

## Parts configuration



\* Included in overhaul seal kit Q210

Order code: E7

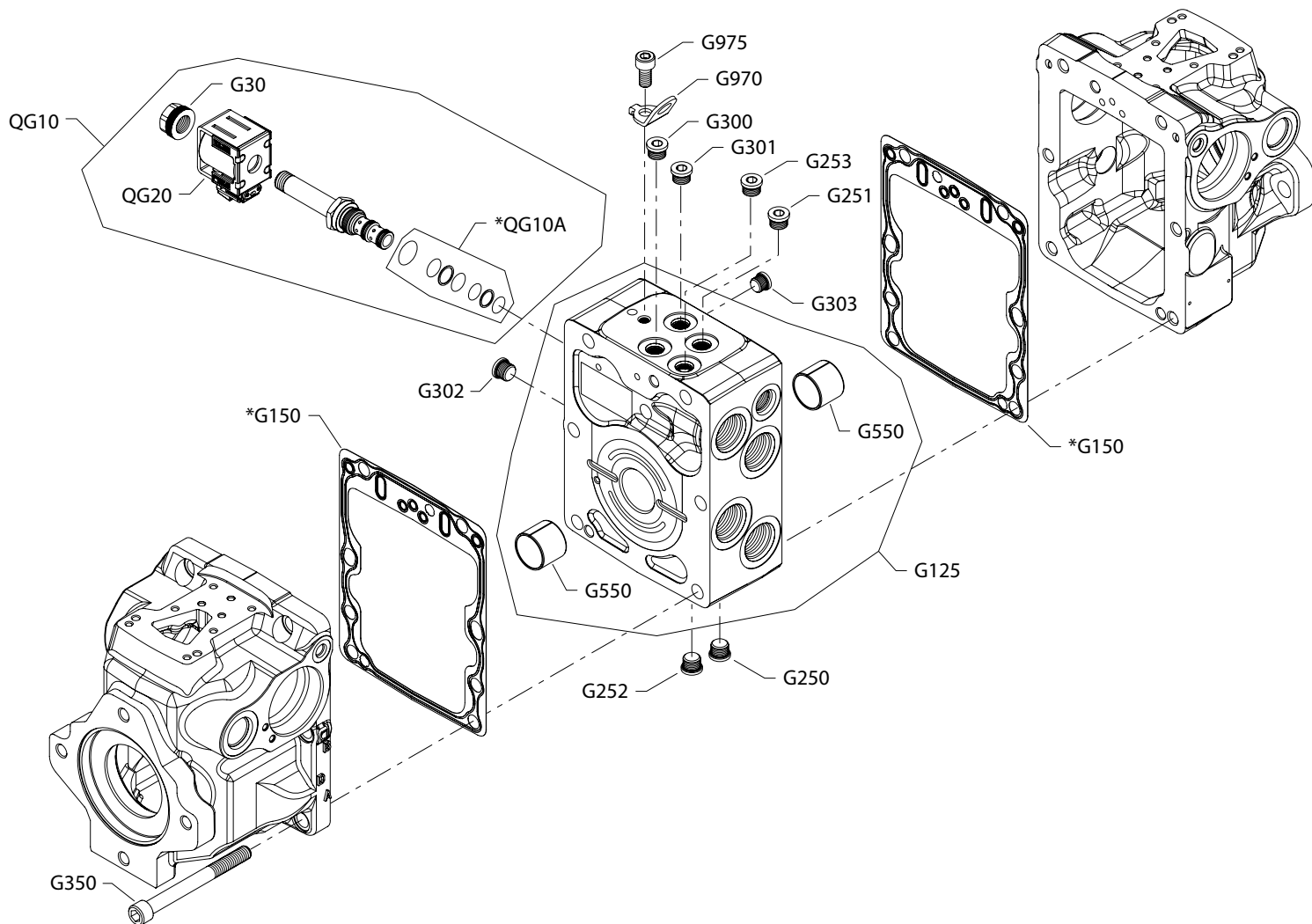
Item	Date Begin	Date End	Part Number	Part Name	Qty. per Model/Kit
G125	14-03		11142892	Centersection assembly	1
G125	06-06	14-02	11033605	Centersection replacement kit	1
G150	06-06		141504	End cap gasket	2
G250	06-06		140644	Plug assembly	1
G251	06-06		140644	Plug assembly	1
G252	06-06		140644	Plug assembly	1
G253	06-06		140644	Plug assembly	1
G300	06-06		140644	Plug assembly	1
G302	06-06		140644	Plug assembly	1
G350	06-06		5000710	Screw, M12 x 120	6
G550	06-06		141935	Journal bearing	2
G970	09-26		11040737	Lifting bracket	1
G975	06-06		393686	Screw, M10 x 20	1

Order code: E7 (metric)

G125	16-02		11171719	Centersection assembly, metric	1
G150	16-02		141504	End cap gasket	2
G250	16-02		11178808	Plug assembly, M14	1
G251	16-02		11178808	Plug assembly, M14	1
G252	16-02		11178808	Plug assembly, M14	1
G253	16-02		11178808	Plug assembly, M14	1
G300	16-02		11178808	Plug assembly, M14	1
G302	16-02		11178808	Plug assembly, M14	1
G350	16-02		5000710	Screw, M12 x 120	6
G550	16-02		141935	Journal bearing	2
G970	09-26		11040737	Lifting bracket	1
G975	16-02		393686	Screw, M10 x 20	1

# H1T centersection F7

## Parts configuration



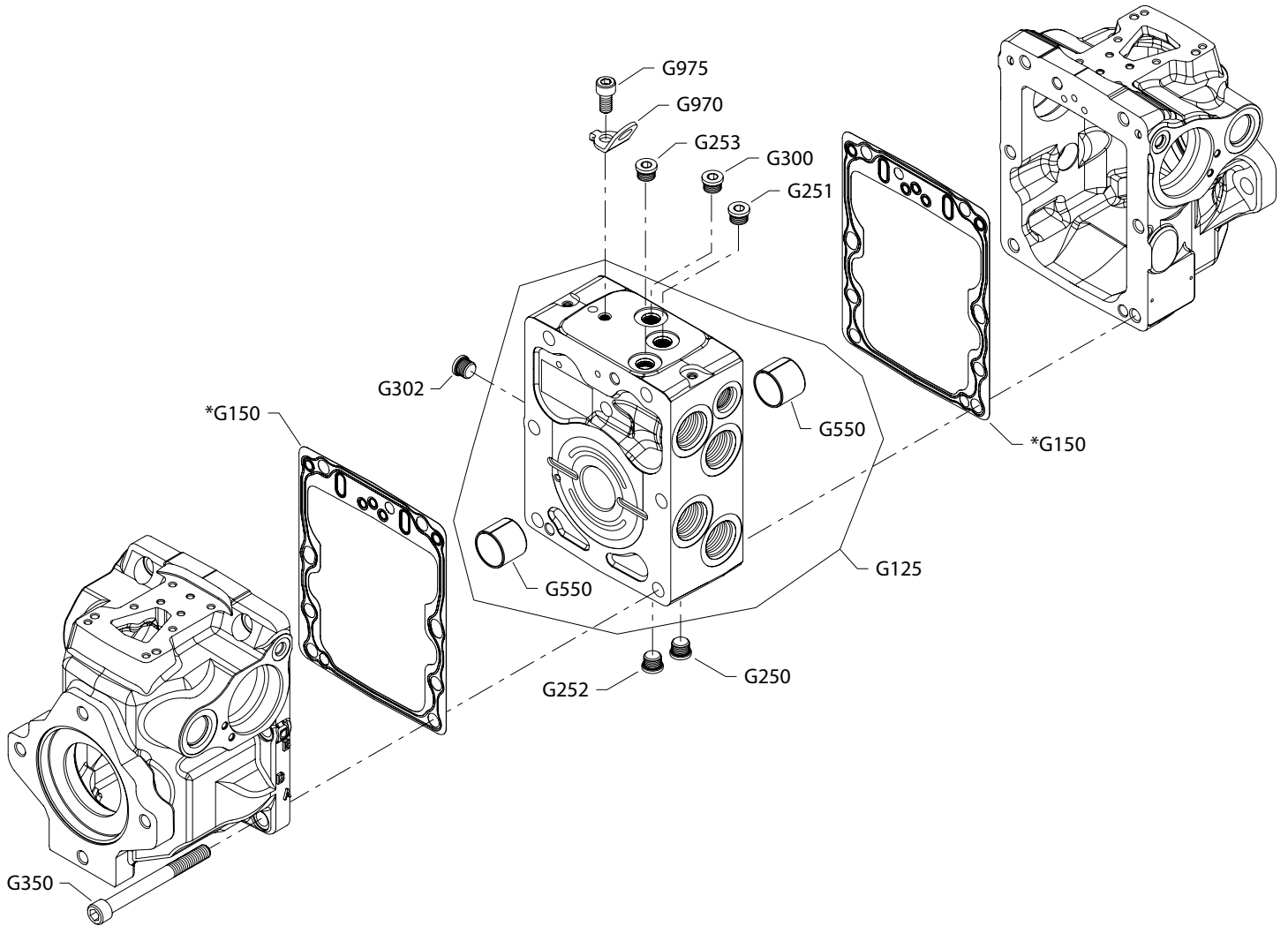
\* Included in overhaul seal kit Q210

## Order code: F7

Item	Date Begin	Date End	Part Number	Part Name	Qty. per Model/Kit
G30	06-06		11036497	Coil nut	1
G125	14-03		11142891	Centersection assembly	1
G125	06-06	14-02	11131189	Centersection replacement kit (SB-2015-030 on page 134)	1
G150	06-06		141504	End cap gasket	2
G250	06-06		140644	Plug assembly	1
G251	06-06		140644	Plug assembly	1
G252	06-06		140644	Plug assembly	1
G253	06-06		140644	Plug assembly	1
G300	06-06		140644	Plug assembly	1
G301	06-06		140644	Plug assembly	1
G302	06-06		140644	Plug assembly	1
G303	06-06	14-02	140644	Plug assembly	1
G350	06-06		5000710	Screw, M12 x 120	6
G550	06-06		141935	Journal bearing	2
G970	09-26		11040737	Lifting bracket	1
G975	06-06		393686	Screw, M10 x 20	1
QG10	06-06		11015625	Control cut-off valve kit, 24 volt	1
QG10A	06-06		354003719	Cartridge seal kit	1
QG20	06-06		11160558	Coil, 24 volt, DEUTSCH connector	1

# H1T centersection F9

## Parts configuration



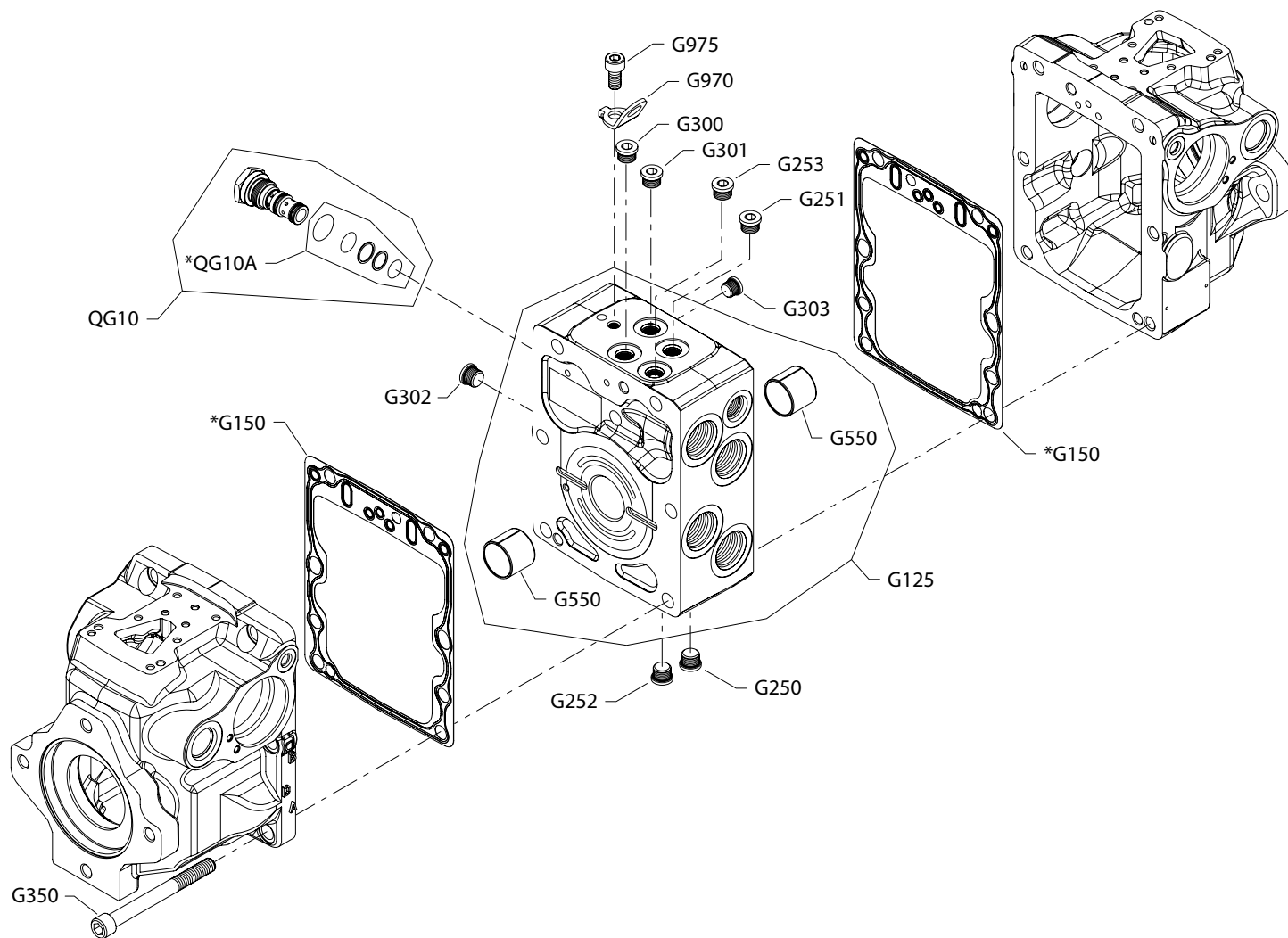
\* Included in overhaul seal kit Q210

Order code: F9

Item	Date Begin	Date End	Part Number	Part Name	Qty. per Model/Kit
G125	14-03		11142893	Centersection assembly	1
G125	06-06	14-02	11131202	Centersection replacement kit	1
G150	06-06		141504	End cap gasket	2
G250	06-06		140644	Plug assembly	1
G251	06-06		140644	Plug assembly	1
G252	06-06		140644	Plug assembly	1
G253	06-06		140644	Plug assembly	1
G300	06-06		140644	Plug assembly	1
G302	06-06		315325 (9005110-8700)	Plug assembly	1
G350	06-06		5000710	Screw, M12 x 120	6
G550	06-06		141935	Journal bearing	2
G970	09-26		11040737	Lifting bracket	1
G975	06-06		393686	Screw, M10 x 20	1
T050	06-06		315325 (9005110-8700)	Plug assembly	1

# H1T centersection G6

## Parts configuration



\* Included in overhaul seal kit Q210

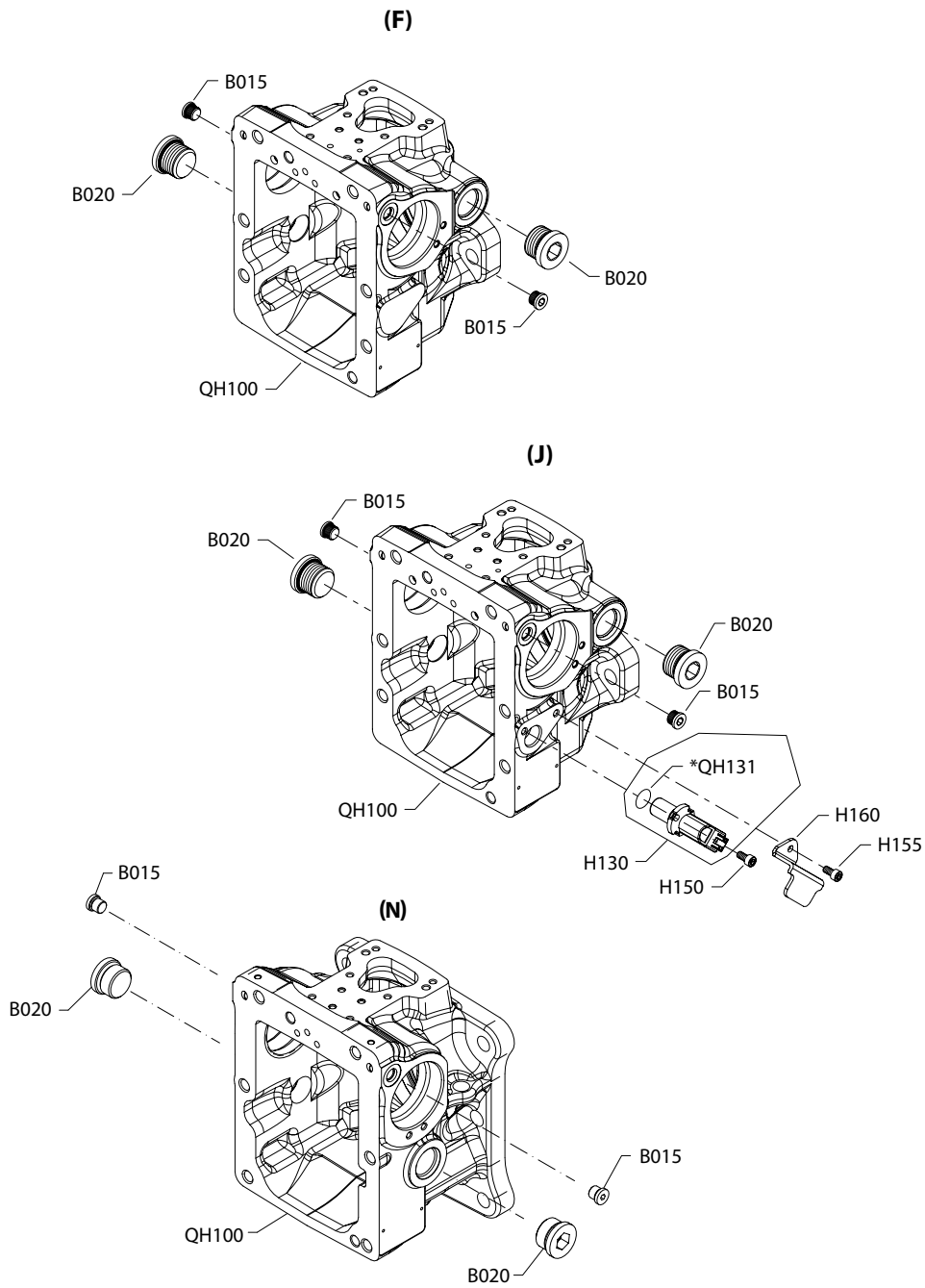
## Order code: G6

Item	Date Begin	Date Entry	Part Number	Part Name	Qty. per Model/Kit
G125	14-03		11142891	Centersection assembly	1
G125	12-01	14-02	11131189	Centersection replacement kit ( <i>SB-2015-030</i> on page 134)	1
G150	12-01		141504	End cap gasket	2
G250	12-01		140644	Plug assembly	1
G251	12-01		140644	Plug assembly	1
G252	12-01		140644	Plug assembly	1
G253	12-01		140644	Plug assembly	1
G300	12-01		140644	Plug assembly	1
G301	12-01		140644	Plug assembly	1
G302	12-01		140644	Plug assembly	1
G303	12-01	14-02	140644	Plug assembly	1
G350	12-01		5000710	Screw, M12 x 120	6
G550	12-01		141935	Journal bearing	2
G970	12-01		11040737	Lifting bracket	1
G975	12-01		393686	Screw, M10 x 20	1
QG10	12-01		920275	Cavity plug	1
QG10A	12-01		354003719	Cartridge seal kit	1

## Housing

### H1T mounting flange F, J, N

#### Parts configuration



\* Included in overhaul seal kit Q210

*Order code: F*

Item	Date Begin	Date End	Part Number	Part Name	Qty. per Model/Kit
B015	06-06		9005110-4400	Plug assembly	2
B020	06-06		664524 (9005110-9000)	Plug assembly	2
QH100	06-06		11083400	Pump housing, front, 2-bolt	1

*Order code: F (metric)*

B015	06-06		5000572	Plug assembly, M12	2
B020	06-06		11178807	Plug assembly, M27	2
QH100	06-06		11171717	Pump housing, front, 2-bolt, metric	1

*Order code: J*

B015	10-42		9005110-4400	Plug assembly	2
B020	10-42		664524 (9005110-9000)	Plug assembly	2
H130	10-42		149055	Speed sensor assembly	1
H150	10-42		508438	Screw	1
H155	10-42		376749	Screw	1
H160	10-42		11025029	Speed sensor protection	1
QH100	10-42		11087476	Pump housing with speed sensing, front, 2-bolt	1
QH131	10-42		11013397	O-ring	1

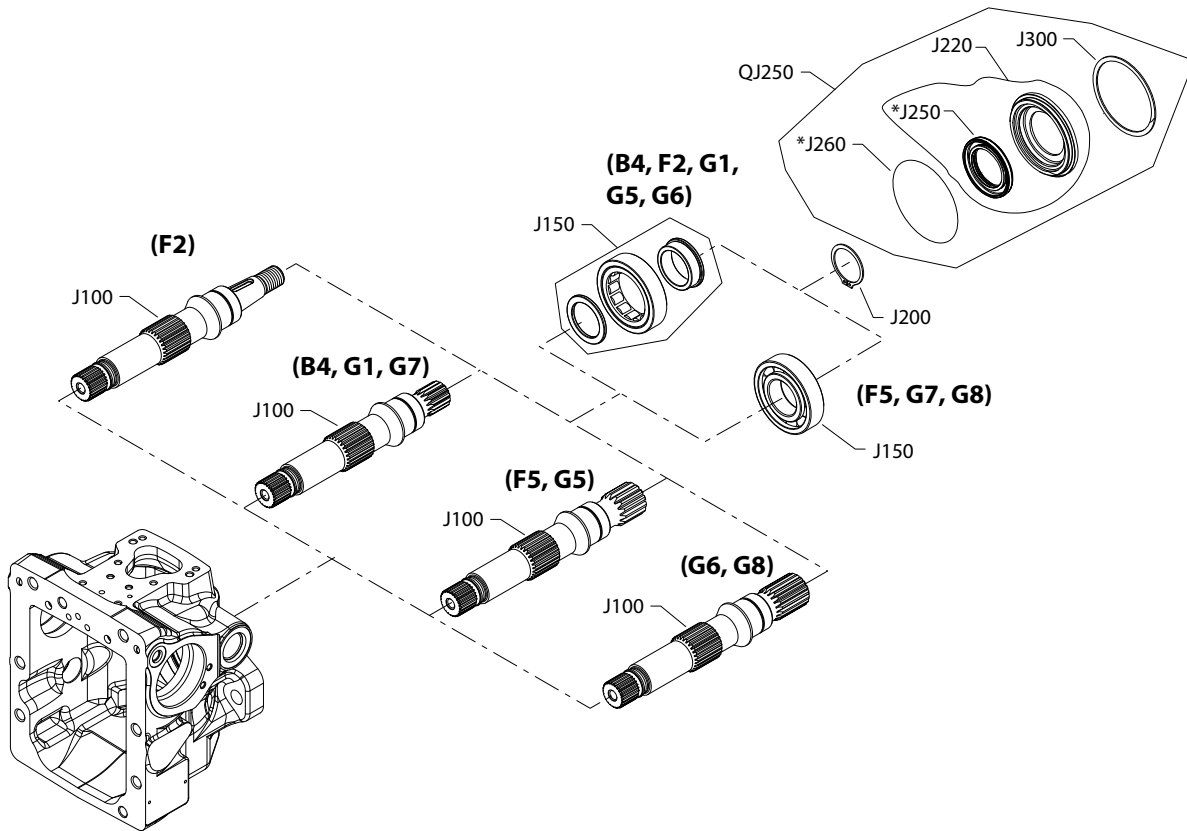
*Order code: N*

Item	Date Begin	Date End	Part Number	Part Name	Qty. per Model/Kit
B015	16-49		9005110-4400	Plug assembly	2
B020	16-49		9005110-9000	Plug assembly	2
QH100	16-49		11183941	Pump housing, front, 4-bolt	1

## Shaft

### H1T shaft B4-G8

#### Parts configuration



\* Included in overhaul seal kit Q210

*Common parts*

Item	Date Begin	Date End	Part Number	Part Name	Qty. per Model/Kit
J200	06-06		9006300-0137	Retaining ring	1
J220	06-06		11217441	Seal carrier assembly	1
J250	06-06		141936	Lip seal	1
J260	06-06		9004104-2310	O-ring	1
J300	06-06		9006200-0281	Retaining ring	1
QJ250	06-06		4510479	Shaft seal kit	1

*Order code: B4*

J100	06-06		11182259	Shaft, 14 tooth spline, 12/24 pitch	1
J150	06-06		357616	Roller bearing	1

*Order code: F2*

J100	06-06		141961	Shaft, tapered, special	1
J150	06-06		357616	Roller bearing	1

*Order code: F5*

J100	15-08		141954	Shaft, 15 tooth spline, 16/32 pitch	1
J150	15-08		5000731	Ball bearing	1

*Order code: G1*

J100	06-06		141942	Shaft, 14 tooth spline, 12/24 pitch	1
J150	06-06		357616	Roller bearing	1

*Order code: G5*

J100	06-06		141954	Shaft, 15 tooth spline, 16/32 pitch	1
J150	06-06		357616	Roller bearing	1

*Order code: G6*

J100	06-06		141955	Shaft, 19 tooth spline, 16/32 pitch	1
J150	06-06		357616	Roller bearing	1

*Order code: G7*

J100	06-06		141942	Shaft, 14 tooth spline, 12/24 pitch	1
J150	06-06		5000731	Ball bearing	1

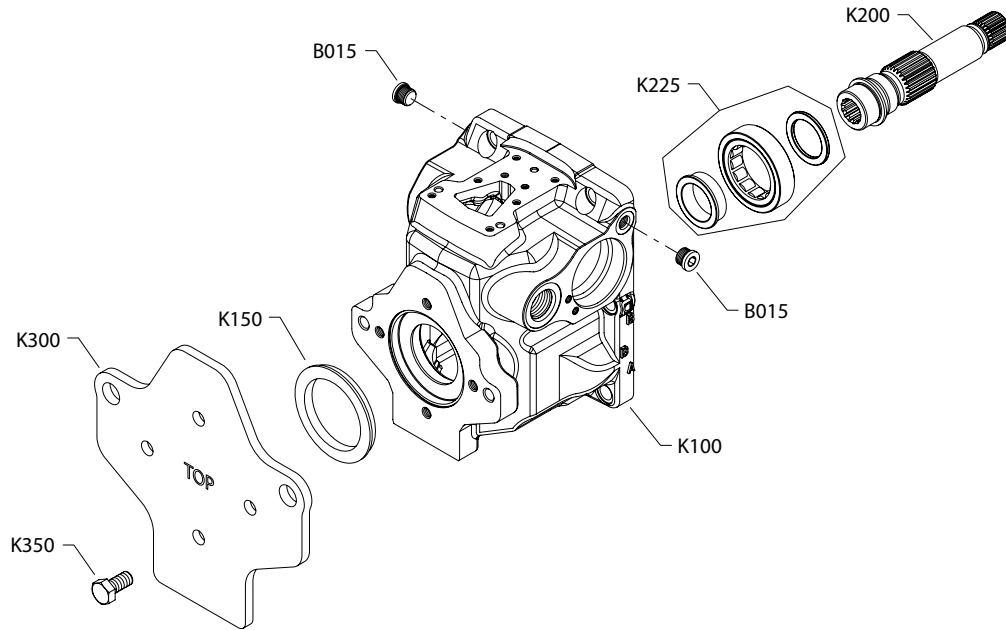
*Order code: G8*

J100	06-06		141955	Shaft, 19 tooth spline, 16/32 pitch	1
J150	06-06		5000731	Ball bearing	1

## Auxiliary mounting

### H1T aux mounting H1, H2

*Parts configuration*



*Order code: H1*

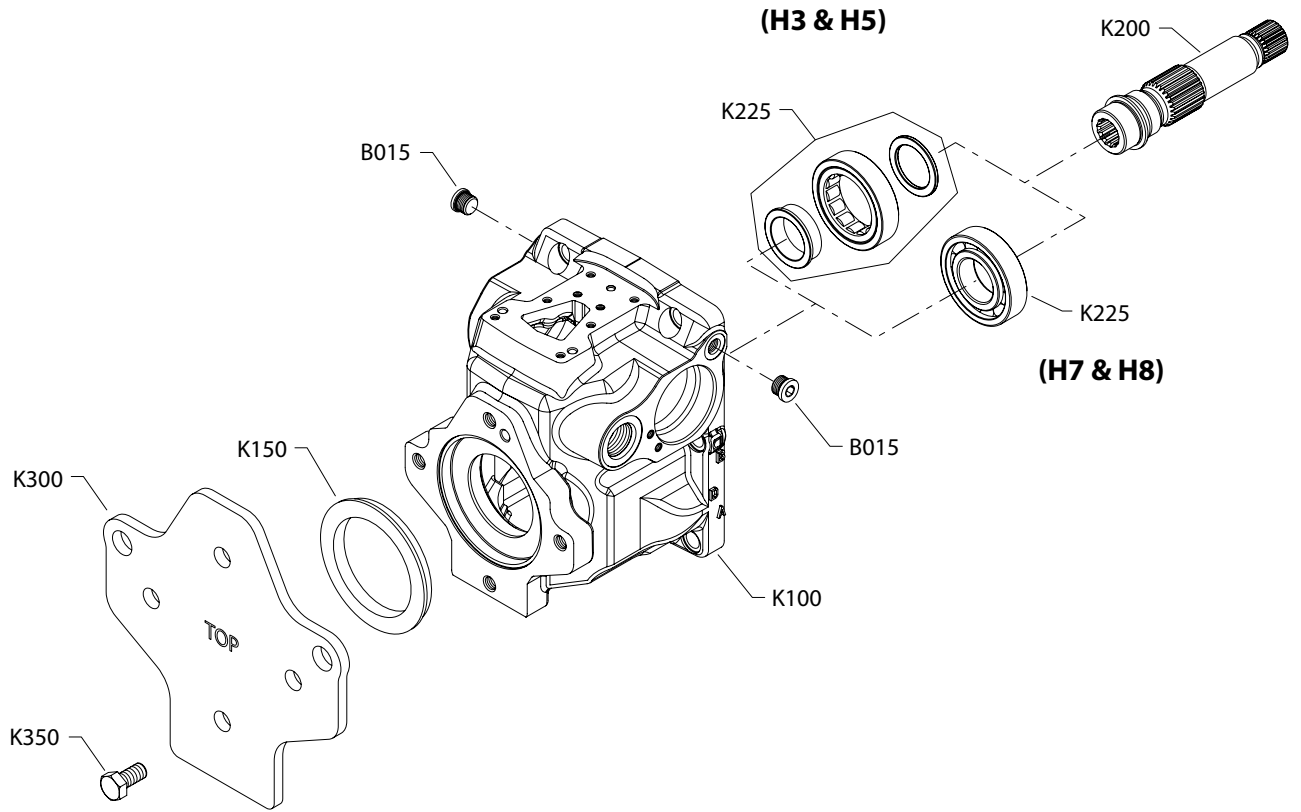
Item	Date Begin	Date End	Part Number	Part Name	Qty. per Model/Kit
B015	06-06		9005110-4400	Plug assembly	2
K100	06-06		11014915	Rear housing, auxiliary flange SAE A	1
K150	06-06		4800482	A pad seal	1
K200	06-06		141949	Shaft, 11 tooth internal splines, 16/32 pitch	1
K225	06-06		357616	Roller bearing	1
K300	06-06		141854	Flange cover	1
K350	06-06		370247	Screw,M10 x 20	4

*Order code: H2*

B015	06-06		9005110-4400	Plug assembly	2
K100	06-06		11014915	Rear housing, auxiliary flange SAE A	1
K150	06-06		4800482	A pad seal	1
K200	06-06		141221	Shaft, 9 tooth internal splines, 16/32 pitch	1
K225	06-06		357616	Roller bearing	1
K300	06-06		141854	Flange cover	1
K350	06-06		370247	Screw, M10 x 20	4

## H1T aux mounting H3-H8

### Parts configuration



*Order code: H3*

Item	Date Begin	Date End	Part Number	Part Name	Qty. per Model/Kit
B015	06-06		9005110-4400	Plug assembly	2
K100	06-06		11014916	Rear housing, auxiliary flange SAE B	1
K150	06-06		8801061	B pad seal	1
K200	06-06		11202114	Shaft, 13 tooth internal splines, 16/32 pitch	1
K225	06-06		357616	Roller bearing	1
K300	06-06		141561	Flange cover	1
K350	06-06		5000760	Screw, M12 x 20	4

*Order code: H5*

B015	06-06		9005110-4400	Plug assembly	2
K100	06-06		11014916	Rear housing, auxiliary flange SAE B	1
K150	06-06		8801061	B pad seal	1
K200	06-06		11202113	Shaft, 15 tooth internal splines, 16/32 pitch <i>(SB-2019-004 on page 135)</i>	1
K225	06-06		357616	Roller bearing	1
K300	06-06		141561	Flange cover	1
K350	06-06		5000760	Screw, M12 x 20	4

*Order code: H7*

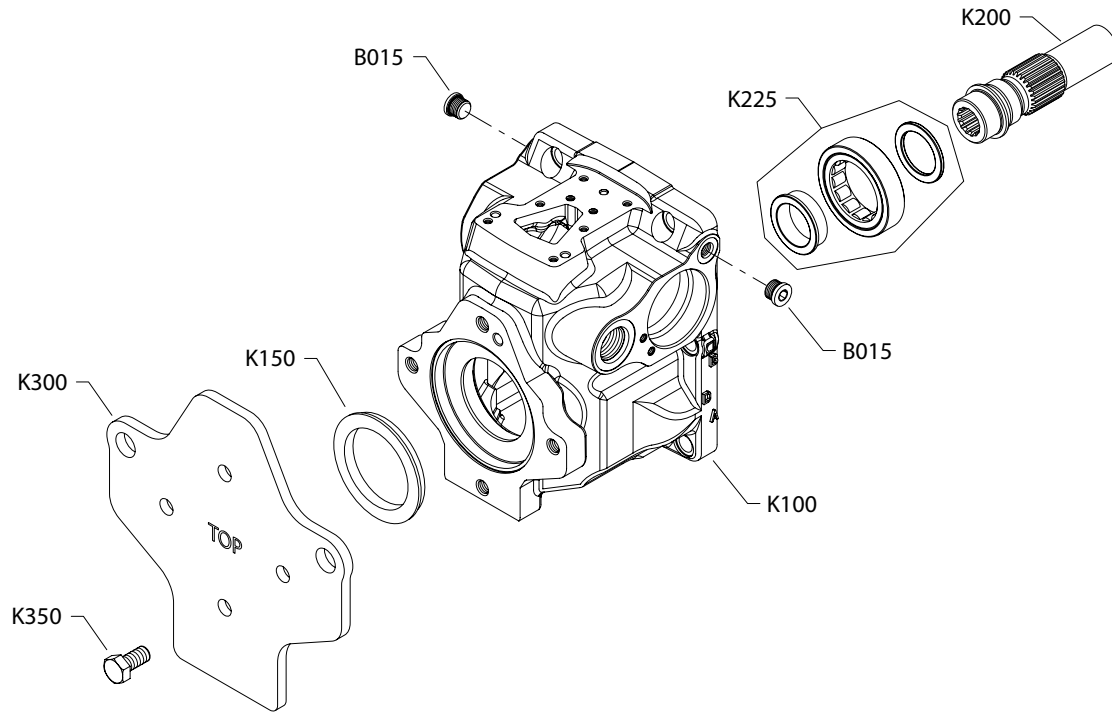
B015	06-06		9005110-4400	Plug assembly	2
K100	06-06		11014916	Rear housing, auxiliary flange SAE B	1
K150	06-06		8801061	B pad seal	1
K200	06-06		11202113	Shaft, 15 tooth internal splines, 16/32 pitch <i>(SB-2019-004 on page 135)</i>	1
K225	06-06		5000731	Ball bearing	1
K300	06-06		141561	Flange cover	1
K350	06-06		5000760	Screw, M12 x 20	4

*Order code: H8*

B015	06-06		9005110-4400	Plug assembly	2
K100	06-06		11014916	Rear housing, auxiliary flange SAE B	1
K150	06-06		8801061	B pad seal	1
K200	06-06		11202114	Shaft, 13 tooth internal splines, 16/32 pitch	1
K225	06-06		5000731	Ball bearing	1
K300	06-06		141561	Flange cover	1
K350	06-06		5000760	Screw, M12 x 20	4

## Aux mounting NN

### Parts configuration

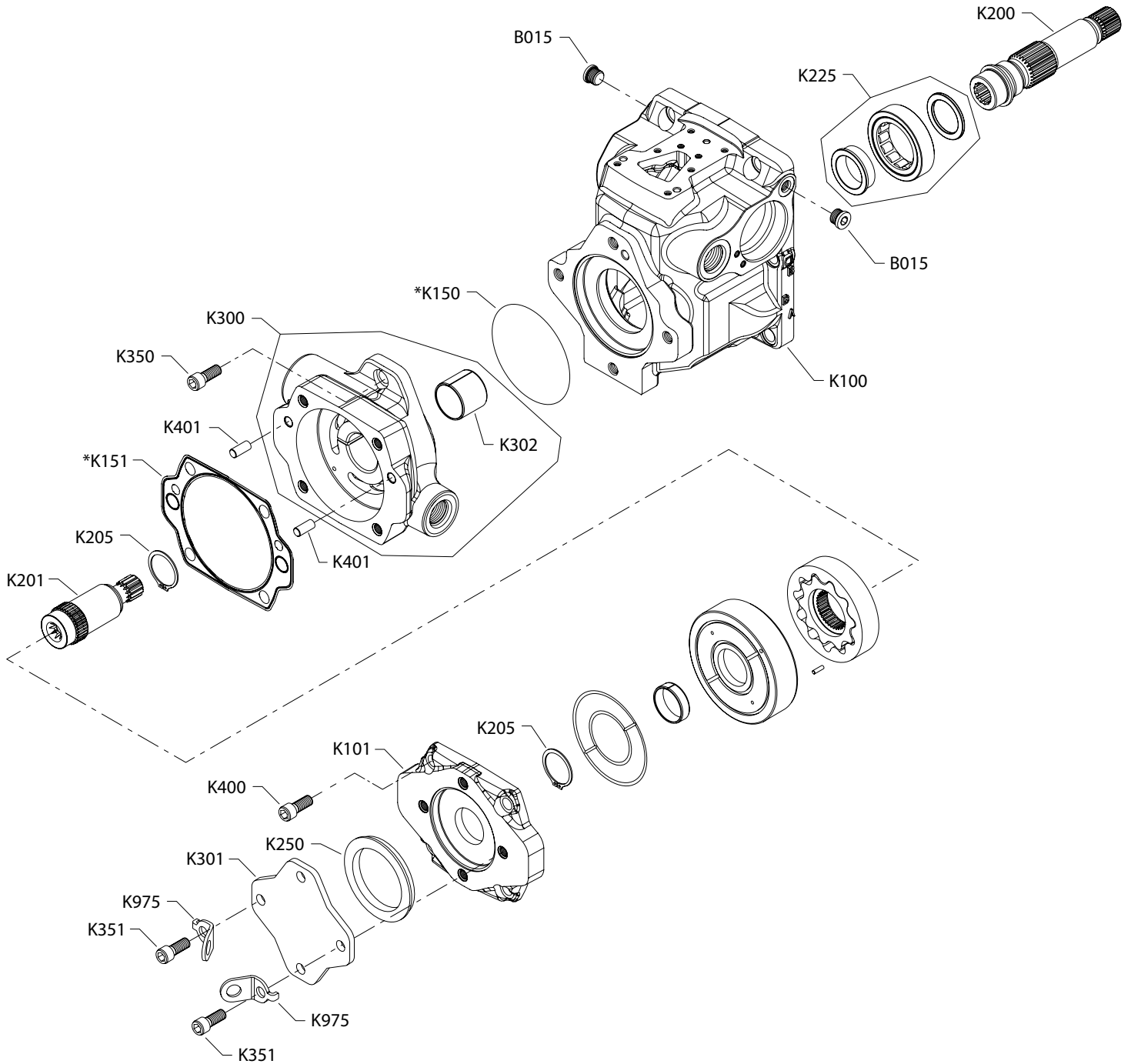


Order code: NN

Item	Date Begin	Date End	Part Number	Part Name	Qty. per Model/Kit
B015	06-06		9005110-4400	Plug assembly	2
K100	06-06		11014916	Rear housing, auxiliary flange SAE B	1
K150	06-06		8801061	B pad seal	1
K200	06-06		11202114	Shaft, 13 tooth internal splines, 16/32 pitch	1
K225	06-06		357616	Roller bearing	1
K300	06-06		141561	Flange cover	1
K350	06-06		5000760	Screw	4

# H1T aux mounting T1, T2

## Parts configuration



\* Included in overhaul seal kit Q210

## Order code: T1

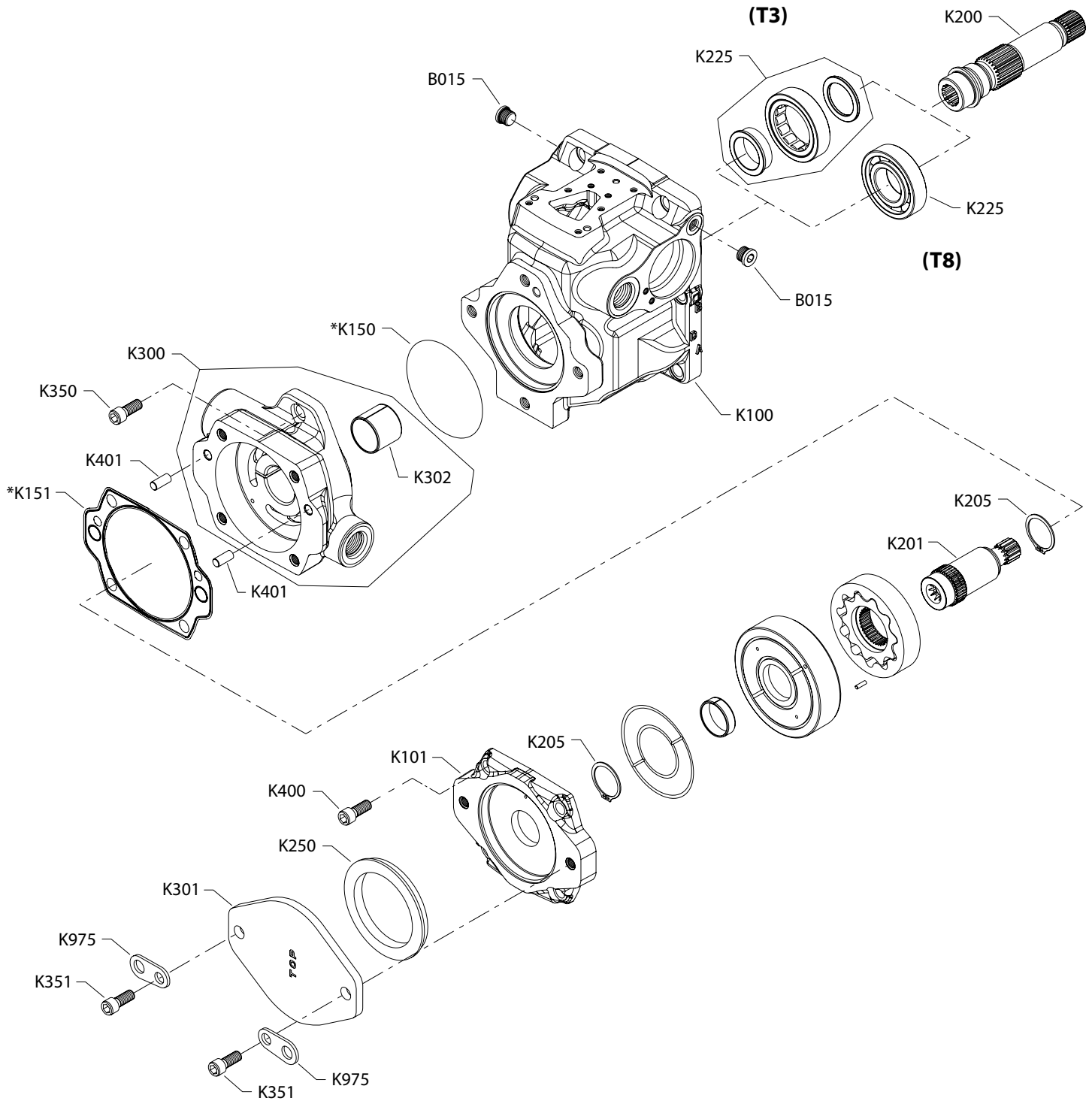
Item	Date Begin	Date End	Part Number	Part Name	Qty. per Model/Kit
B015	10-27		9005110-4400	Plug assembly	2
K100	10-27		11014916	Rear housing, auxiliary flange SAE B	1
K101	10-27		11032257	Adapter, SAE A	1
K150	10-27		9004104-1540	O-ring	1
K151	10-27		11032691	Gasket	1
K200	10-27		11202114	Shaft, 13 tooth internal splines, 16/32 pitch	1
K201	10-27		11131962	Coupling, 11 tooth ( <i>SB-2013-021</i> on page 133)	1
K205	10-27		9006300-0137	Retaining ring	2
K225	10-27		357616	Roller bearing	1
K250	10-27		4800482	A pad seal	1
K300	10-27		11048659	Flange cover	1
K301	10-27		11037552	Cover	1
K302	10-27		141935	Journal bearing	1
K350	10-27		11049358	Screw	2
K351	10-27		393686	Screw	4
K400	10-27		11000819	Screw	4
K401	10-27		5000757	Pin	2
K975	10-27		11040737	Lifting bracket	2

## Order code: T2

B015	10-27		9005110-4400	Plug assembly	2
K100	10-27		11014916	Rear housing, auxiliary flange SAE B	1
K101	10-27		11032257	Adapter, SAE A	1
K150	10-27		9004104-1540	O-ring	1
K151	10-27		11032691	Gasket	1
K200	10-27		11202114	Shaft, 13 tooth internal splines, 16/32 pitch	1
K201	10-27		11131961	Coupling, 9tooth ( <i>SB-2013-021</i> on page 133)	1
K205	10-27		9006300-0137	Retaining ring	2
K225	10-27		357616	Roller bearing	1
K250	10-27		4800482	A pad seal	1
K300	10-27		11048659	Flange cover	1
K301	10-27		11037552	Cover	1
K302	10-27		141935	Journal bearing	1
K350	10-27		11049358	Screw	2
K351	10-27		393686	Screw	4
K400	10-27		11000819	Screw	4
K401	10-27		5000757	Pin	2
K975	10-27		11040737	Lifting bracket	2

# H1T aux mounting T3, T8

## Parts configuration



\* Included in overhaul seal kit Q210

## Order code: T3

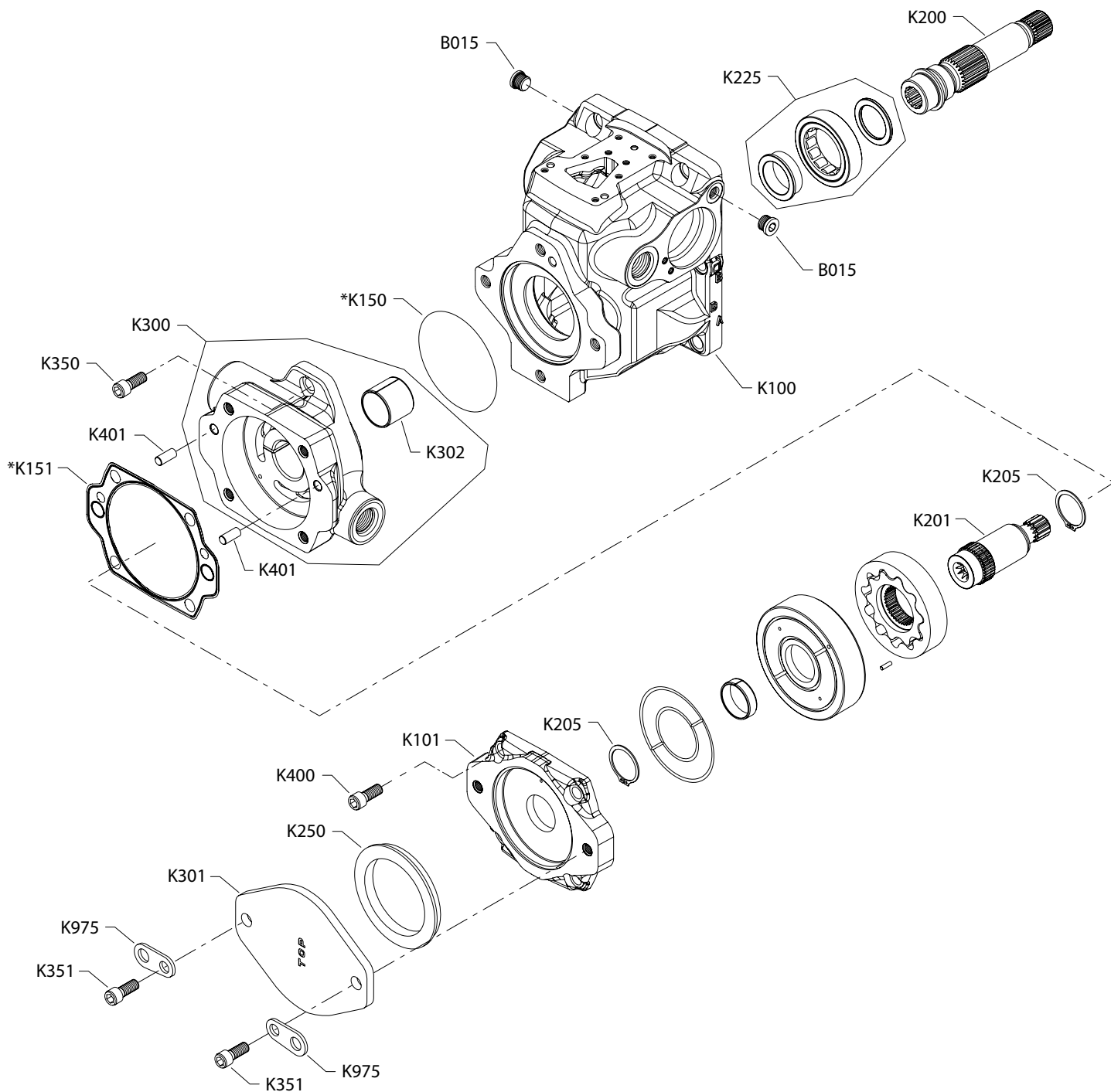
Item	Date Begin	Date End	Part Number	Part Name	Qty. per Model/Kit
B015	10-27		9005110-4400	Plug assembly	2
K100	10-27		11014916	Rear housing, auxiliary flange SAE B	1
K101	10-27		11032259	Adapter,SAE B	1
K150	10-27		9004104-1540	O-ring	1
K151	10-27		11032691	Gasket	1
K200	10-27		11202114	Shaft, 13 tooth internal splines, 16/32 pitch	1
K201	10-27		11131963	Coupling, 13 tooth ( <i>SB-2013-021</i> on page 133)	1
K205	10-27		9006300-0137	Retaining ring	2
K225	10-27		357616	Roller bearing	1
K250	10-27		8801061	B pad seal	1
K300	10-27		11048659	Flange cover	1
K301	10-27		8801059	Cover	1
K302	10-27		141935	Journal bearing	1
K350	10-27		11049358	Screw	2
K351	10-27		11000819	Screw	2
K400	10-27		11000819	Screw	4
K401	10-27		5000757	Pin	2
K975	10-27		8800565	Bracket	2

## Order code: T8

B015	10-27		9005110-4400	Plug assembly	2
K100	10-27		11014916	Rear housing, auxiliary flange SAE B	1
K101	10-27		11032259	Adapter, SAE B	1
K150	10-27		9004104-1540	O-ring	1
K151	10-27		11032691	Gasket	1
K200	10-27		11202114	Shaft, 13 tooth internal splines, 16/32 pitch	1
K201	10-27		11131963	Coupling, 13 tooth ( <i>SB-2013-021</i> on page 133)	1
K205	10-27		9006300-0137	Retaining ring	2
K225	10-27		5000731	Ball bearing	1
K250	10-27		8801061	B pad seal	1
K300	10-27		11048659	Flange cover	1
K301	10-27		8801059	Cover	1
K302	10-27		141935	Journal bearing	1
K350	10-27		11049358	Screw	2
K351	10-27		11000819	Screw	2
K400	10-27		11000819	Screw	4
K401	10-27		5000757	Pin	2
K975	10-27		8800565	Bracket	2

# H1T aux mounting TN

## Parts configuration



\* Included in overhaul seal kit Q210

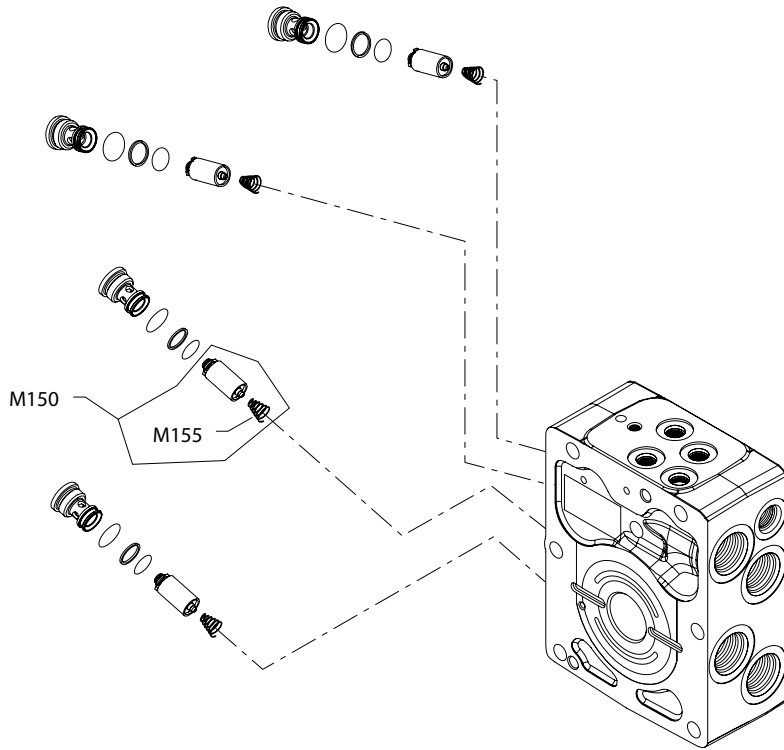
Order code: TN

Item	Date Begin	Date End	Part Number	Part Name	Qty. per Model/Kit
B015	10-27		9005110-4400	Plug assembly	2
K100	10-27		11014916	Rear housing, auxiliary flange SAE B	1
K101	10-27		11032259	Adapter, SAE B	1
K150	10-27		9004104-1540	O-ring	1
K151	10-27		11032691	Gasket	1
K200	10-27		11202114	Shaft, 13 tooth internal splines, 16/32 pitch	1
K201	10-27		11131963	Coupling, 13tooth ( <i>SB-2013-021</i> on page 133)	1
K205	10-27		9006300-0137	Retaining ring	2
K225	10-27		357616	Roller bearing	1
K250	10-27		8801061	B pad seal	1
K300	10-27		11048659	Flange cover	1
K301	10-27		8801059	Cover	1
K302	10-27		141935	Journal bearing	1
K350	10-27		11049358	Screw	2
K351	10-27		11000819	Screw	2
K400	10-27		11000819	Screw	4
K401	10-27		5000757	Pin	2
K975	10-27		8800565	Bracket	2

## High pressure protection

### H1T high pressure setting 13-42 (port A)

*Parts configuration*



*Common parts*

Item	Date Begin	Date End	Part Number	Part Name	Qty. per Model/Kit
M155	06-06		4800780	Spring	1

*Order code: 13*

M150	06-06		11147957	SCR valve assembly, 130 bar [1885 psi]	1
------	-------	--	----------	--	---

*Order code: 15*

M150	06-06		11147958	SCR valve assembly, 150 bar [2175 psi]	1
------	-------	--	----------	--	---

*Order code: 18*

M150	06-06		11147959	SCR valve assembly, 180 bar [2610 psi]	1
------	-------	--	----------	--	---

*Order code: 20*

M150	06-06		11147960	SCR valve assembly, 200 bar [2900 psi]	1
------	-------	--	----------	--	---

*Order code: 23*

M150	06-06		11147961	SCR valve assembly, 230 bar [3335 psi]	1
------	-------	--	----------	--	---

*Order code: 25*

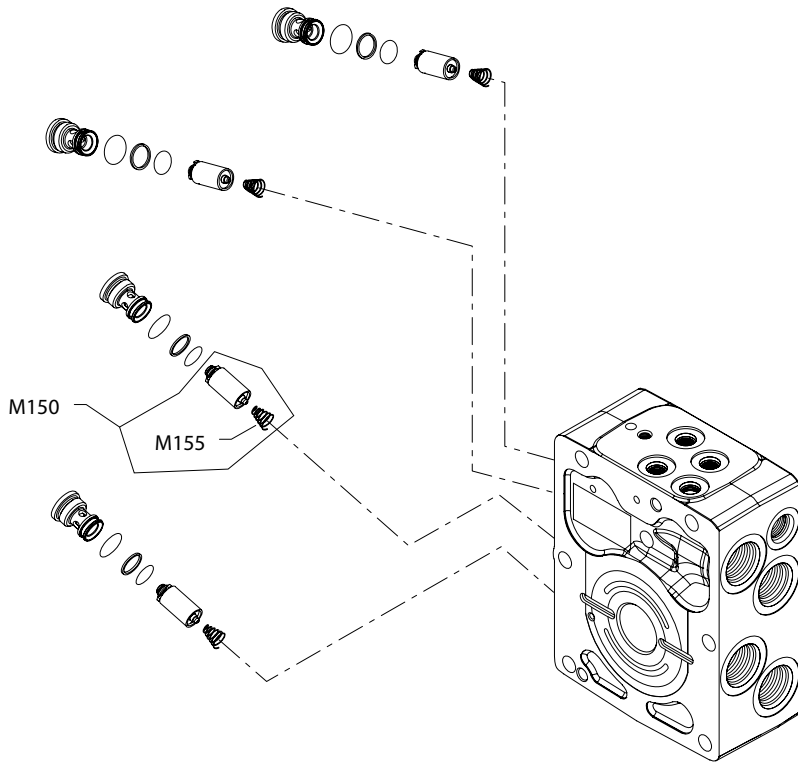
M150	06-06		11147962	SCR valve assembly, 250 bar [3625 psi]	1
------	-------	--	----------	--	---

*Order code: 28*

M150	06-06		11147964	SCR valve assembly, 280 bar [4061 psi]	1
------	-------	--	----------	--	---

## H1T high pressure setting 30-42 (port A)

### Parts configuration



*Common parts*

Item	Date Begin	Date End	Part Number	Part Name	Qty. per Model/Kit
M155	06-06		4800780	Spring	1

*Order code: 30*

M150	06-06		11147965	SCR valve assembly, 300 bar [4350 psi]	1
------	-------	--	----------	--	---

*Order code: 33*

M150	06-06		11147966	SCR valve assembly, 330 bar [4786 psi]	1
------	-------	--	----------	--	---

*Order code: 35*

M150	06-06		11147967	SCR valve assembly, 350 bar [5075 psi]	1
------	-------	--	----------	--	---

*Order code: 37*

M150	26-23		11365678	SCR valve assembly, 370 bar [5366 psi]	1
------	-------	--	----------	--	---

*Order code: 38*

M150	06-06		11147968	SCR valve assembly, 380 bar [5511 psi]	1
------	-------	--	----------	--	---

*Order code: 40*

M150	06-06		11147969	SCR valve assembly, 400 bar [5800 psi]	1
------	-------	--	----------	--	---

*Order code: 41*

M150	06-06		11147970	SCR valve assembly, 410 bar [5945 psi]	1
------	-------	--	----------	--	---

*Order code: 42*

M150	06-06		11147971	SCR valve assembly, 420 bar [6090 psi]	1
------	-------	--	----------	--	---



*Common parts*

Item	Date Begin	Date End	Part Number	Part Name	Qty. per Model/Kit
M155	06-06		4800780	Spring	1

*Order code: 13*

N150	06-06		11147957	SCR valve assembly, 130 bar [1885 psi]	1
------	-------	--	----------	--	---

*Order code: 15*

N150	06-06		11147958	SCR valve assembly, 150 bar [2175 psi]	1
------	-------	--	----------	--	---

*Order code: 18*

N150	06-06		11147959	SCR valve assembly, 180 bar [2610 psi]	1
------	-------	--	----------	--	---

*Order code: 20*

N150	06-06		11147960	SCR valve assembly, 200 bar [2900 psi]	1
------	-------	--	----------	--	---

*Order code: 23*

N150	06-06		11147961	SCR valve assembly, 230 bar [3335 psi]	1
------	-------	--	----------	--	---

*Order code: 25*

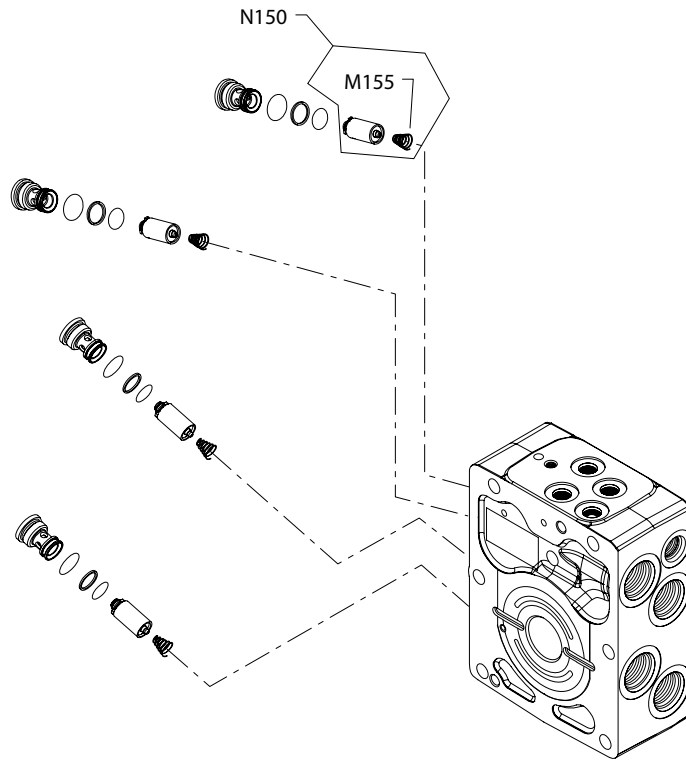
N150	06-06		11147962	SCR valve assembly, 250 bar [3625 psi]	1
------	-------	--	----------	--	---

*Order code: 28*

N150	06-06		11147964	SCR valve assembly, 280 bar [4061 psi]	1
------	-------	--	----------	--	---

## H1T high pressure setting 30-42 (port B)

*Parts configuration*



*Common parts*

Item	Date Begin	Date End	Part Number	Part Name	Qty. per Model/Kit
M155	06-06		4800780	Spring	1

*Order code: 30*

N150	06-06		11147965	SCR valve assembly, 300 bar [4350 psi]	1
------	-------	--	----------	--	---

*Order code: 33*

N150	06-06		11147966	SCR valve assembly, 330 bar [4786 psi]	1
------	-------	--	----------	--	---

*Order code: 35*

N150	06-06		11147967	SCR valve assembly, 350 bar [5075 psi]	1
------	-------	--	----------	--	---

*Order code: 37*

N150	26-23		11365678	SCR valve assembly, 370 bar [5366 psi]	1
------	-------	--	----------	--	---

*Order code: 38*

N150	06-06		11147968	SCR valve assembly, 380 bar [5511 psi]	1
------	-------	--	----------	--	---

*Order code: 40*

N150	06-06		11147969	SCR valve assembly, 400 bar [5800 psi]	1
------	-------	--	----------	--	---

*Order code: 41*

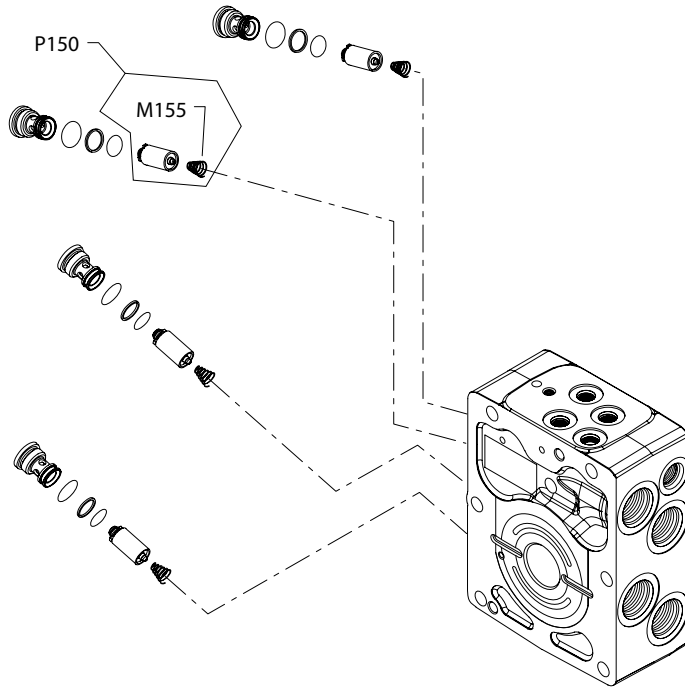
N150	06-06		11147970	SCR valve assembly, 410 bar [5945 psi]	1
------	-------	--	----------	--	---

*Order code: 42*

N150	06-06		11147971	SCR valve assembly, 420 bar [6090 psi]	1
------	-------	--	----------	--	---

## H1T high pressure setting 13-28 (port C)

*Parts configuration*



*Common parts*

Item	Date Begin	Date End	Part Number	Part Name	Qty. per Model/Kit
M155	06-06		4800780	Spring	1

*Order code: 13*

P150	06-06		11147957	SCR valve assembly, 130 bar [1885 psi]	1
------	-------	--	----------	--	---

*Order code: 15*

P150	06-06		11147958	SCR valve assembly, 150 bar [2175 psi]	1
------	-------	--	----------	--	---

*Order code: 18*

P150	06-06		11147959	SCR valve assembly, 180 bar [2610 psi]	1
------	-------	--	----------	--	---

*Order code: 20*

P150	06-06		11147960	SCR valve assembly, 200 bar [2900 psi]	1
------	-------	--	----------	--	---

*Order code: 23*

P150	06-06		11147961	SCR valve assembly, 230 bar [3335 psi]	1
------	-------	--	----------	--	---

*Order code: 25*

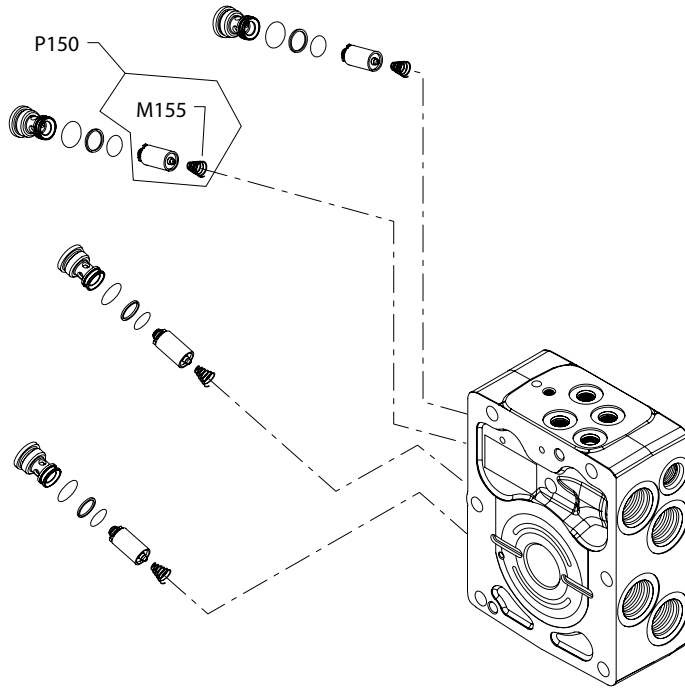
P150	06-06		11147962	SCR valve assembly, 250 bar [3625 psi]	1
------	-------	--	----------	--	---

*Order code: 28*

P150	06-06		11147964	SCR valve assembly, 280 bar [4061 psi]	1
------	-------	--	----------	--	---

## H1T high pressure setting 30-42 (port C)

*Parts configuration*



*Common parts*

Item	Date Begin	Date End	Part Number	Part Name	Qty. per Model/Kit
M155	06-06		4800780	Spring	1

*Order code: 30*

P150	06-06		11147965	SCR valve assembly, 300 bar [4350 psi]	1
------	-------	--	----------	--	---

*Order code: 33*

P150	06-06		11147966	SCR valve assembly, 330 bar [4786 psi]	1
------	-------	--	----------	--	---

*Order code: 35*

P150	06-06		11147967	SCR valve assembly, 350 bar [5075 psi]	1
------	-------	--	----------	--	---

*Order code: 37*

P150	26-23		11365678	SCR valve assembly, 370 bar [5366 psi]	1
------	-------	--	----------	--	---

*Order code: 38*

P150	06-06		11147968	SCR valve assembly, 380 bar [5511 psi]	1
------	-------	--	----------	--	---

*Order code: 40*

P150	06-06		11147969	SCR valve assembly, 400 bar [5800 psi]	1
------	-------	--	----------	--	---

*Order code: 41*

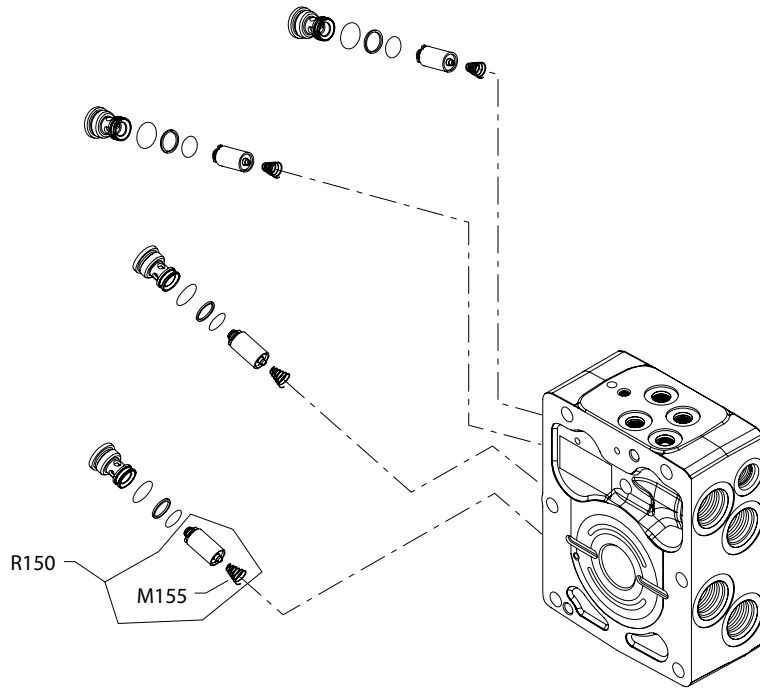
P150	06-06		11147970	SCR valve assembly, 410 bar [5945 psi]	1
------	-------	--	----------	--	---

*Order code: 42*

P150	06-06		11147971	SCR valve assembly, 420 bar [6090 psi]	1
------	-------	--	----------	--	---

## H1T high pressure setting 13-28 (port D)

*Parts configuration*



*Common parts*

Item	Date Begin	Date End	Part Number	Part Name	Qty. per Model/Kit
M155	06-06		4800780	Spring	1

*Order code: 13*

R150	06-06		11147957	SCR valve assembly, 130 bar [1885 psi]	1
------	-------	--	----------	--	---

*Order code: 15*

R150	06-06		11147958	SCR valve assembly, 150 bar [2175 psi]	1
------	-------	--	----------	--	---

*Order code: 18*

R150	06-06		11147959	SCR valve assembly, 180 bar [2610 psi]	1
------	-------	--	----------	--	---

*Order code: 20*

R150	06-06		11147960	SCR valve assembly, 200 bar [2900 psi]	1
------	-------	--	----------	--	---

*Order code: 23*

R150	06-06		11147961	SCR valve assembly, 230 bar [3335 psi]	1
------	-------	--	----------	--	---

*Order code: 25*

R150	06-06		11147962	SCR valve assembly, 250 bar [3625 psi]	1
------	-------	--	----------	--	---

*Order code: 28*

R150	06-06		11147964	SCR valve assembly, 280 bar [4061 psi]	1
------	-------	--	----------	--	---



*Common parts*

Item	Date Begin	Date End	Part Number	Part Name	Qty. per Model/Kit
M155	06-06		4800780	Spring	1

*Order code: 30*

R150	06-06		11147965	SCR valve assembly, 300 bar [4350 psi]	1
------	-------	--	----------	--	---

*Order code: 33*

R150	06-06		11147966	SCR valve assembly, 330 bar [4786 psi]	1
------	-------	--	----------	--	---

*Order code: 35*

R150	06-06		11147967	SCR valve assembly, 350 bar [5075 psi]	1
------	-------	--	----------	--	---

*Order code: 37*

R150	26-23		11365678	SCR valve assembly, 370 bar [5366 psi]	1
------	-------	--	----------	--	---

*Order code: 38*

R150	06-06		11147968	SCR valve assembly, 380 bar [5511 psi]	1
------	-------	--	----------	--	---

*Order code: 40*

R150	06-06		11147969	SCR valve assembly, 400 bar [5800 psi]	1
------	-------	--	----------	--	---

*Order code: 41*

R150	06-06		11147970	SCR valve assembly, 410 bar [5945 psi]	1
------	-------	--	----------	--	---

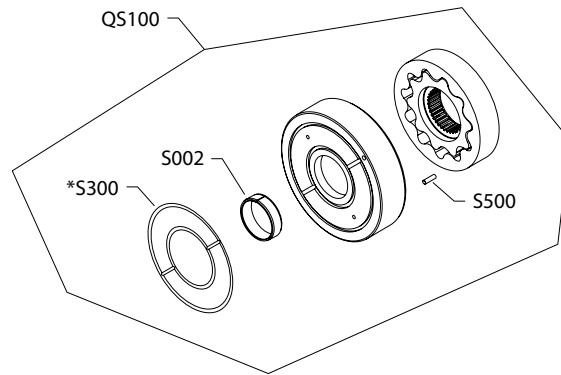
*Order code: 42*

R150	06-06		11147971	SCR valve assembly, 420 bar [6090 psi]	1
------	-------	--	----------	--	---

## Charge pump and filtration

### H1T charge pump M, N

*Parts configuration*



\* Included in overhaul seal kit Q210

Order code: M

Item	Date Begin	Date End	Part Number	Part Name	Qty. per Model/Kit
QS100	08-28		11134475	Charge pump kit, 24cc, H1T	1
S002	08-28		11046637	Journal bearing	1
S300	08-28		11045128	Charge pump cover seal	1
S500	08-28		9004800-1508	Pin	1

Order code: N

None

**Filtration**

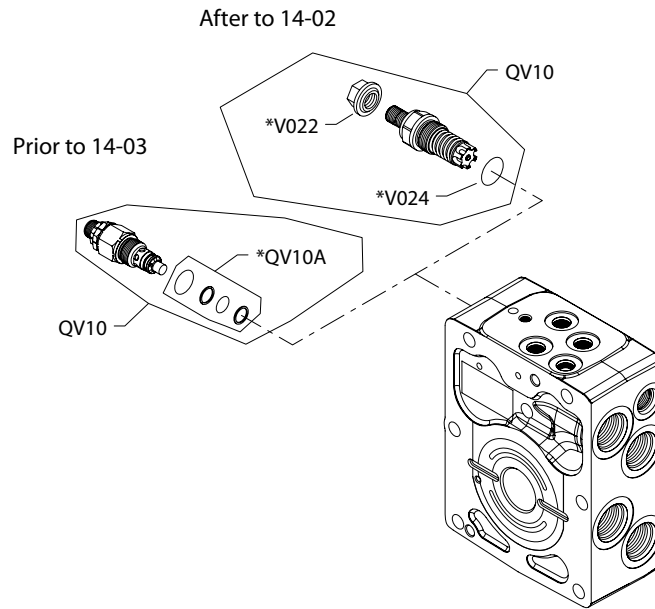
Order code: P

None

## Charge pressure setting

### H1T charge pressure relief setting 20-28

*Parts configuration*



\* Included in overhaul seal kit Q210

**Order code: 20**

QV10	14-03		11131205	Charge relief valve kit, 20 bar ( <i>SB-2015-030</i> on page 134)	1
QV10	06-06	14-02	4510480	Charge relief valve kit, 20 bar	1
QV10A	06-06	14-02	141857	Charge pressure relief seal kit	1
V022	14-03		066159	Seal nut, M12	1
V024	14-03		001149 (9004201-6200)	O-ring	1

**Order code: 22**

QV10	14-03		11131205	Charge relief valve kit, 22 bar ( <i>SB-2015-030</i> on page 134)	1
QV10	06-06	14-02	4510480	Charge relief valve kit, 22 bar	1
QV10A	06-06	14-02	141857	Charge pressure relief seal kit	1
V022	14-03		066159	Seal nut, M12	1
V024	14-03		001149 (9004201-6200)	O-ring	1

**Order code: 24**

QV10	14-03		11131205	Charge relief valve kit, 24 bar ( <i>SB-2015-030</i> on page 134)	1
QV10	06-06	14-02	4510480	Charge relief valve kit, 24 bar	1
QV10A	06-06	14-02	141857	Charge pressure relief seal kit	1
V022	14-03		066159	Seal nut, M12	1
V024	14-03		001149 (9004201-6200)	O-ring	1

**Order code: 26**

QV10	14-03		11131205	Charge relief valve kit, 26 bar ( <i>SB-2015-030</i> on page 134)	1
QV10	06-06	14-02	4510480	Charge relief valve kit, 26 bar	1
QV10A	06-06	14-02	141857	Charge pressure relief seal kit	1
V022	14-03		066159	Seal nut, M12	1
V024	14-03		001149 (9004201-6200)	O-ring	1

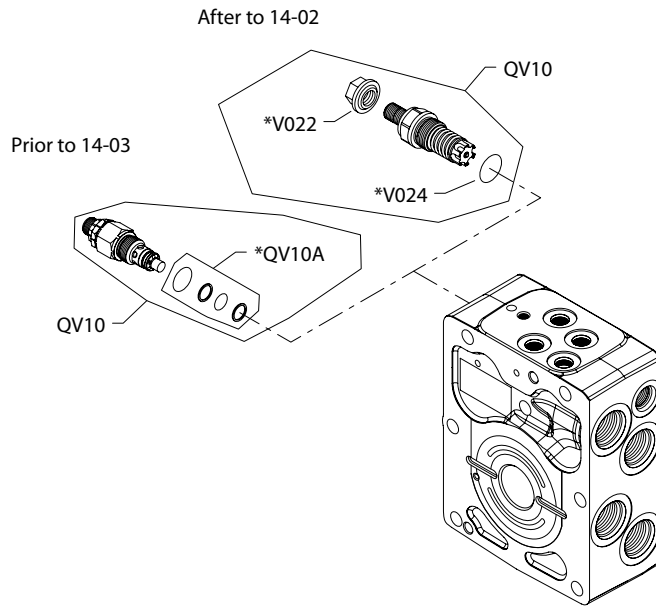
**Order code: 28**

QV10	14-03		11131205	Charge relief valve kit, 28 bar ( <i>SB-2015-030</i> on page 134)	1
QV10	06-06	14-02	4510480	Charge relief valve kit, 28 bar	1
QV10A	06-06	14-02	141857	Charge pressure relief seal kit	1
V022	14-03		066159	Seal nut, M12	1
V024	14-03		001149 (9004201-6200)	O-ring	1

## H1T charge pressure relief setting 30-CK

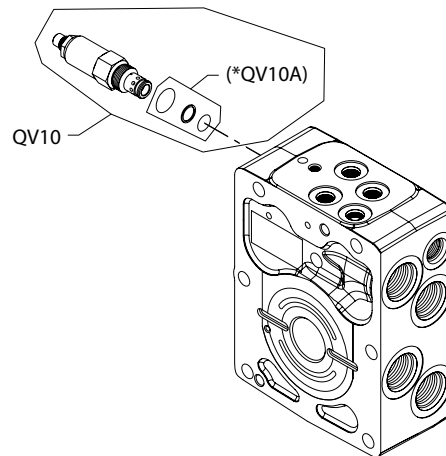
### Parts configuration

#### (30-34)



#### (BB-CK)

Prior to 14-03



\* Included in overhaul seal kit

() Not available individually

*Order code: 30*

Item	Date Begin	Date End	Part Number	Part Name	Qty. per Model/Kit
QV10	14-03		11131205	Charge relief valve kit, 30 bar ( <i>SB-2015-030</i> on page 134)	1
QV10	06-06	14-02	4510480	Charge relief valve kit, 30 bar	1
QV10A	06-06	14-02	141857	Charge pressure relief seal kit	1
V022	14-03		066159	Seal nut, M12	1
V024	14-03		001149 (9004201-6200)	O-ring	1

*Order code: 32*

QV10	14-03		11131205	Charge relief valve kit, 32 bar ( <i>SB-2015-030</i> on page 134)	1
QV10	06-06	14-02	4510480	Charge relief valve kit, 32 bar	1
QV10A	06-06	14-02	141857	Charge pressure relief seal kit	1
V022	14-03		066159	Seal nut, M12	1
V024	14-03		001149 (9004201-6200)	O-ring	1

*Order code: 34*

QV10	14-03		11131205	Charge relief valve kit, 34 bar	1
V022	14-03		066159	Seal nut, M12	1
V024	14-03		001149 (9004201-6200)	O-ring	1

*Order code: BB-CK*

QV10	06-06	14-02	4510482	Charge relief valve kit, 22 bar, low rise-rate	1
QV10A	06-06		not sold individually	Charge pressure relief valve seal kit	1

## Overhaul seal kit

## H1T 45/53 overhaul seal kit

Item	Date Begin	Date End	Part Number	Part Name	Qty. per Model/Kit
Q210	06-06		11178404	Overhaul seal kit, H1 tandem	1
D060	06-06		9003508-0008	Seal nut, M8 x 1	2
D150	06-06		11173377	Control gasket, H1	1
D151	06-06		11173377	Control gasket, H1	1
E020	06-06		5000732	O-ring, 45.47 x 1.78, nitrile	4
E025	06-06		11028034	Piston seal ring	4
E250	06-06		5000709	O-ring, 56.82 x 2.62, viton	4
E500	06-06		505412 (9003509-0008)	Seal nut, M8 x 1.25, coarse thread	1
E501	06-06		505412 (9003509-0008)	Seal nut, M8 x 1.25, coarse thread	1
E550	06-06		505412 (9003509-0008)	Seal nut, M8 x 1.25, coarse thread	1
E551	06-06		505412 (9003509-0008)	Seal nut, M8 x 1.25, coarse thread	1
G150	06-06		141504	End cap gasket	2
J250	06-06		11013519	Lip seal	1
J260	06-06		9004104-2310	O-ring, 66.27 x 3.53, viton	1
K006	06-06		9004105-0130	O-ring, 4.26 x .070, viton	4
K008	06-06		001149 (9004201-6200)	O-ring, 19.18 x 2.46, nitrile	4
K009	06-06		018481 (9006110-0160)	Backup ring, 1.37 x 16.33, teflon	4
K010	06-06		5000090 (9004105-0160)	O-ring, 15.60 x 1.78, viton	4
K150	06-06		9004104-1540	O-ring, .103 x 3.737 FKM/viton, 75D	1
K151	06-06		11032691	Charge pump gasket	1
QD26	06-06		11001952	O-ring, 18.00 x 1.50, viton	2
QD26R	06-06		11001952	O-ring, 18.00 x 1.50, viton	2
QD751	06-06		001131 (9004201-5000)	O-ring, 0.087 x .644, nitrile, 90D	2
QG10A	06-06		354003719	Cartridge seal kit	1
QH131	06-06		11013397	O-ring, 15.60 x 1.78 viton, 80D	1
QV10A	06-06		141857	Charge pressure relief valve seal kit	1
QV10A	06-06		not sold individually	Charge pressure relief valve seal kit	1
S300	08-28		11045128	Charge pump cover seal	1
V022	14-03		066159	Seal nut	1
V024	14-03		001149 (9004201-6200)	O-ring, 19.18 x 2.46, nitrile	1

## Service bulletins

SB-2007-004

### **Products affected**

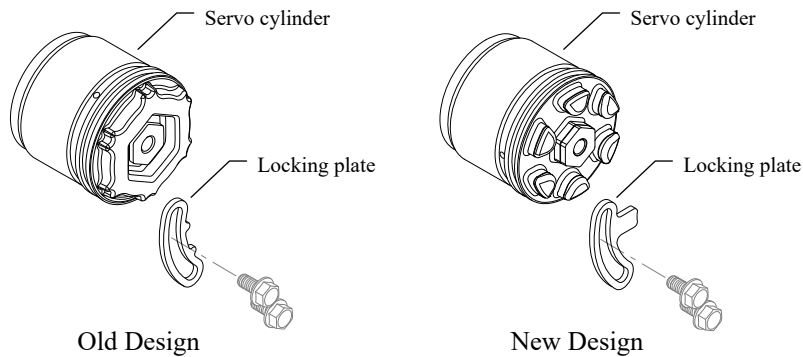
H1 45 and 53cc single and tandem pumps

### **Subject**

Servo cylinder and locking plate change

### **Description**

As a product improvement, Danfoss has changed the servo cylinder and locking plate. The old servo cylinder locking plate wasn't strong enough to hold the servo cylinder while tightening the seal nut on the displacement limiters. The new servo cylinder has a larger locking area to allow for a larger locking plate tab for added strength. The old servo cylinders are obsolete and no longer available for service. The old locking plate will remain available for repair. The new and old designs are interchangeable.



### **Models affected**

All H1 45 and 53cc single and tandem pumps.

### **Serial numbers**

This change became effective at serial number A-07-23-xxxxx for adjustable servo cylinders and at serial number A-07-30-xxxxx for non-adjustable servo cylinders.

### **Part numbers affected**

Description	Old part number	New part number
Servo cylinder, non-adjustable	142040	11013883
Servo cylinder, adjustable	142041	11015561
Locking plate	141940	11013910

### **Parts disposition**

Interchangeable

SB-2007-026

**Products affected**

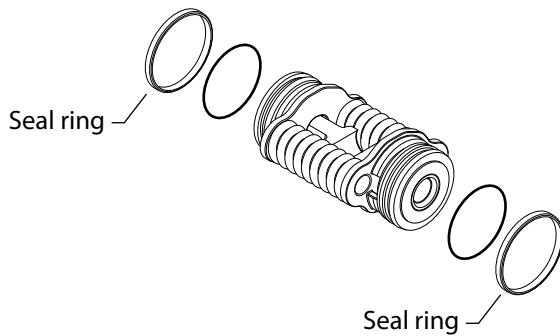
H1 45 and 53cc single and tandem pumps

**Subject**

Servo piston seal ring

**Description**

As a product improvement, Danfoss has changed the servo piston seal rings. The new and old seal rings are interchangeable. The old servo piston seal ring and assembly are obsolete and no longer available for service. A new servo piston assembly has been created.



**Models affected**

All H1 45 and 53cc single and tandem pumps.

**Serial numbers**

This change became effective at serial number A-07-44-xxxxx.

**Part numbers affected**

Description	Old part number	New part number
Servo piston	141965	11016260
Nested servo piston	141730	11016261
Seal ring	141962	11028034

**Parts disposition**

Interchangeable

SB-2007-033

**Products affected**

H1 pumps

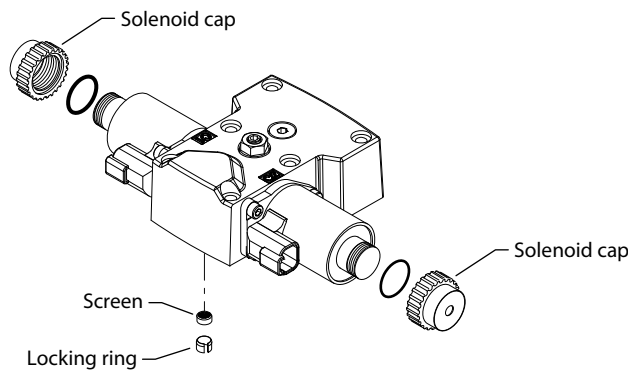
**Subject**

Control solenoid nut and screen locking ring

**Description**

As a product improvement, Danfoss changed the design of the EDC solenoids to avoid potential corrosion by changing the nut that holds the coil on the solenoid tube. The new nut has a closed cap design, which eliminates the potential of moisture to ingress past the solenoid tube threads. The new EDC and nut are functionally and physically interchangeable in all applications

A locking ring was also added to the controls. The locking ring will prevent the screen from falling out of the control during installation to the pump. The new locking ring can not be used in older style controls as the port is not drilled deep enough.



**Models affected**

All H1 pumps.

**Serial numbers**

Locking ring and solenoid nut.

**Part numbers affected**

*Locking ring and solenoid nut*

Option	45/53cc	78cc	147/165cc
A2	08-11-xxxxx	07-50-xxxxx	07-50-xxxxx
A3	08-11-xxxxx	07-50-xxxxx	07-50-xxxxx
A6	08-11-xxxxx	07-50-xxxxx	07-50-xxxxx
C1		07-39-xxxxx	07-39-xxxxx

*Locking ring only*

Option	45/53cc	78cc	147/165cc
A4	08-11-xxxxx	08-16-xxxxx	08-16-xxxxx
A5	08-11-xxxxx	08-16-xxxxx	08-16-xxxxx

***Part numbers affected***

Description	New part number
Locking ring	11012505

***Parts disposition***

- Interchangeable
- Use parts in stock

## SB-2010-020

### **Products affected**

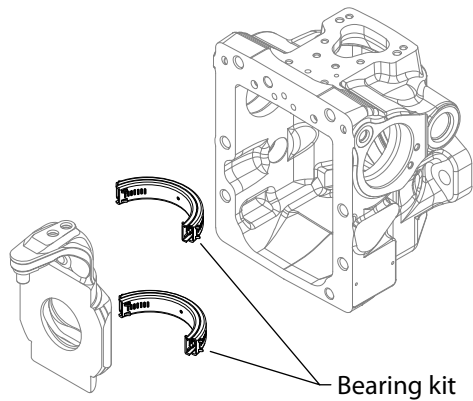
H1 45cc and 53cc pumps and tandem pumps

### **Subject**

Swashplate bearing change

### **Description**

The supplier has changed for the swashplate bearing kits used in the H1, 45cc and 53cc pumps and tandem pumps. New part numbers have been assigned for tracking purposes. The old swashplate bearing kits and the new swashplate bearing kits are interchangeable. The old swashplate bearing kits are obsolete and no longer available for service.



### **Models affected**

All H1, 45 and 53cc pumps and tandem pumps

### **Serial numbers**

This change became effective at serial number: A-10-41-XXXXX (11-Oct-2010)

### **Part numbers affected**

Description	Old part number	New part number
Swashplate bearing kit	4510465	11085533

### **Parts disposition**

- Interchangeable - only new for old, but not old bearing for new
- Scrap used parts
- Order replacement parts
- Revise existing part orders

## SB-2011-020

**Products affected**

H1 45 and 53cc pumps

**Subject**

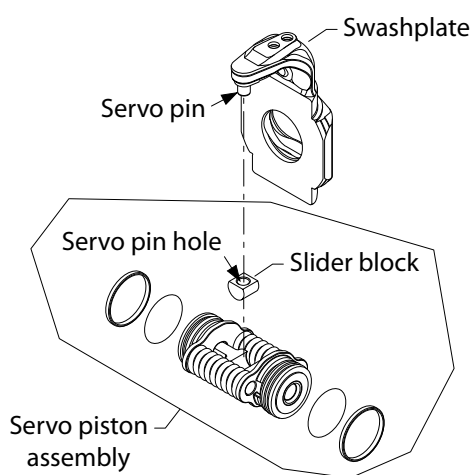
Swashplate change

**Description**

This design change for H1 45 and 53cc pumps replaces the forged swashplate which has an 11mm diameter servo pin with a cast swashplate of 13mm diameter servo pin. The servo slider block will also change to accommodate the new pin diameter. The old swashplate is interchangeable with the new swashplate, if the new slider block is also used.

A swashplate replacement kit with a 13mm slider block was created for service. Servo piston assembly replacement kits have also been created. These kits contain both 10mm and 13mm slider blocks to accommodate old or new swashplate.

The old swashplate and servo piston assemblies are obsolete and no longer available. The old slider block will remain available.

**Models affected**

H1 45 and 53cc pumps

**Serial numbers**

This change became effective at serial number A-12-21-105568 (20-May-2012)

**Part numbers affected**

Description	Old part number	New part number	Replacement kit
Slider block	141939	11014805	none
Swashplate	11068797	11068328	11098280
Servo piston assembly	11016260	11094107	11098278
Servo piston assy, nested	11016261	11094283	11098279

**Parts disposition**

Non-interchangeable

## SB-2013-021

### **Products affected**

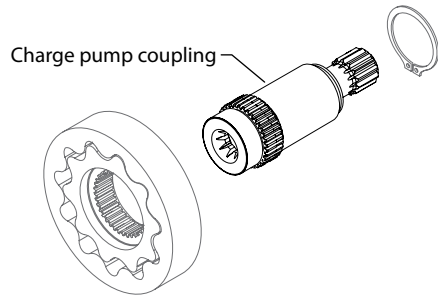
H1 45/53cc Tandems

### **Subject**

Charge pump coupling

### **Description**

Danfoss has made a product improvement to the charge pump coupling on H1 45/53cc tandems. The lead in chamfer has been decreased to improve the spline engagement.



The new part is interchangeable with the old part. The old part number will become obsolete.

### **Models affected**

H1 45/53cc Tandems

### **Serial numbers**

This change became effective at serial number: A-13-32-xxxxx (04 Aug 2013)

### **Part numbers affected**

Description	Old part number	New part number
Coupling-charge pump 9T	11028500	11131961
Coupling-charge pump 11T	11028501	11131962
Coupling-charge pump 13T	11028522	11131963

### **Parts disposition**

- Interchangeable
- Use parts in stock

## SB-2015-030

**Products affected**

H1 45/53cc Tandem pumps

**Subject**

Centersection and charge relief valve change

**Description**

Changes have been made to the center section casting, the charge relief valve and the nomenclature on 045/053cc H1 tandem pumps. The center section casting redesign changes the appearance of the casting, but there are no changes to the overall size and port locations.

A new valve (GENIII) replaces the current charge pressure relief valve. It is smaller and has a slightly different rise rate.

The new centersections and charge relief valves are not interchangeable with the old ones. Kits contain the new center section and relief valve.

As part of these changes, a nomenclature change has been incorporated. The changes do not affect the model number. The current two letter designation will change to a two number designation.

**Nomenclature option changes**

Old nomenclature	New nomenclature
BK	20
BB	22
BD	24
BF	26
BH	28
CK	30
CB	32
CD	34

**Models affected**

H145/53cc Tandem pumps

**Serial numbers**

This change became effective at serial number: A-14-02-22472 (10 Jan 2014)

**Part numbers affected**

Description	Old part number	New part number	Replacement kit
Centersection assembly, w/control CO	11013552	11142891	11131189
Centersection assembly	11033605	11142892	11131191
Centersection assembly, special	11054421	11142893	11131202
CPRV assembly, H1P 24-32 bar	4510480	11131205	N/A
CPRV assembly, 34bar (V034)	4510482	11131205	N/A

**Parts disposition**

- Interchangeable
- Use parts in stock

SB-2019-004

**Products affected**

H1 Pumps

**Subject**

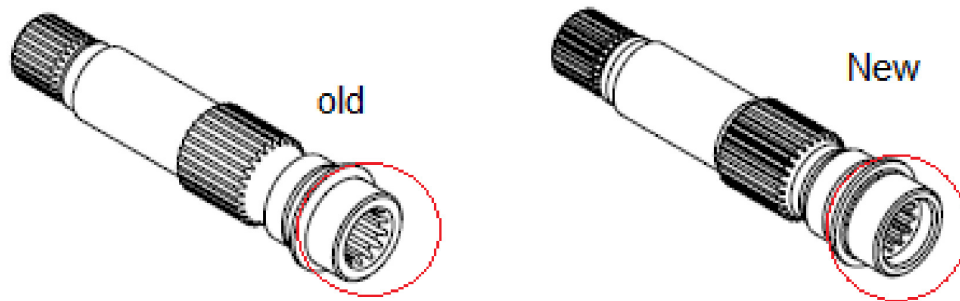
Rear shaft manufacturing process and design change

**Description**

Danfoss Power Solutions has made a manufacturing process change to the rear shaft on H1 45/53cc tandem pumps. Production will change from machined bar stock to a forged process, which will cause a change in design and appearance.

The new forging process adds material above the internal splines. Because of this added material, the old part cannot be substituted for the new part. The new part can be substituted for the old.

The spline location will remain the same from the old part to the new part.



**Models affected**

H1 45/53cc tandem pumps

**Serial numbers affected**

This change became effective at A-19-05-65758 (January 31, 2019)

**Part numbers affected**

Description	Old part number	New part number
Shaft-13T 16/32 INTL	141950	11202114
Shaft-15T 16/32 INTL	141951	11202113

**Parts disposition**

Non-interchangeable



**Hydro-Gear**

www.hydro-gear.com

**Daikin-Sauer-Danfoss**

www.daikin-sauer-danfoss.com

Explore our solutions at [danfoss.com](http://danfoss.com).

Additional product literature is available at [powersource.danfoss.com](http://powersource.danfoss.com).

**Danfoss  
Power Solutions (US) Company**  
2800 East 13th Street  
Ames, IA 50010, USA  
Phone: +1 515 239 6000

**Danfoss  
Power Solutions GmbH & Co. OHG**  
Krokamp 35  
D-24539 Neumünster, Germany  
Phone: +49 4321 871 0

**Danfoss  
Power Solutions ApS**  
Nordborgvej 81  
DK-6430 Nordborg, Denmark  
Phone: +45 7488 2222

**Danfoss  
Power Solutions Trading  
(Shanghai) Co., Ltd.**  
Building #22, No. 1000 Jin Hai Rd  
Jin Qiao, Pudong New District  
Shanghai, China 201206  
Phone: +86 21 2080 6201

Danfoss can accept no responsibility for possible errors in catalogues, brochures and other printed material. Danfoss reserves the right to alter its products without notice. This also applies to products already on order provided that such alterations can be made without subsequent changes being necessary in specifications already agreed. All trademarks in this material are property of the respective companies. Danfoss and the Danfoss logotype are trademarks of Danfoss A/S. All rights reserved.