

Data Sheet

Danfoss Link™ Central Controller

Application



Danfoss Link™ is a programmable, wireless control system for heating systems in residential buildings (up to approximately 300 m²).

The central controlling unit is the Danfoss Link™ CC equipped with a colour touch screen, from which the entire installation can be controlled.

- Control the daily heating schedule for every room. Make quick and easy adjustments.
- The Away Function ensures a set room temperature, fixed at a user-specific level in the Danfoss Link™ CC. Specify the away-period and the Danfoss Link™ system automatically adjusts the room temperatures.

- Danfoss Link™ CC software is automatically updated from the internet. Software updates can also be downloaded from the internet and installed manually via a USB memory stick.
- A context sensitive help guide gives additional information on every screen image.

The total **number** of units must not exceed 50 (1 Danfoss Link™ CC + 49 units).

The number of **each type** of unit must not exceed:

Danfoss Link™ Central Controller	1 unit
<i>living connect</i> ®	30 units
Danfoss Link™ Hydronic Controller	3 units
Danfoss Link™ Room Sensor	30 units
Danfoss Link™ Floor Thermostat	30 units
Danfoss Link™ Boiler Relay	1 unit
CF-RU Repeater Unit	4 units
Danfoss Link™ Hidden Relay/Plugin Relay	30 units
Danfoss Link™ HP Kit	1 unit
Danfoss Air Unit	1 unit
Danfoss Link™ ECL Kit	1 unit

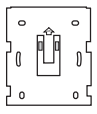
Ordering

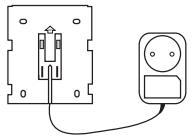
Product	Installation Guide - Languages	Code no.
Danfoss Link™ In-Wall PSU	GB/DK/DE/FR/ES/SE/NL	014G0286
Danfoss Link™ NSU		014G0287
Danfoss Link™ In-Wall PSU	GB/IT/FI/LT/LV/EE/CZ/PL	014G0288
Danfoss Link™ NSU		014G0289

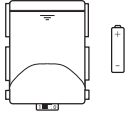
Accessories	Code no.
Danfoss Link™ Battery Pack (BSU)	014G0262

Technical Specifications

Danfoss Link™ CC	
Operating voltage	15 V DC ±10%
Standby power consumption	Max. 2 W
Screen	3.5" TFT color with touch
Ambient temperature	-10 to +40 °C
Storage temperature	-20 to +65 °C
Ball pressure temperature	75 °C
Pollution degree	2 (domestic use)
Transmission frequency	868.42 MHz
Transmission range in normal buildings	Up to 30 m
Wi-fi	802.11b, g or n (2.4 GHz)
Max. number of repeaters in a chain	3
Transmission power	Max. 1 mW
Software class	A
IP Class	21
Dimensions	125 mm × 107 mm × 25 mm
Weight	180 g

Danfoss Link™ PSU (In-Wall)		
	Operating voltage	100-250 V AC, 50/60 Hz
	Recommended protection fuse	Max. 16 A
	Output voltage	15 V DC ±10%
	Standby power consumption	Max. 0.15 W
	Max. load	10 W
	Cable specifications	Recommended 1.5 mm ² , max. 2 x 2.5 mm ²

Danfoss Link™ NSU		
	Operating voltage	100-240 V AC, 50/60 Hz
	Recommended protection fuse	Max. 16 A
	Output voltage	15 V DC ±10%
	Standby power consumption	Max. 0.3 W
	Max. load	7 W
	Cable length	2.5 m

Danfoss Link™ BSU		
	Output voltage	15 V DC ±10%
	Number of batteries	10 x AA (Not included)

Danfoss A/S

Residential Heating

Haarupvaenget 11

8600 Silkeborg

Denmark

Phone: +45 7488 8000

Fax: +45 7488 8100

Email: heating.solutions@danfoss.com

www.heating.danfoss.com

Danfoss can accept no responsibility for possible errors in catalogues, brochures and other printed material. Danfoss reserves the right to alter its products without notice. This also applies to products already on order provided that such alterations can be made without consequential changes being necessary in specifications already agreed. All trademarks in this material are property of the respective companies. Danfoss and the Danfoss logotype are trademarks of Danfoss A/S. All rights reserved.