

Data sheet

Electronic Ignition Units EBI4 HP Series

Application



The EBI4 HP unit series is specially designed for applications where High Power ignition is required.

EBI4 HPM is a 2-pole version with secondary midpoint grounded. EBI HP1P is a 1-pole version for ignition between one electrode and frame.

The units are characterized by a very powerful spark, capable of igniting large capacity oil and gas burners. They may also be used in applications where high ignition performance and reliability are required.


EBI4 HPM

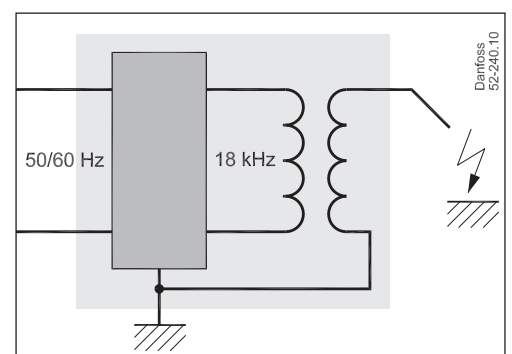
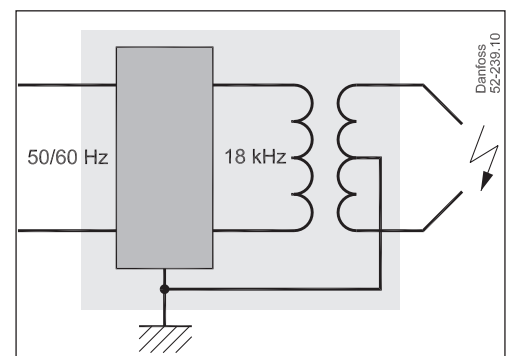
- Oil and gas burners requiring high power ignition
- 33% ED at 60°C
- Top or front connection for secondary cables
- 230 V

EBI4 HP1P

- Oil and gas burners requiring high power ignition
- 33% ED at 60°C
- Top or front connection for secondary cables
- 230 V

Applications and Features

- 1- or 2-pole ignition
- Low power consumption due to high efficiency (new technology)
- Earth connection through the primary cable
- Same dimensions and flexible mounting as the well-known EBI series
-  marking in accordance with the directives: EMC, LVD, RoHS



Data sheet

Electronic Ignition Units EBI4 HP Series

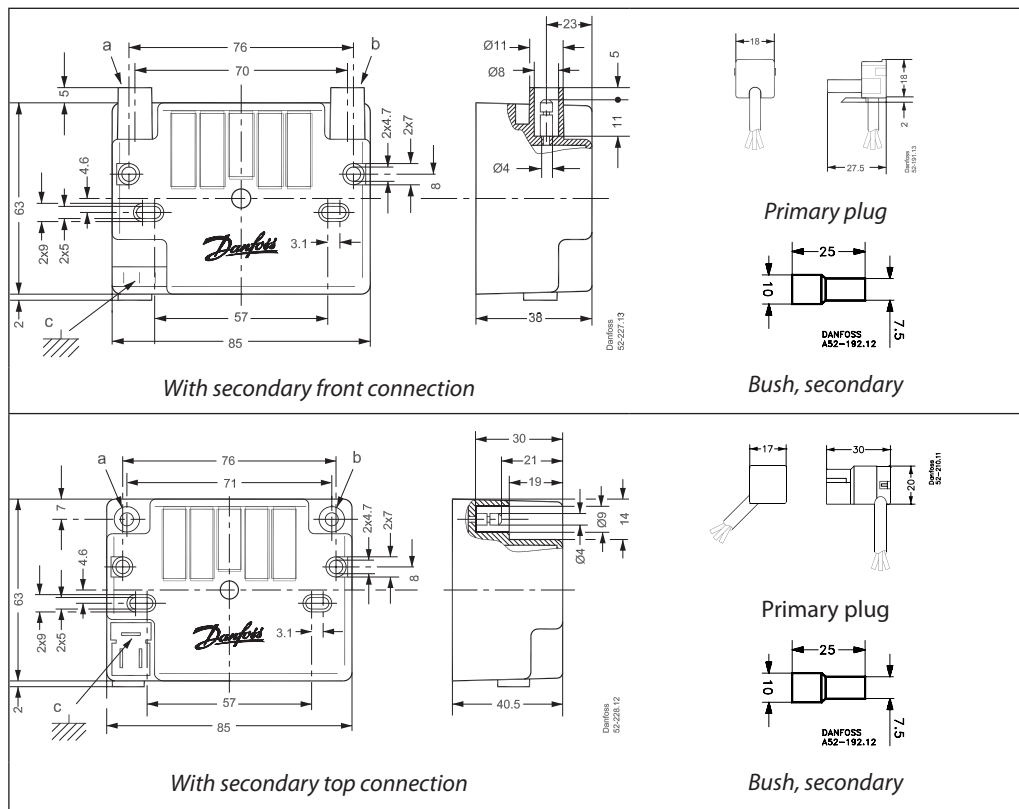
Technical data

Type	EBI4 HPM	EBI4 HP1P
Mains connection	230 V - 0.4 A - 50/60 Hz - 90 VA	
Working range	187-255 V	
Main fuse	10 A	
Secondary connection* Short circuit current (rms) Frequency	2 x 7.5 kV 48 mA 18 kHz	12 kV 48 mA 18 kHz
ED % in 3 min.	33% at 60°C	
Ambient temperature	-10 to +60°C	
Storage temperature	-25 to +85°C	
Enclosure	IP 40	
Primary connection	3 x 0.5 mm ² cable with special plug 3 x 0.75 mm ² cable with standard AMP connection	
Secondary connections	2 x Ø4 mm plugs	1 x Ø4 mm plugs
Earthing	Through the primary cable	
Distance between electrodes	Recommended 2.5 mm to 5 mm	
Weight	300 g	

* Avoid use of divergent electrodes due to risk of electrical cable break down and too high ignition voltage.

Dimensions and connections

EBI4 HPM	EBI4 HP1P	a: Left terminal b: Right terminal c: Earth connection
a+b+c	b+c	



Additional documentation on burner components is available on <http://heating.danfoss.com/>

Danfoss A/S

Heating Segment • heating.danfoss.com • +45 7488 2222 • E-Mail: heating@danfoss.com

Danfoss can accept no responsibility for possible errors in catalogues, brochures and other printed material. Danfoss reserves the right to alter its products without notice. This also applies to products already on order provided that such alterations can be made without consequential changes being necessary in specifications already agreed. All trademarks in this material are property of the respective companies. Danfoss and all Danfoss logotypes are trademarks of Danfoss A/S. All rights reserved.