



Applications:

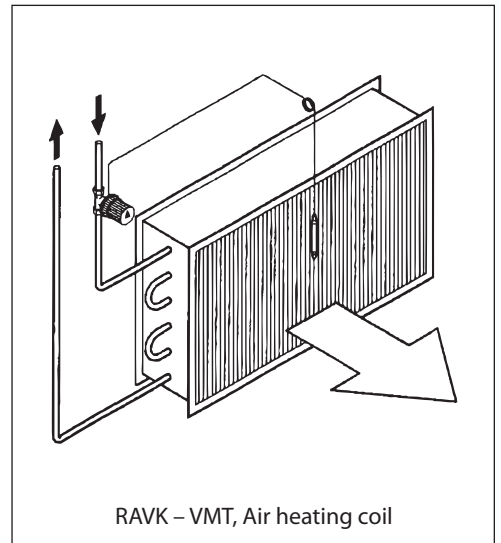
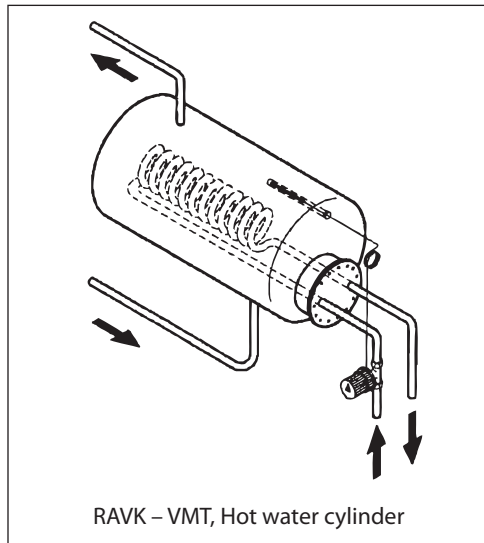
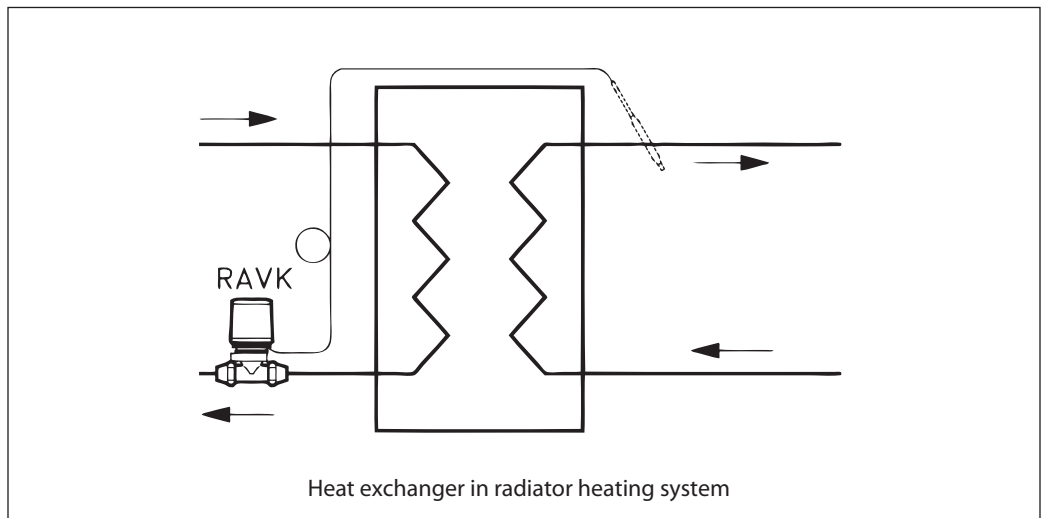


RAVK is a non-electric operator used with a water valve to control temperature in under-floor hydronic heating systems, small hot water heating tanks or heat exchangers in radiator heating systems.

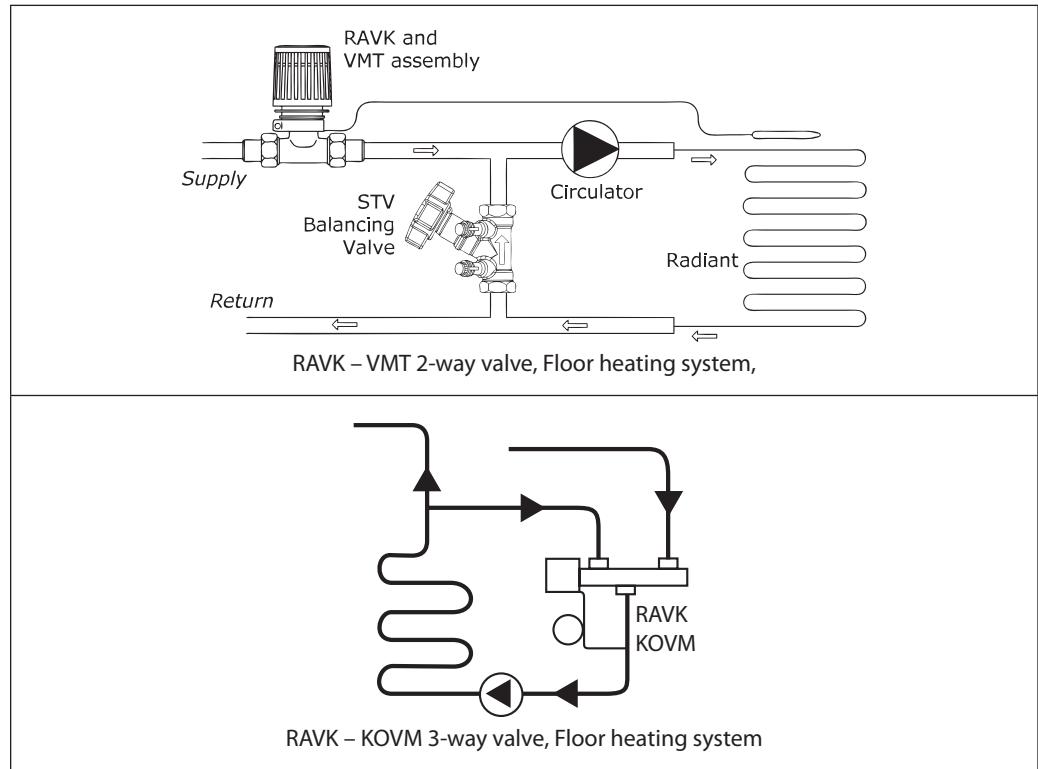
RAVK will self regulate the set temperature appropriately when mounted to 2-way low-Cv valve VMT, or 3-way valve KOVM. RAVK is not suitable for high-Cv VMT valves.

Features:

- Closes on rising sensor temperature
- Temperature range is 77 – 149°F
- Mounts on either supply or return side of system
- Sensor element can be fitted in any orientation
- Dial can be set to limit or lock the setting range



Applications (Cont.):



Ordering Information:

Element

Code No.	Type	Setting Range	Capillary length	Max. Sensor temperature
013U8063	RAVK	77–149 °F (25–65 °C)	6.5' (2.0 m)	248 °F (120 °C)

Available valves for mounting on RAVK

Code No.	Valve	Version	fitting adapters included	Connections, inlet x outlet	Cv
065F0102	VMT 15	Straight 2-way	yes	½" union solder x 2	1.6
065F0104	VMT 20			¾" union solder x 2	2.7
013U3017	KOVM	3-way	yes	½" NPT x 3	1.75
013U301501				½" compression fittings x 3	1.75
013U302001					2.34

Accessories:

Code number	Qty per valve	Description
013U0070	1	Packing gland for VMT, KOVM, RAV, RAVL
017-4370	1	½" Brass sensor well for RAVK & RAVV

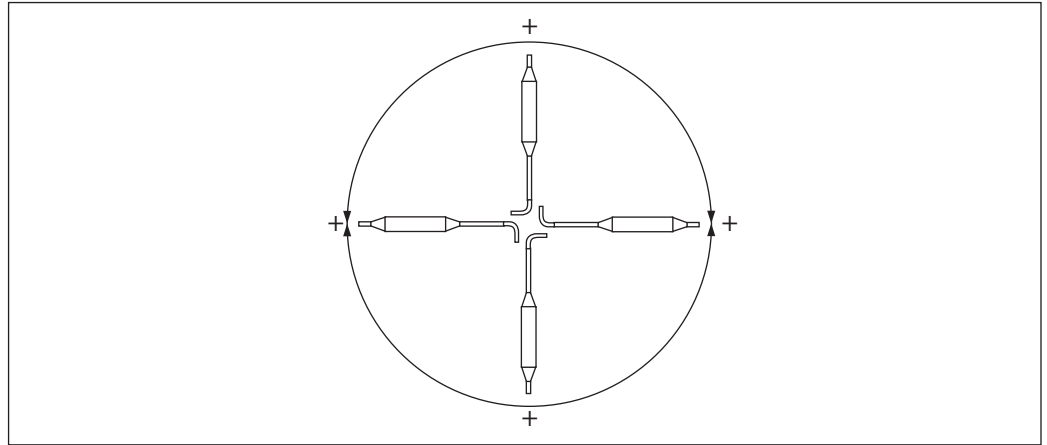
Valve Sizing:

Refer to the published data sheet for the valve being considered.

Mounting:

The valve body must be piped with flow in the arrow direction.

The sensor for the thermostatic element can be oriented in any of the following positions.



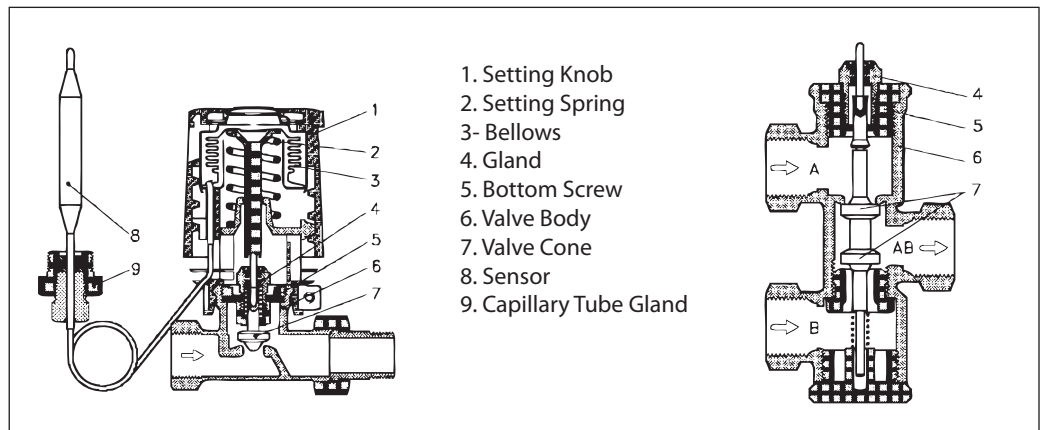
Scale Setting:

Relation between scale readings and closing temperature. Values are approximate.

RAVK with VMT, KOVM

Scale Setting	1	2	3	4	5	
77 - 149°F	77	95	113	131	149	°F
25 - 65°C	25	35	45	55	65	°C

Design:

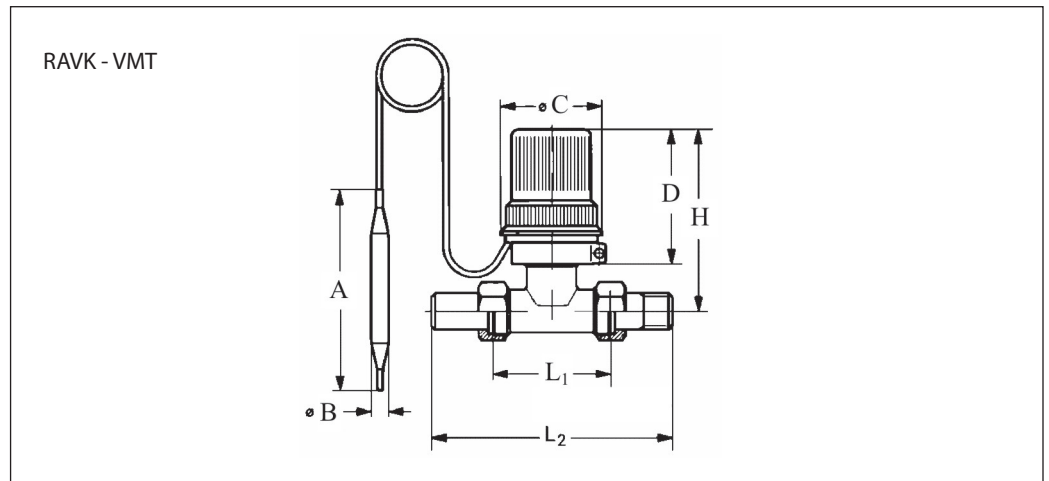


Materials, parts in contact with water

Sensor: Copper
Capillary tube: Copper
Sensor pocket: Brass

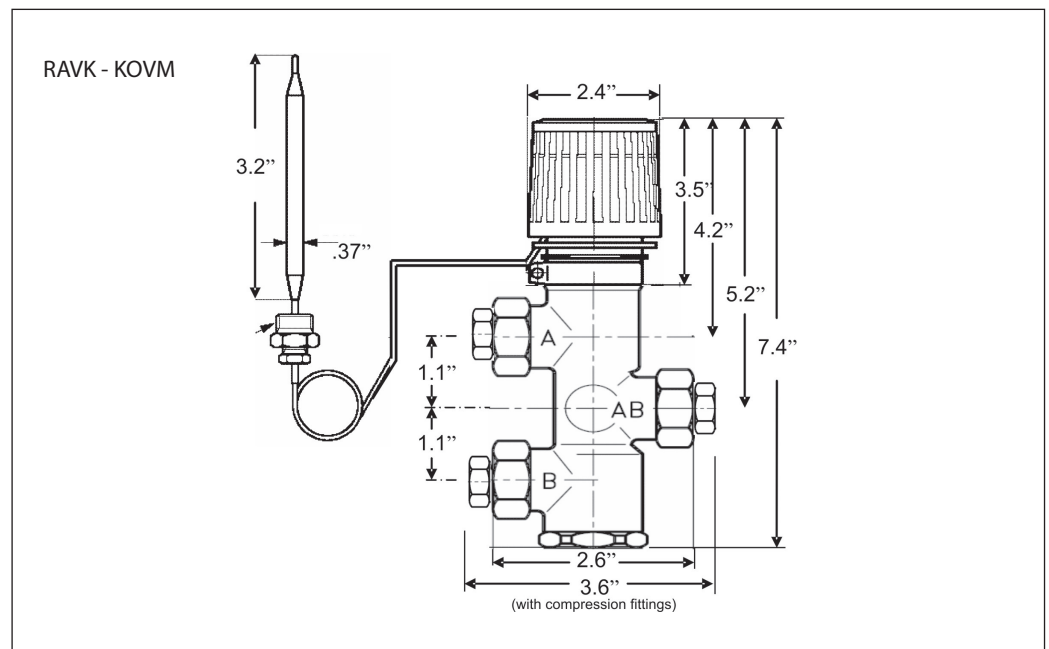
Valve body: Ms 58, nickel-plated
Valve cone: NBR-rubber
O-ring: EPDM rubber
Pressure pin: 18/8 stainless steel

Dimensions:



RAVK-VMT Valve

Size	L1 in (mm)	L2 in (mm)	H in (mm)	A in (mm)	B in (mm)	C in (mm)	D in (mm)
1/2"	2.60 (66)	3.54 (89.9)	4.06 (103)	3.15 (80)	0.37 (9.4)	2.39 (60.7)	3.53 (90)
3/4"	2.91 (74)	3.98 (101)	4.06 (103)				



Danfoss can accept no responsibility for possible errors in printed materials and reserves the right to alter its products without notice. All trademarks in this material are property of the respective companies. Danfoss and Danfoss logotype are trademarks of Danfoss A/S. All rights reserved.



Danfoss Inc.
Toronto, ON
Tel.: 905-285-2050, Fax: 905-285-2055
www.na.heating.danfoss.com

Danfoss Inc.
Baltimore, MD
Tel.: 443-512-0266, Fax: 443-512-0270
www.na.heating.danfoss.com