

## Data Sheet


# CF-DS Dew Point Sensor

## Application

The CF-DS dew point sensor is used in floor heating/cooling systems to protect against building of condensation.

The CF-DS is strapped onto the supply pipe and connected to the Global Standby input on the CF-MC Master Controller.

CF-DS measures the relative air humidity compared to the pipe temperature. At 90% RH the dew point sensor sends a signal to the CF-MC Master Controller, which closes the cooling supply pipes.



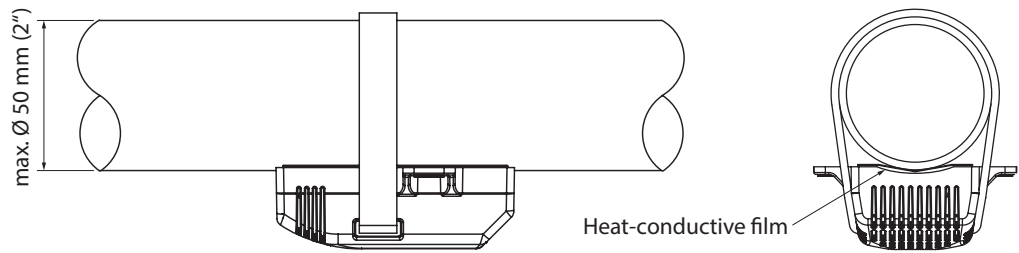
## Ordering

Product	Code no.
CF-DS dew point sensor	088U0251

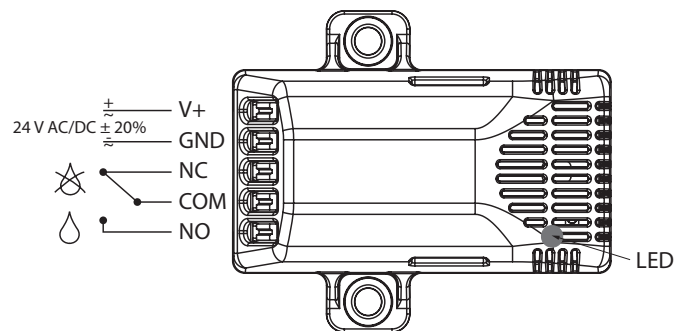
## Technical Data

Humidity sensor	HC 105
Working range	10 - 100% RH
Switching point at 20°C / 68°F	90±3% RH
Switching hysteresis	5% RH
Response time, change of surface temperature	t <sub>90</sub> < 3 min.
Response time, change of relative humidity	t <sub>90</sub> < 25 sec.
Electrical output	potential free relay with changeover contact
Switching capacity	max. 24 V AC/DC, 1 A
Supply voltage	24 V AC/DC ± 20%
Current consumption at 24 V DC	< 3 mA
Relay status indication	LED (red)
Electrical connection	5-pole push-in terminal, max. 1.5 mm <sup>2</sup>
Dust protection	by special coating (permeable for water vapour)
Housing protection class	IP40
Housing material	PC, fire resistant (according to UL94-V0)
Electromagnetic compatibility	EN 61326-1, EN 61326-2-3
Working temperature	0 - 50° C (32 - 122° F)
Storage temperature	-20 - 70° C (-4 - 158° F)
Size (L x H x W)	63 x 54 x 23 mm
Weight	approx. 60 g

## Mounting



## Wiring Connections



### Status indication:

- LED continuous light: Operating < 90% RH
- LED blinking: Condensation danger

## Danfoss A/S

Floor Heating Hydronics • Ulvehavevej 61 • DK-7100 Vejle • Denmark • Phone: +45 7488 8500 • Fax: +45 7488 8501  
heating@danfoss.com • www.floorheating.danfoss.com

Danfoss can accept no responsibility for possible errors in catalogues, brochures and other printed material. Danfoss reserves the right to alter its products without notice. This also applies to products already on order provided that such alterations can be made without subsequential changes being necessary in specifications already agreed.  
All trademarks in this material are property of the respective companies. Danfoss and the Danfoss logotype are trademarks of Danfoss A/S. All rights reserved.