

Data sheet

# Micro Plate Heat Exchanger (MPHE): XB06

Description



Micro Plate Heat Exchangers - a revolutionary technology from Danfoss. Characterized by their unique plate pattern, MPHEs enable heat to be transferred more efficient than any previous model of heat exchangers.

**Benefits:**

- Energy and cost savings
- Better heat transfer
- Lower pressure loss
- More flexible design
- Longer life time

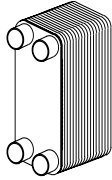
more on:  
[MPHE.danfoss.com](http://MPHE.danfoss.com)

XB06 is copper brazed heat exchanger, designed and configured for District Heating, District Cooling and other Heating applications.

**Approval:**  
Pressure Equipment Directive (PED).

Ordering

1-pass heat exchanger **XB06**

Picture	No. of plates, n	Connection	XB06L-1	XB06H-1	XB06H+
			Code No.		
	8	Thread G 3/4	004B2024	004B2036	004B1206
	10		004B2025	004B2037	004B1207
	16		004B2026	004B2038	004B1209
	20		004B2027	004B2039	004B1211
	26		004B2028	004B2041	004B1212
	30		004B2029	004B2042	004B1214
	36		004B2030	004B2043	004B1216
	40		004B2031	004B2044	004B1217
	50		004B2032	004B2046	004B1219
	60		004B2033	004B2047	004B1221
	70		004B2034	004B2048	004B1222
	80		-	-	004B1223

**Ordering (continued)**

**Accessories-Tailpieces**

Picture	Description	Connection	Code No. <sup>1)</sup>
	Solder tailpieces	G 3/4/15 mm	<b>004B2945</b>
		G 3/4/18 mm	<b>004B2946</b>
	Weld-on tailpieces	G 3/4/DN 20	<b>004B2944</b>
	Threaded tailpieces	G 3/4/G 3/4	<b>004B2947</b>
		G 3/4/G 1	<b>004B2953</b>

<sup>1)</sup> One set contains 2 tailpieces with union nuts and gaskets

**Accessories-Insulation XB06-1**

Picture	No. of plates, n	Code No.
	8-26	<b>004B1191</b>
	30-40	<b>004B1192</b>
	50-70	<b>004B1193</b>

**Accessories-Bracket**

Picture	Code No.
	<b>004B2948</b>

**Accessories-Insulation XB06H+**

Picture	No. of plates, n	Code No.
	8-36	<b>004B1191</b>
	40-70	<b>004B1192</b>
	80	<b>004B1193</b>

**Technical data**

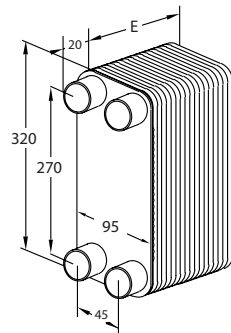
Type		XB06L-1	XB06H-1	XB06H+
Max. working pressure	bar	25		25
Min. / Max. temperature	°C	-10/180		
Flow medium		DH: Circulation water / glycolic water up to 50% DC: ethylene-, propylene-glycolic water, ethanol-water solutions and other suitable heat transfer media. (Please contact your Danfoss representative).		
Volume / Channel	Ltr	0,025	0,017	0,018
Connection type		Cylindrical external thread acc. to DIN ISO 228/1		
Connection size		G 3/4		
Weight	kg	0,67 + 0,08 × n		0,6 + 0,07 × n
<b>Materials</b>				
Plate		Stainless steel, mat. no. 1.4404		
Brazing		Copper (Cu); Copper-Nickel (CuNi)*; Stainless steel (SS)*		

\* Available on enquiry

**Insulation**

Type		PU (Polyurethane)	
Wall thickness	mm	20	
Heat conductivity, λ	W/mK	0,035	
Max temperature	Permanent	°C	130
	Short term peak		160

**Dimension**

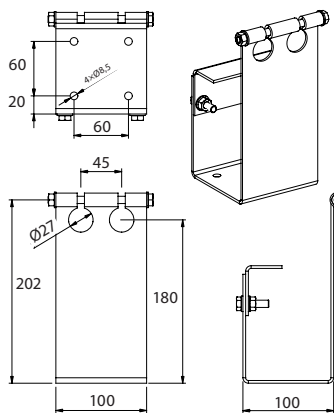


Type	Connection	E (mm)	Weight empty (kg)
XB06 L-...	G ¾ <sup>1)</sup>	7 + 1,6 × n	0,67 + n × 0,08
XB06 H-...		7 + 1,25 × n	
XB06H+ ...		7 + 0,95 × n	

n = number of plates

<sup>1)</sup> Cylindrical external thread acc. to DIN ISO 228/1

**Mounting brackets**



**Insulation XB06-1**

No. of plates	mm			Code No.
	A	B	E	
8-26	368	140	98	<b>004B1191</b>
30-40		145	138	<b>004B1192</b>
50-70		150	168	<b>004B1193</b>

**Insulation XB06H+**

No. of plates	mm			Code No.
	A	B	E	
8-36	368	140	98	<b>004B1191</b>
40-70		145	138	<b>004B1192</b>
80		150	168	<b>004B1193</b>

**Tailpieces**

Picture	Description	Connection	a	b	SW <sup>1)</sup>	Code No.
			mm			
	Solder tailpieces	G ¾ / 15 mm	15	35	32	<b>004B2945</b>
		G ¾ / 18 mm	18	35	32	<b>004B2946</b>
	Weld-on tailpieces	G ¾ / DN 20	21,2	35	32	<b>004B2944</b>
	Threaded tailpieces	G ¾ / G ¾	¾"	40	32	<b>004B2947</b>
		G ¾ / G 1	1"	22	32	<b>004B2953</b>

<sup>1)</sup> Union nut, width across flats

