

Data sheet

MMIMYK

Programmable controller



MMIMYK is the advanced "all in one" device that performs up to three different functions:

- Programming module
- Gateway
- Data logger

It has a bright graphic display and a keyboard that enable to configure the module to run several functions.

It has also a slot for SD/MMC card (Multi Media Card) to extend the memory capacity

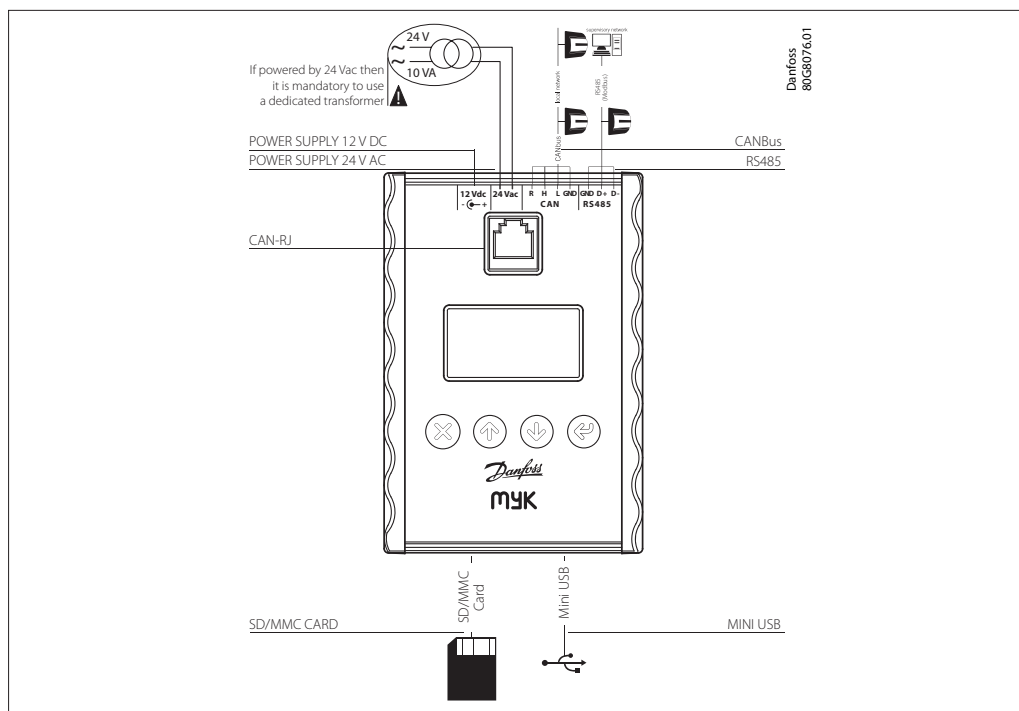
Features MMIMYK

- Full graphic OLED display, 128x64 dots resolution
- Easy connection to MCX CANbus network through telephone plug
- SD/MMC card slot for easy software upload and datalogging
- Modbus RS485 serial interface
- Powered by the MCX which it is connected to or the other way round
- Can execute an application like any MCX device
- Dimensions 105x72 mm
- Mounting DIN rail or portable

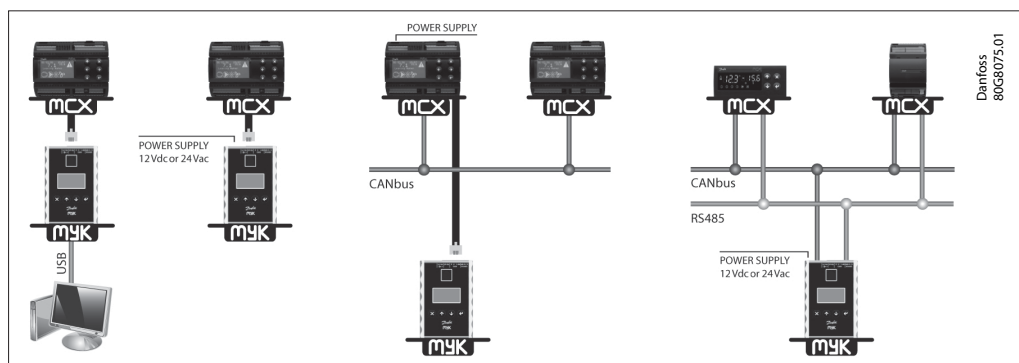
General features

FEATURES	DESCRIPTION
Power supply	From the MCX through the RJ12 telephone connector
	12 V DC (from DC connector)
	24 V AC SELV (from screw plug-in connector type pitch 3.5 mm): on this supply it is advisable to use a dedicated transformer 24 V AC-10 V A It is mandatory if MMIMYK is connected to devices without insulation between power supply and extra-low voltage such as EXD316
	From USB 2.0 (maximum 500 mA)
Plastic housing	DIN rail mounting complying with EN 60715
Ball test	125 °C according to IEC 60730-1 Leakage current: ≥ 250 V according to IEC 60112
Operating conditions	CE: -20T60, 90% RH non-condensing
Storage conditions	-30T80, 90% RH non-condensing
Integration	In Class I and/or II appliances
Index of protection	IP20 only on the front cover
Period of electric stress across insulating parts	Long
Resistance to heat and fire	Category D
Immunity against voltage surges	Category I
Software class and structure	Class A
Approvals	CE mark This product is designed to comply with the following EU standards: <ul style="list-style-type: none"> • Electromagnetic compatibility EMC directive 2014/30/EU: <ul style="list-style-type: none"> – EN 61000-6-4: 2007 +A1: 2011 (Emissions standard for industrial environments) – EN 61000-6-2: 2005 (Immunity for industrial environments) • RoHS directive 2011/65/EU and 2015/863/EU: <ul style="list-style-type: none"> – EN50581: 2012

Connection diagram



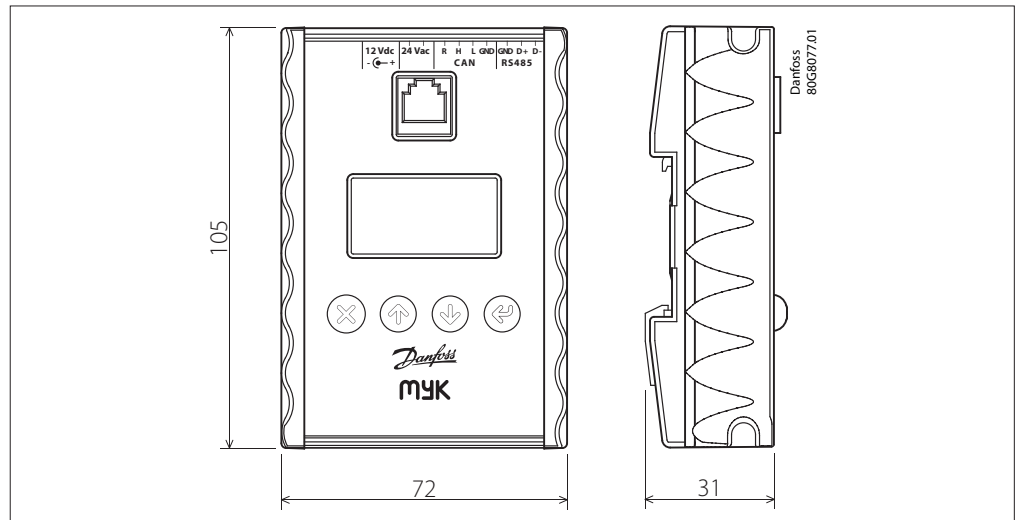
Connection diagram



Connection

CONNECTORS	TYPE	DIMENSIONS
CAN-RJ connector	6/6 way telephone RJ12 plug type	• pitch 2 mm
Power supply connector	DC JACK type	• Ø 3.5 x 1.3 mm
Power supply 24 V AC connector	2 way screw plug-in connector type	• pitch 3.5 mm • section cable 0.08 – 1.5 mm ²
CAN connector	4 way screw plug-in connector type	• pitch 3.5 mm • section cable 0.08 – 1.5 mm ²
RS485 connector	3 way screw plug-in connector type	• pitch 3.5 mm • section cable 0.08 – 1.5 mm ²
USB connector	Mini type B	
SD/MMC connector	For memory card SD/MMC type	• up to 2 GB

Dimensions



User interface

TYPE	FEATURES	DESCRIPTION
OLED display	Display	Graphic OLED
	Format	128 x 64 dots
	Active visible area	35 x 17.5 mm
Keyboard	Number of keys	4
	Keys function	Set by the application software
Memory	Internal	2 MB
	SD/MMC	Expansion slot (SD/Multi Media Card) up to 2 GB

Product part numbers

DESCRIPTION	CODE NO.
MMIMYK, PC/MCX INTERFACE AND MCX PROGRAMMING, DATA LOGGING, S	080G0073