

Danfoss compressors and condensing units – 230V

The recipe for **premium foods** and **tough energy standards**

**DLE and NLE compressor platforms
for MBP and LBP refrigeration:**

- Compressor efficiency enhanced by over 20%
- Easy transition to natural refrigerants

Optyma™ condensing units combine even more choice with even better efficiency

Gain 20% in energy
efficiency with

R290

propane platforms.





Today's consumers demand fresh, cold food and beverages – **with a good conscience**

Specially designed for key commercial applications such as glass door merchandisers, bottle coolers, chilled food or ice cream cabinets. To meet the latest guidelines while satisfying tomorrow's consumer needs, Danfoss compressors use the environmentally friendly R290 propane as a refrigerant.

DLE / NLE – R290 Fixed-speed optimized compressors



Our latest product ranges include options for fixed-speed and inverter compressors, as well as condensing units.

Fixed-speed compressors: perfect for premium foods

These models range from 50 to 500 W in LBP and from 100 to 1500 W in MBP applications. The recently released 230V DLE NLE platforms boost energy performance and savings while helping to meet the most demanding energy standards. With its sturdy design, this range represents today's best environmentally friendly fixed-speed compressor for light commercial refrigeration, ensuring maximum protection for your most precious foods.

Energy efficiency comparisons show a measured saving of 30-40% compared with existing Secop TL, NL or SCxx.CN models with similarly compact dimensions and displacement.

Inverter compressors: reduce your energy bills while optimizing display cabinet cooling

SLV compressors are designed to combine high food quality with low energy bills. Their extensive list of features gives them the flexibility to support a wide range of applications. In addition, two different electronic unit models give you added choice, ensuring that you get the ideal solution for your specific needs.

1) Advanced monitor

The built-in data logging function monitors system performance, offering you an intelligent controller for ultimate control and alarm management. The full range of features put SLV compressors far ahead of optimized compressors.

2) Simplified controller

High IP54 protection class and easy integration thanks to Adaptive Energy Optimization (AEO).

The compressor models are designed and produced by Secop for Danfoss.



Optyma™

All Optyma™ condensing units are extremely efficient and reliable. That means reduced energy consumption, lower running costs and less service and maintenance. Talk to us about choosing the ideal Optyma™ product for your needs.



Optimum Danfoss service and performance for maximum efficiency and return on investment:

- Compact design and extended application envelope
- Fully prewired and factory tested
- Combined HP/LP pressure switch Danfoss KP17WB (optional)

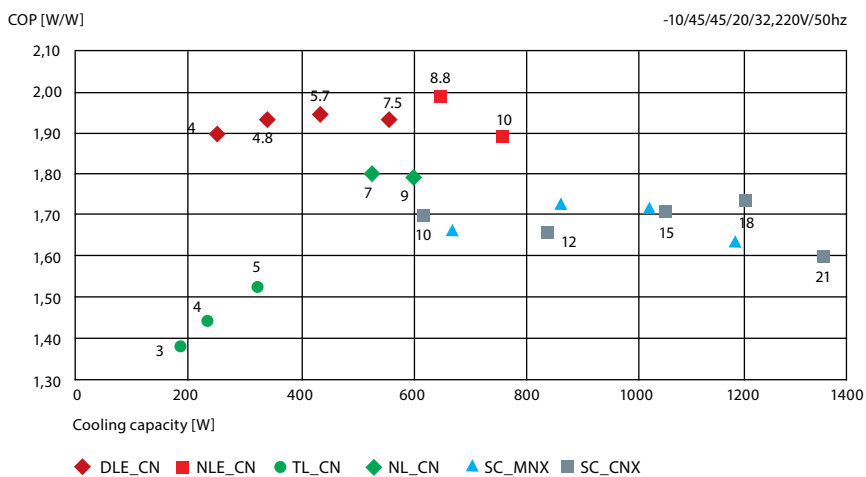


Technical data

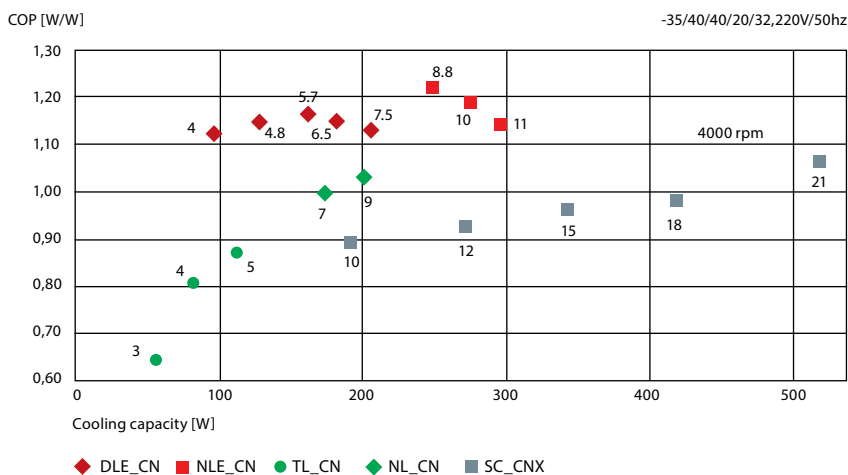
Energy performance comparison

Models and displacement

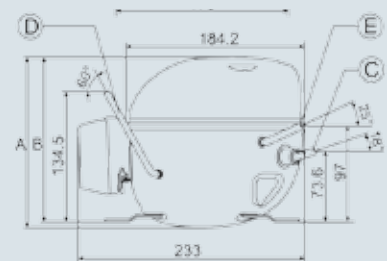
Capacity / COP – Medium temperatures



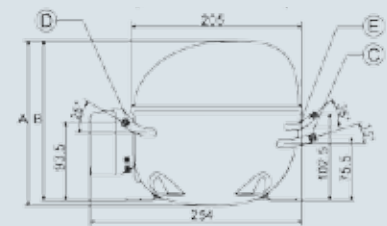
Capacity / COP – Low temperatures



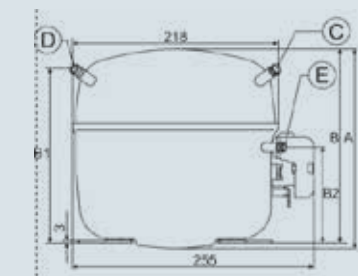
DLE compressors



NLE compressors



SLV compressors



**Propane compressors
50 Hz**

Applications	Compressor	Code no.	Single pack	Cooling capacity [W] – EN 12900 (CECOMAF)											Power consumption [W]				Displacement [cm ³]	COP			
				Evaporating temperature [°C]											Evaporating temperature [°C]					-35	-25	-10	5
				-40	-35	-30	-25	-20	-15	-10	-5	0	5	-35	-25	-10	5						
LBP / MBP	TL3CN	102H4380	195B0581	38	54	75	99	128	161	200	244	294	351	90	108	135	162	3.1	0.60	0.92	1.48	1.51	
	TL4CN	102H4490	195B0589	57	78	103	132	166	205	250	302	360	426	101	127	162	188	3.9	0.77	1.04	1.54	1.61	
	TL5CN	102H4590	195B0420	81	109	143	183	230	283	345	416	496	586	130	162	211	266	5.1	0.84	1.13	1.64	1.56	
	NL7CN	105H6756	195B0451	118	166	223	290	368	458	561	679	814	965	174	221	291	372	7.3	0.95	1.31	1.93	1.83	
	NL9CN	105H6856	195B0265	138	194	259	335	423	526	643	778	930	1 102	196	250	334	428	8.4	0.99	1.34	1.93	1.82	
	SC10CNX	104H8065	195B0474	126	179	245	325	420	531	660	809	979	1 172	208	274	362	–	10.3	0.86	1.19	1.82	–	
	SC12CNX	104H8265	195B0333	178	250	331	426	540	678	846	1 050	1 293	1 582	269	344	456	–	12.9	0.93	1.24	1.86	–	
	SC15CNX	104H8565	195B0203	195	297	415	550	707	887	1 093	1 328	1 594	1 894	315	420	560	–	15.3	0.94	1.31	1.95	–	
	SC18CNX	104H8865	195B0414	219	341	480	640	824	1 033	1 272	1 543	1 849	2 193	370	500	707	–	17.7	0.92	1.28	1.80	–	
	DLE5.7CN	102H4652	195B0714	–	155	198	247	303	367	443	530	632	752	142	176	222	261	5.7	1.10	1.40	1.99	2.03	
	DLE7.5CN	102H4852	195B0715	–	193	246	308	382	467	567	682	813	964	185	226	288	352	7.5	1.05	1.36	1.97	1.94	
NLE8.8CN	105H6880	195B0716	–	237	297	368	451	549	664	796	949	1 123	206	255	326	382	8.8	1.15	1.44	2.04	2.08		
NLE10CN	105H6175	195B0717	–	260	331	417	520	638	774	928	1 102	1 296	234	303	401	470	10.1	1.11	1.38	1.93	1.97		
LBP	NLE11CNL	105H6174	195B0718	–	279	359	456	570	700	848	–	–	–	262	329	436	–	11.2	1.07	1.39	1.95	–	
	SC12CNX.2	104H8266	195B0458	186	258	346	453	578	725	895	–	–	–	298	379	502	–	12.9	0.87	1.20	1.78	–	
	SC15CNX.2	104H8566	195B0505	252	332	434	560	714	900	1 120	–	–	–	351	445	610	–	15.3	0.95	1.26	1.84	–	
	SC18CNX.2	104H8866	195B0489	244	384	531	689	863	1 057	1 273	–	–	–	417	541	682	–	17.7	0.92	1.27	1.87	–	
	SC21CNX.2	104H8166	195B0459	339	492	654	828	1 020	1 233	1 471	–	–	–	491	623	855	–	21.0	1.00	1.33	1.72	–	
	SLV15CNX.2	104L8541	195B0505	325	460	615	792	996	1 228	1 494	–	–	–	436	583	771	–	15.3	1.06	1.36	1.94	–	

Rating conditions: EN 12900/CECOMAF LBP / Condensing temperature 45°C / Ambient temperature 32°C / Suction gas temperature 32°C / Liquid temperature: no subcooling

**Propane condensing units
Optyma™ – R290 LBP**

Model	Code no.	Cooling capacity range in [W] at 32°C ambient temperature									Power consumption [W] at -25°C evaporating temperature	COP at -25°C evaporating temperature	Dimensions in mm and weight			
		Evaporating temperature [°C]											Height	Width	Length	Kg
		-35	-30	-25	-20	-15	-10	-5	0	+5						
TL4CNXN0	114F1508	91	116	145	177	213	253	296	342	392	151	0.96	198	267	410	11
TL5CNKN0	114F1504	120	152	188	229	273	320	370	421	474	187	1.01	198	267	410	11
NL7CNKN0	114F2505	188	243	305	373	449	531	619	712	808	245	1.24	225	298	432	15
NL9CNXN0	114F3509	214	275	343	419	500	588	680	775	–	275	1.25	225	298	432	15
SC10CNXN0	114F3500	217	282	358	445	545	656	778	913	1 058	309	1.16	256	310	487	15
SC12CNXN0	114F4501	292	369	462	571	698	846	1 014	1 202	1 410	388	1.19	296	330	496	20
SC18CNXN0	114F4503	395	519	658	814	986	1 173	1 376	1 594	–	553	1.19	296	330	496	20
DLE5.7CNXN0*	N/A	177	223	273	330	395	467	548	637	735	197	1.39	225	298	432	15
DLE7.5CNXN0*		222	280	348	425	513	612	721	840	969	250	1.39	256	310	487	15
NLE8.8CNXN0*		267	330	405	492	591	702	823	953	1 092	281	1.44	256	310	487	15
NLE10CNXN0*		300	377	470	577	697	831	976	1 133	1 299	350	1.34	296	330	496	20
NLE11CNLXN0*		330	417	518	633	761	900	–	–	–	375	1.38	296	330	496	20

Rating conditions: CECOMAF / Ambient temperature: 32°C / Suction gas temperature: 32°C

*Preliminary data

Get more information
Visit cc.danfoss.com

Contact your local Danfoss sales office today to learn more about how you can reach the best standards

Danfoss can accept no responsibility for possible errors in catalogues, brochures and other printed material. Danfoss reserves the right to alter its products without notice. This also applies to products already on order provided that such alterations can be made without consequential changes being necessary in specifications already agreed. All trademarks in this material are property of the respective companies. Danfoss and the Danfoss logotype are trademarks of Danfoss A/S. All rights reserved.