

Application



AMES is designed for modulating motor voltage control via a controller. The control voltage from the controller to AMES must be within ranges 0 - 10 V or 0 - 20 mA.

Travel direction can be changed in relation to rise or fall of control voltage.

Total control voltage ranges or partial ranges and travel direction can be selected by microswitches.


AMES incorporates a facility for override.

The built-in function module AMES is used together with gearmotors AMV 323, 423 and 523.

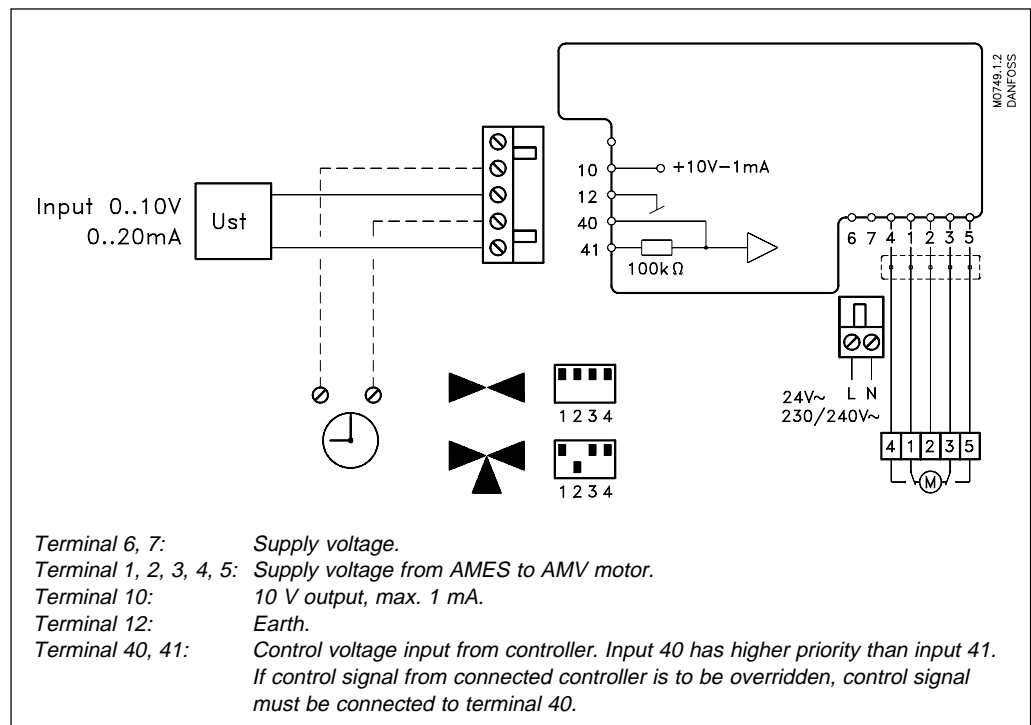
Ordering

Type	Supply voltage	Code nos.
AMES	24 V ~	082B3328
AMES	230 V ~	082B3329

Data

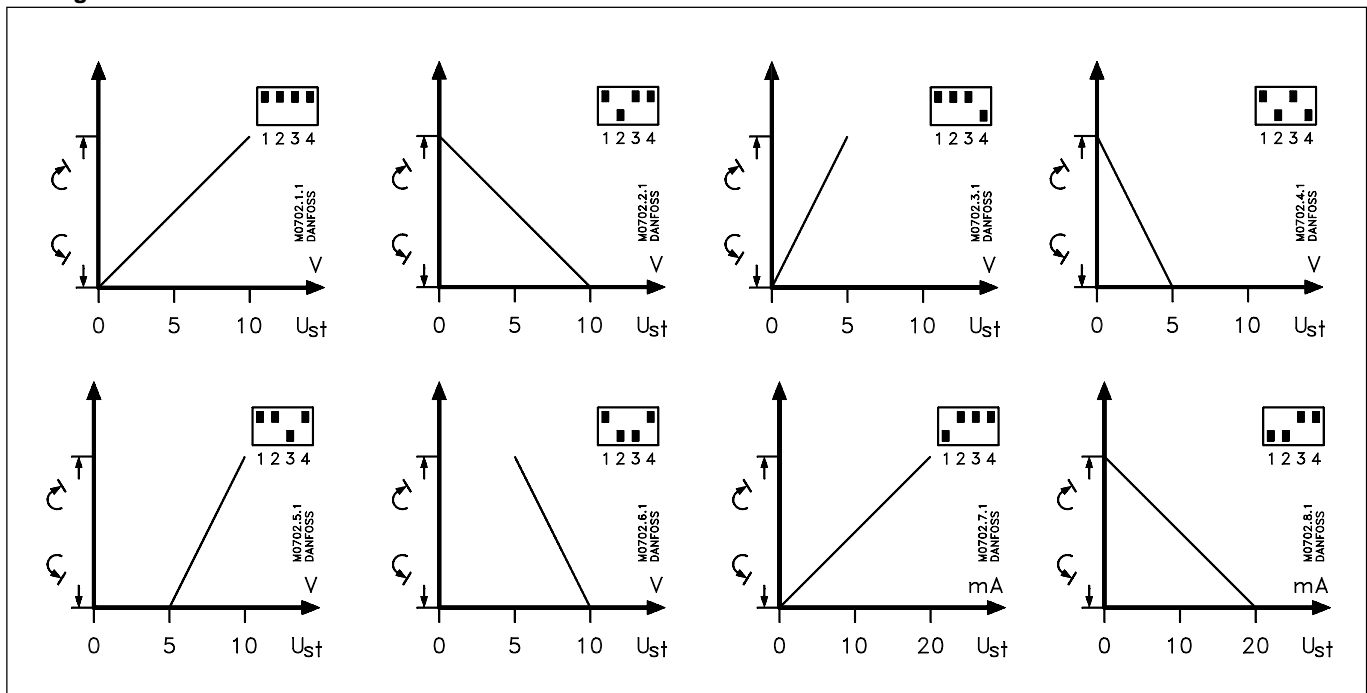
Supply voltage	24V~ ± 10% 230/240 V~ +6%/-10%
Frequency	50 Hz
Consumption	3 VA
Control signal input	0 - 10V DC 0 - 5 V DC 5 - 10 V DC 0 - 20 mA
Enclosure	IP 20
Ambient temperature	Min 0 °C, max 50 °C
Transport and storage temperature	Min -40 °C, max 70 °C
Weight	0.3 kg
 - marking in accordance with the standards	EMC-Directive 89/336/EEC, 92/31/EEC, 93/68/EEC, EN 50081-1 and EN 50082-1 Low Voltage Directive 73/23/EEC and 93/68/EEC

Wiring

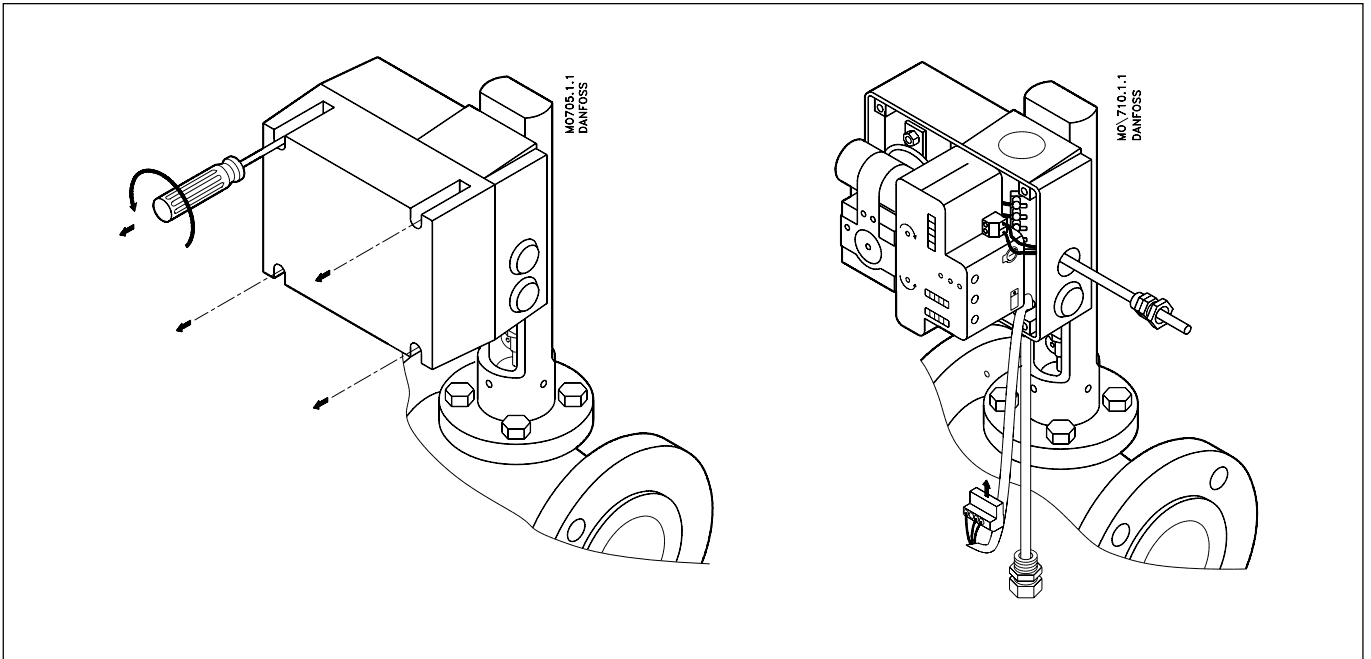


Wire lengths	Recommended wire-cross section for 24 V systems	Recommended wire-cross section for 230 V system
0 - 50 m	0.75	0.4
> 100 m	1.5	0.75

Setting microswitches



Installation



Danfoss can accept no responsibility for possible errors in catalogues, brochures and other printed material. Danfoss reserves the right to alter its products without notice. This also applies to products already on order provided that such alterations can be made without subsequential changes being necessary in specifications already agreed. All trademarks in this material are property of the respective companies. Danfoss and the Danfoss logotype are trademarks of Danfoss A/S. All rights reserved.

