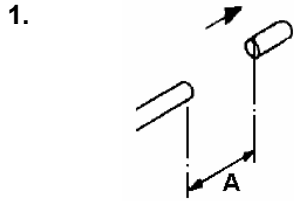




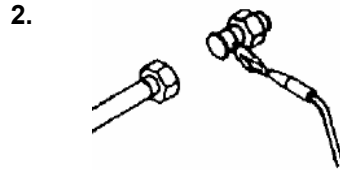
INSTRUCTIONS

Zone Valve Pack, TWA4200 & TWA4400

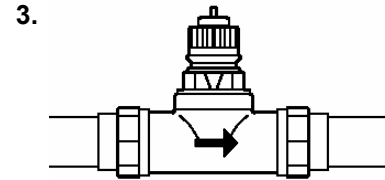
Mounting the Valve



Remove sufficient copper pipe ("A") for proper installation of the valve. Remove 3" (76mm) for a 1/2" valve and 3 3/8" (86mm) for a 3/4" valve.

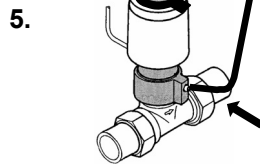


Slide union nuts over tubing with threads facing inward. Mount tailpieces onto copper ends and solder in place. **Do not** install valve until after soldering is completed.

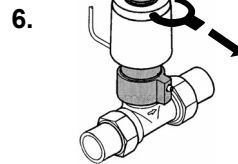


Install valve with arrow on valve body pointed in direction of the flow. Securely tighten union nuts.

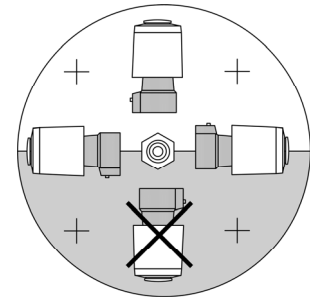
Mounting the Actuator



Mount actuator onto the valve stem and tighten the Allen screw using a 2mm or 5/64" Allen key.

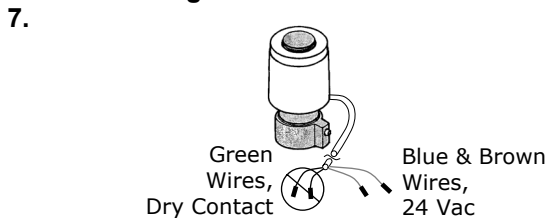


Remove the red tab from the mounted actuator.

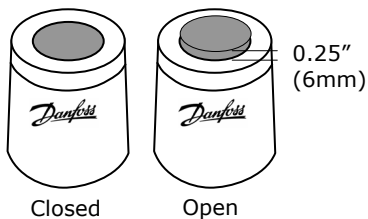


TWA allowable orientation

Commissioning Actuator

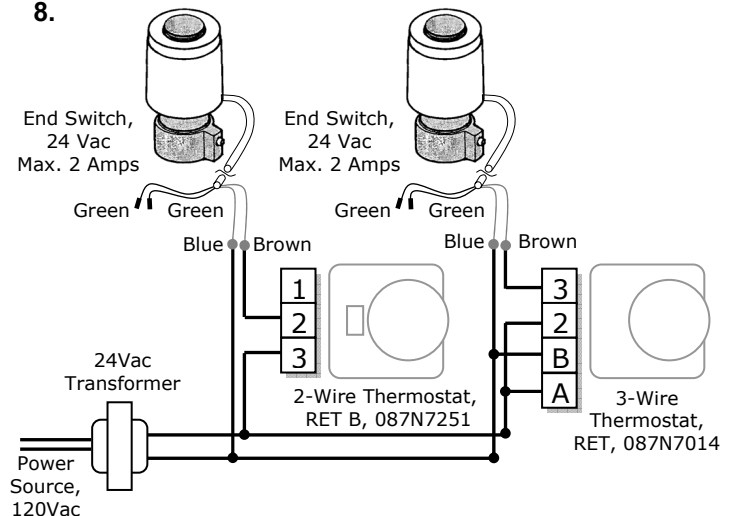


- Connect 24Vac to the Blue and Brown wires for 6 or more minutes to initialize the actuator and open the valve.
- Remove power from the actuator to close valve. The valve is now ready for operation.



The position indicator on top of the actuator will indicate if the valve is open or closed. A raised indicator on top of the actuator is an indication that the actuator is open. When closed the indicator is flush with the top of the actuator.

Typical Wiring



Supply voltage is 24Vac (2VA per actuator). Up to 12 actuators can be connected to a 40VA transformer.

Connect blue and brown wires to 24Vac power supply and thermostat or control circuit.

Green wires provide a dry contact output from an end switch. This contact makes when the actuator receives a call for heat.

Danfoss can accept no responsibility for possible errors in printed materials and reserves the right to alter its products without notice. All trademarks in this material are property of the respective companies. Danfoss and Danfoss logotype are trademarks of Danfoss A/S. All rights reserved.



Danfoss Inc.

7941 Corporate Drive
Baltimore, MD 21236 USA
Tel: 443-512-0266 Fax: 443-512-0270
na.heating.danfoss.com

Danfoss Inc.

6711 Mississauga Road, Suite 410
Mississauga, ON L5N 2W3 Canada
Phone: 905-285-2050 Fax: (905) 285-2055
na.heating.danfoss.com