


Data Sheet

NTC type temperature sensors for ETC & ERC controllers



Danfoss has selected a programme of temperature sensors to be used with the ETC and ERC range of controllers.

NTC (Negative Temperature Coefficient) temperature sensors change resistance with temperature in a manner compatible with the controller software.

They are fully compliant with the tolerance requirements according to IEC 60060-1.

Features

- High accuracy in temperature measurement and close tolerances ensure improved control
- Plastic/steel moulded sensor case
- Insulated connecting cable
- Various cable lengths available
- Supplied with rast 2.5 connectors
- Poka-yoke (mistake-proof) cable connection to the controller

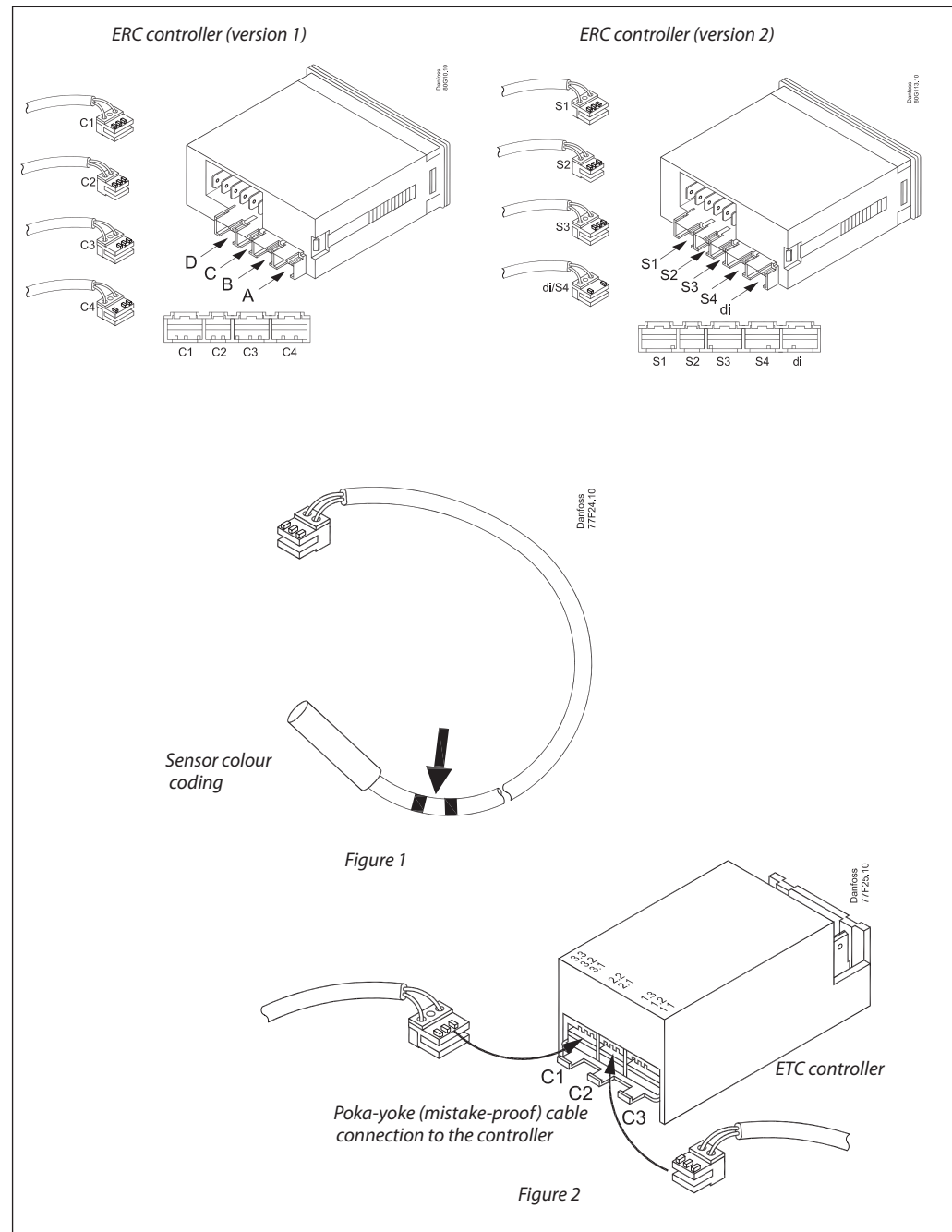
Connectors diagram

Danfoss NTC temperature sensors are clearly marked for easy identification during the assembly process.

For example, a sensor marked with two blue stripes as shown in figure 1 is the evaporator or defrost sensor.

Colour coding on the cable close to the sensor element is used to differentiate between cabinet, evaporator (defrost) and condenser sensors even if the plug part of the cable is not visible.

There are also different connector types or codes at the plug end of the cable. Using a combination of rib cuts on the connectors ensures correct connection position to the controller as shown in figure 2. This is known as Poka-Yoke design.



Technical data

PVC Standard sensors

Double insulated	Operating temperature range	-40 to 80°C
	Thermistor	Encapsulated in plastic housing
	Connecting cable	PVC double insulated
	Climatic category (IEC 60068-1)	40/80/56
	Rated resistance at 0°C	16330 Ω ±2% (±0.4°C)
	Rated resistance at 25°C	5000 Ω
	Insulation resistance	>1000 MΩ
	Voltage proof	3750 V
	Thermal time constant	Approx. 35 sec.
	Typical applications	Air sensing, evaporator sensing, condenser sensing

TPE precision sensors

Double insulated	Operating temperature range	-20 to 100°C
	Thermistor	Encapsulated in plastic housing
	Connecting cable	Thermoplastic elastomer double insulated
	Climatic category (IEC 60068-1)	40/80/56
	Rated resistance at 0°C	16330 Ω ±1% (±0.2°C)
	Rated resistance at 25°C	5000 Ω
	Insulation resistance	>100 MΩ
	Voltage proof	3750 V
	Thermal time constant	Approx. 8 sec.
	Typical application	Ice bank

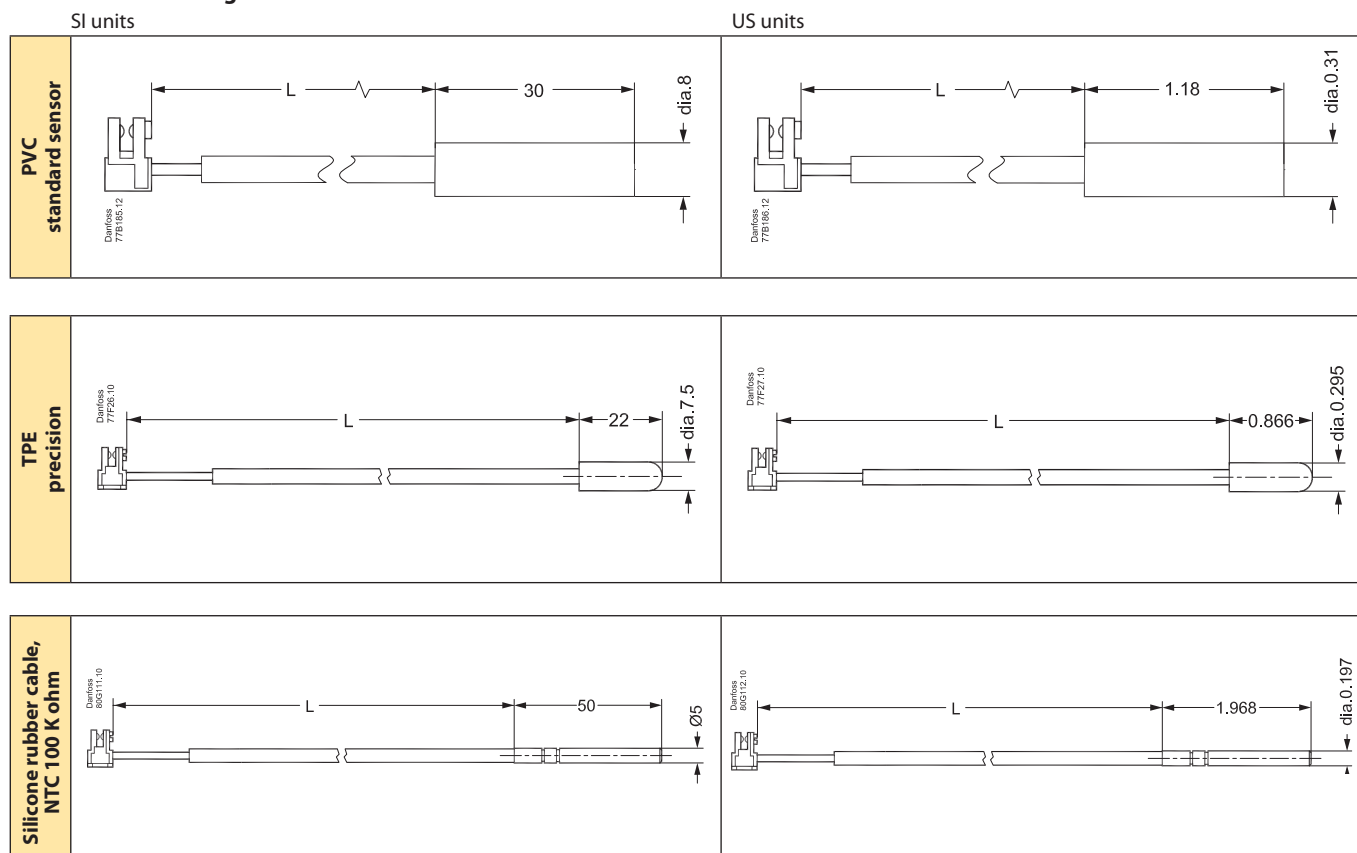
NTC sensor for heating application

FEP insulation	Operating temperature range	-40 to 200°C
	Thermistor	Encapsulated in stainless steel housing. AISI 305
	Connecting cable	Silicone rubber cable
	Degree of protection	IP67
	Rated resistance at 0°C	346,9 kOhm (tolerance at 0°C ±2.2%)
	Rated resistance at 25°C	100,0 kOhm (tolerance at 25°C ±1.0%)
	Insulation resistance	>100 MΩ
	Voltage proof	3750 V
	Thermal time constant	Approx. 8 sec.
	Typical application	Heating application

Ordering

Product type	Sensor type	Length in mm	Connector	Colour marking	Code number
NTC Temperature Sensor	PVC standard (±0.4°C) NTC 5 K	470	C1/S1		077F8751
		1000	C1/S1		077F8757
		1500	C1/S1		077F8761
		2000	C1/S1		077F8765
		2200	C1/S1		077F8767
		3000	C1/S1		077F8769
		3500	C1/S1		077F8723
		6000	C1/S1		080G2019
		1000	C2/S2		077F8786
		1500	C2/S2		077F8790
		2000	C2/S2		077F8794
		3000	C2/S2		077F8798
		6000	C2/S2		080G2029
		1000	C3/S3		077F8756
		1500	C3/S3		077F8760
		3000	C3/S3		077F8768
NTC Temperature Sensor	TPE precision (±0.2°C) NTC 5K	1500	C1/S1		077F8726
NTC Temperature Sensor	Silicone rubber cable, NTC 100 K ohm	1000	S1/S3		080G2041
		2000	S1/S3		080G2043
		3000	S1/S3		080G2045

Dimensions and weights



Danfoss can accept no responsibility for possible errors in catalogues, brochures and other printed material. Danfoss reserves the right to alter its products without notice. This also applies to products already on order provided that such alterations can be made without substantial changes being necessary in specifications already agreed. All trademarks in this material are property of the respective companies. Danfoss and the Danfoss logotype are trademarks of Danfoss A/S. All rights reserved.